

CAN ASTROPHYSICAL GAMMA RAY SOURCES MIMIC DARK MATTER ANNIHILATION IN GALACTIC SATELLITES?

EDWARD A. BALTZ¹, JAMES E. TAYLOR² & LAWRENCE L. WAI¹

Draft version October 11, 2018

ABSTRACT

The nature of the cosmic dark matter is unknown. The most compelling hypothesis is that dark matter consists of weakly interacting massive particles (WIMPs) in the 100 GeV mass range. Such particles would annihilate in the galactic halo, producing high-energy gamma rays which might be detectable in gamma ray telescopes such as the GLAST satellite. We investigate the ability of GLAST to distinguish between WIMP annihilation sources and astrophysical sources. Focusing on the galactic satellite halos predicted by the cold dark matter model, we find that the WIMP gamma-ray spectrum is nearly unique; separation of the brightest WIMP sources from known source classes can be done in a convincing way by including spectral and spatial information. Candidate WIMP sources can be further studied with Imaging Atmospheric Cerenkov Telescopes. Finally, Large Hadron Collider data might have a crucial impact on the study of galactic dark matter.

Subject headings: dark matter — elementary particles — Galaxy: halo — gamma rays: theory

1. INTRODUCTION

It is now firmly established that the majority of matter in the universe is non-baryonic. Evidence for this standard cosmology includes the microwave background anisotropies (Spergel et al. 2006) and the power spectrum of density fluctuations on galactic scales (Tegmark et al. 2006). The “dark matter” is of unknown composition, but indirect evidence from particle physics and cosmology indicates that it is likely to consist of weakly interacting massive particles (WIMPs) in the mass range 30 GeV to 3 TeV. Such particles would be expected to annihilate slowly in galactic halos. In most WIMP models, a large fraction of the annihilation radiation is expected to be gamma rays from the decays of the π^0 meson, produced copiously in any energetic interaction involving hadrons.

In the cold dark matter (CDM) paradigm (Blumenthal et al. 1984; Peebles 1984), it is well known that structure forms hierarchically: the dark halos of galaxies such as the Milky Way are expected to contain large numbers of sub-halos. For WIMPs, the sub-halo mass spectrum is expected to extend down to $10^{-6}M_{\odot}$ (Green et al. 2005; Diemand et al. 2005). The substructure is expected to be nearly isotropic, thus annihilation in the sub-halos can be away from the galactic plane, where astrophysical sources are concentrated.

The brightest source of WIMP annihilation radiation is expected to be the galactic center (GC), where the WIMPs are most concentrated. The HESS collaboration has concluded that dark matter annihilation radiation is at most a small fraction of the emission coming from the GC above 100 GeV (Aharonian et al. 2006). The MAGIC collaboration has confirmed these results (Albert et al. 2006). To explain these data in terms of dark matter annihilation, WIMPs of order 10 TeV mass would be required. We will proceed with the plausible assumption that the GC emission is predominantly astrophysical. In fact it has been shown that there is only a narrow window in which dark matter annihilation could be discov-

ered at the GC, given the HESS source and its extrapolation below 100 GeV (Zaharijas & Hooper 2006). This emphasizes the point that galactic satellites may be the most promising sources of WIMP annihilation radiation.³

Many authors have discussed the possibility of annihilations in galactic substructure (Bergström et al. 1999; Baltz et al. 2000; Calcáneo-Roldán & Moore 2000; Tasitsiomi & Olinto 2002; Stoehr et al. 2003; Taylor & Silk 2003; Evans et al. 2004; Aloisio et al. 2004; Koushiappas et al. 2004; Bi 2006; Diemand et al. 2007); In this Letter, we will illustrate that WIMP annihilation sources are distinguishable from all known (observed) astrophysical source classes. The detection of a steady, extended high latitude source with a WIMP annihilation spectrum (e.g. by the GLAST satellite) would provide strong evidence that the dark matter in the Galaxy actually consists of particles in the 100 GeV mass range, a crucial piece of the dark matter puzzle.

2. GAMMA RAYS FROM HADRONIC INTERACTIONS

Collisions of relativistic hadrons, such as when cosmic ray protons impinge on the interstellar medium (ISM), are typically inelastic. Energy is lost mostly to π^+ , π^0 , π^- mesons, in roughly equal numbers. The decays of the π^0 mesons dominate the gamma rays from hadronic interactions. The π^0 has a mass $m_{\pi} = 135.0$ MeV, and it has two common decay modes: $\pi^0 \rightarrow 2\gamma$ (98.8%) and $\pi^0 \rightarrow e^+e^-\gamma$ (1.2%) with rare modes contributing less than 0.01%. As a pseudoscalar particle, it decays isotropically. The photons emitted in $\pi^0 \rightarrow 2\gamma$ have energies of $E_0 = m_{\pi}/2 = 67.5$ MeV in the π^0 rest frame. In the lab frame, the energies are $E_{\pm} = E_0\gamma(1 \pm \beta \cos\Theta_{CM})$. The isotropy of the decay implies that $\cos\Theta_{CM}$ is uniformly distributed, and thus the spectrum dN/dE is constant between the minimum and maximum energies $E_{\min, \max} = E_0\gamma(1 \pm \beta)$. The spectrum $dN/dE(\ln E)$ is symmetric about $\ln E_0$, because $E_{\max}/E_0 = E_0/E_{\min}$. The observed spectrum from a source

¹ KIPAC, Stanford Linear Accelerator Center, MS 29, 2575 Sand Hill Road, Menlo Park, CA 94025

² Department of Physics and Astronomy, University of Waterloo, 200 University Avenue West, Waterloo, Ontario, Canada N2L3G1

³ There is a range of predictions for the annihilation rate at the GC. Baryons are crucial: a massive bar can disrupt the central cusp, adiabatic contraction can strengthen it. Satellites are simpler as their baryons can not cool. The GC brightness is thus decoupled from the brightness of satellites.

will have this property if the pion distribution is isotropic, true for both WIMP annihilation and cosmic ray interactions.

The photon spectrum from a single pion energy must be convolved with the pion spectrum. We consider the process $\chi\chi \rightarrow b\bar{b}$, the annihilations of pairs of self-conjugate dark matter particles to pairs of b quarks. The process is non-relativistic, giving monochromatic quarks with energy $E_q = m_\chi$. The quarks each form “jets” dominated by π mesons. In figure 1 we plot the photon spectra from annihilations as calculated by DarkSUSY (Gondolo et al. 2004), which uses results from Pythia (Sjöstrand et al. 2006). The spectrum is universal: even $\chi\chi \rightarrow W^+W^-$ or Z^0Z^0 gives similar results. Only the $\chi\chi \rightarrow \tau^+\tau^-$ channel differs appreciably (Cesarini et al. 2004; Fornengo et al. 2004; Hooper & Taylor 2006), but this is difficult to arrange for WIMPs from supersymmetry.

In figure 1 we show the photon spectra from several power-law proton sources as calculated by GALPROP (Strong & Moskalenko 1998). This illustrates that the power-law proton beams typical of astrophysical sources can *not* easily mimic the gamma ray spectrum from WIMP annihilations.

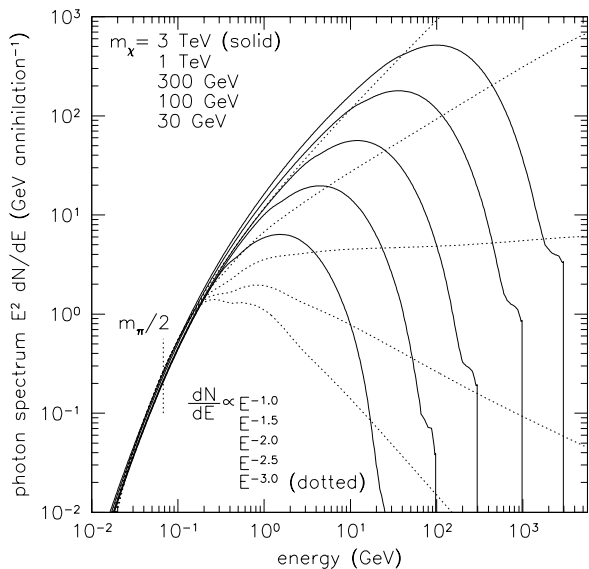


FIG. 1.— Spectrum of photons from hadronic processes. Solid lines depict annihilations to b quark pairs for several WIMP masses. The peak in the spectrum occurs at an energy of $E_{\text{peak}} \approx m_\chi/25$. At low photon energies the spectrum is nearly independent of WIMP mass in both shape and magnitude. Dotted lines depict pp interactions for several proton spectra. The pp photon spectra are normalized to be equal at an energy of $E_0 = 67.5$ MeV (vertical dotted line), where their spectral slopes are guaranteed to be equal.

3. DETECTABILITY OF GALACTIC DARK MATTER SATELLITES

The GLAST satellite (Atwood 1994; Bloom 1996; Gehrels & Michelson 1999) is well suited to measuring gamma rays from dark matter annihilations. It has an effective area of ≈ 1 m², a solid angle acceptance of ≈ 3 sr, and a point spread function (PSF) of 0.4° at 1 GeV energy. It will measure gamma ray energies between 20 MeV and 300 GeV. Most data will be taken in survey mode, mapping the sky with equal coverage with a large duty cycle. The exposure to any source will reach roughly 3×10^{11} cm² s in a 5 year mission.

We have estimated the number of Milky Way dark matter satellites observable by GLAST. The calculation was performed with the semi-analytic method of Taylor & Babul

(2004, 2005a,b). The satellite mass distribution has the expected $dN/dM \propto M^{-2}$ (Ghigna et al. 1998), cutting off below $10^6 M_\odot$ due to computational limitations. The spatial distribution of satellites is roughly spherically symmetric about the galactic center and extends well beyond the solar orbit, thus the dark matter satellites are located mostly out of the galactic plane. Individual sources have NFW density profiles (Navarro et al. 1997), with central r^{-1} cusps. Satellites with steeper profiles, e.g. (Moore et al. 1999), would be easier to detect. We find that the brightest sources have masses in the $10^6 - 10^7 M_\odot$ range. These brightest sources have tidal radii of order 100 pc, typically corresponding to 1° on the sky. We note that most of these objects are severely stripped. They have scale radii r_s much larger than their tidal truncation radii r_t , thus they have nearly pure r^{-1} density profiles out to $r = r_t$.

The surface brightness in gamma rays is proportional to the parameter $J \propto \int \rho^2 dr$ (Bergström et al. 1998). For a stripped NFW clump, at a fixed angular distance from its center, $J \propto M^2/r_t^4/D$, where D is the distance. If the mass spectrum of clumps is $dN/d\ln M \propto M^{-\alpha}$ and the tidal radius $r_t \propto M^\beta$, the surface brightness of the nearest clump ($D \propto M^{\alpha/3}$) is $J \propto M^{2-4\beta-\alpha/3}$. Our simulations indicate that $\alpha \approx 1$ and $\beta \approx 1/2$, thus $J \propto M^{-1/3}$. Lower mass clumps are brighter, but they appear smaller ($\theta \propto r_t/D \propto M^{\beta-\alpha/3} \propto M^{1/6}$). Less massive clumps would be seen as point sources. These results are sensitive to α and β , thus extrapolations are difficult.

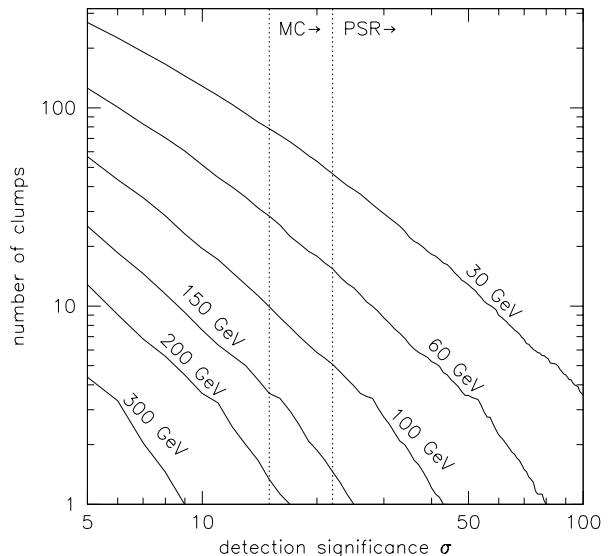


FIG. 2.— The number of detectable clumps for several WIMP masses is plotted against the detection threshold for counts above 1 GeV. Distinguishing the WIMP spectrum at 3σ from a molecular cloud and a pulsar is possible at detection significances of 15σ (290 counts, 375 background) and 22σ (425 counts) respectively (vertical dotted lines).

As a fiducial case, we assume a WIMP mass of 100 GeV and an annihilation cross-section to $b\bar{b}$ of $\langle\sigma v\rangle = 1.6 \times 10^{-26}$ cm³ s⁻¹, giving 14.2 photons per annihilation above 1 GeV. Assuming a 5 year GLAST mission, and integrating a 1° radius around the source, the number of background counts is 375 (based on the EGRET extragalactic background (Sreekumar et al. 1998)). The typical brightest clump has $\langle J \rangle(1^\circ \text{ radius}) = 1400$. For an example of such an object take

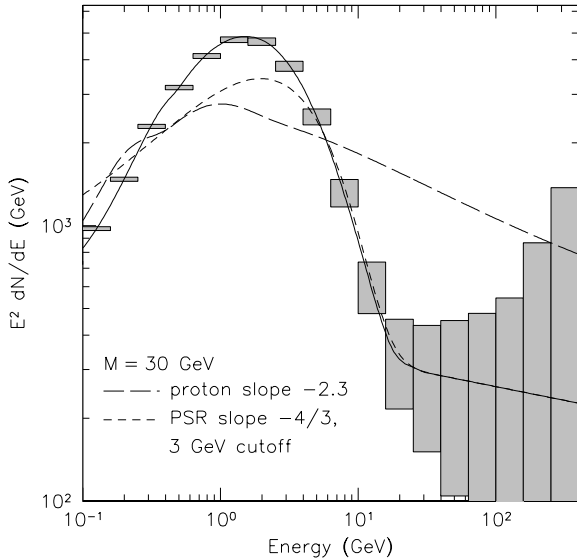


FIG. 3.— Annihilation of 30 GeV WIMPs. The solid line represents the WIMP spectrum from a single clump with $\langle J \rangle = 1400$ within 1° , including the extragalactic background. Shaded boxes illustrate the 1σ (poisson) flux errors for 0.2 decade bins (the actual resolution is better than 10%, and we expect very little dispersion between bins this large). The best fit proton power law (long dashes) and slope $-4/3$ pulsar spectra (short dashes) are indicated. These fits are unacceptable, including a pure power law (not shown). This source would have had ~ 50 counts above 100 MeV in the third EGRET catalog, just above the detection limit (Hartman et al. 1999).

$2 \times 10^6 M_\odot$, 3 kpc distant, tidal radius 50 pc, thus subtending 1° on the sky. The number of signal counts above 1 GeV within 1° for 30, 60, 100, 150, 200, 300 GeV WIMPs is 3450, 1680, 900, 520, 345, 190 respectively. The number of detectable dark matter satellites is shown in figure 2.

4. ASTROPHYSICAL SOURCES

A pure dark matter galactic satellite has four distinguishing characteristics: hadronic spectrum from monochromatic quarks, spatial extent, lack of variability, and no emission at other wavelengths except for very diffuse inverse Compton and synchrotron (Baltz & Wai 2004). We will focus on the energy spectrum, but we note that a satellite with an NFW profile has a brightness proportional to $1/r$, meaning equal flux in equal width annuli. With the 0.4° PSF of GLAST above 1 GeV, and the typical 1° size, we expect that the spatial extent should be detectable. Naively, emission between $r = 0.5^\circ$ and $r = 1^\circ$ has 58% of the total significance.

To mimic a galactic satellite, a source would need to have a broken power law spectrum, no counterparts in other wavelengths, and degree-scale extended emission constant in time. Each of these is exhibited by known sources, but none exhibits them all. A class of such sources would need to have identical spectra (as measured), as dark matter satellites would.

In figures 3-5 we plot the spectrum of the typical brightest clump ($\langle J \rangle = 1400$) with 30, 100, and 200 GeV WIMPs together with fits for several astrophysical source classes. The 1σ errors for GLAST are shown as shaded boxes. In figure 2 we illustrate the detection significance required to distinguish dark matter from molecular clouds and pulsars.

The gamma ray spectrum from molecular clouds is generated by cosmic ray protons, which have a featureless power-law spectrum over many decades in energy. This is exactly what is plotted with dotted lines in figure 1. The long dashed

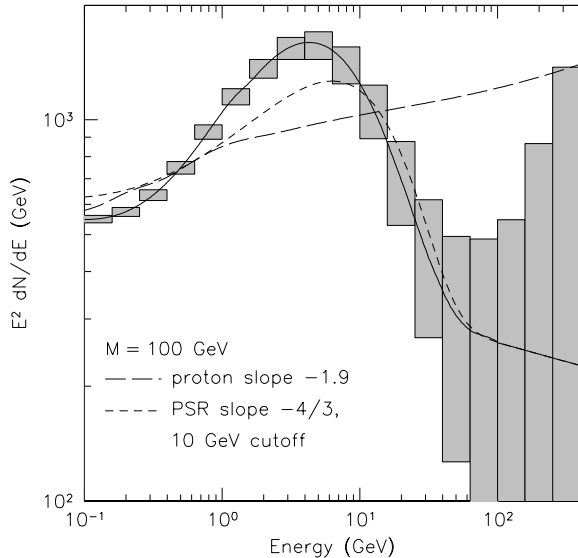


FIG. 4.— Annihilation of 100 GeV WIMPs. The curves are the same as in figure 3. Again, none of the fits are acceptable, including a pure power law.

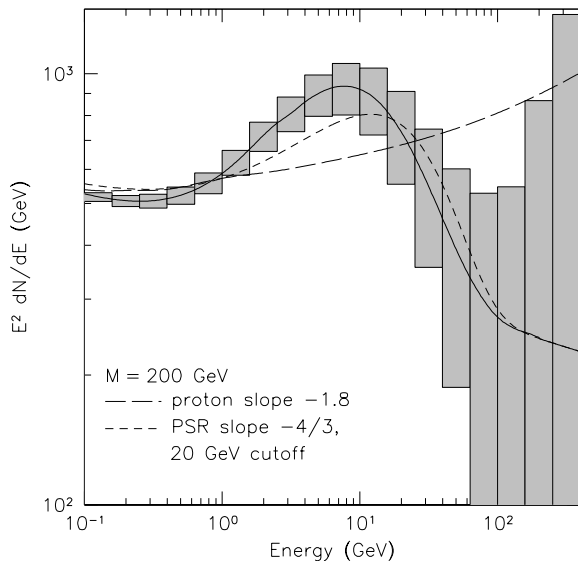


FIG. 5.— Annihilation of 200 GeV WIMPs. The curves are the same as in figure 3. In this case, the pulsar fit is allowed at the 8% level (by simple χ^2), but the others are unacceptable, including a pure power law.

lines in figures 3-5 show the best fit molecular cloud spectra, ruled out at high confidence in each case. Gamma rays from molecular clouds are expected to be extended and non-variable; it would be comforting to rule out counterparts, e.g. CO emission. In fact, GLAST is likely to detect extended, high-latitude molecular clouds (Torres et al. 2005).

Gamma ray pulsars are potentially the most problematic of the astrophysical sources. Their spectra can be parameterized as $dN/dE \propto E^{-\Gamma} \exp[-(E/E_c)^\alpha]$ (Nel & de Jager 1995). The few known examples have $\Gamma > 4/3$. In fact, most models for gamma ray pulsars require this (e.g. the outer gap model (Romani 1996)), but $\Gamma \rightarrow 2/3$ is in principle possible.

The short dashed lines in figures 3-5 show the best fit

gamma ray pulsar spectra. The ($\Gamma = 4/3$) spectrum is ruled out except in the 200 GeV case, where it is consistent at the 8% level. If the low energy slope $\Gamma \rightarrow 1$, the spectra become nearly impossible to disentangle for any WIMP mass.

Gamma ray pulsars tend to have multi-wavelength counterparts and also tend to be near the galactic plane. A notable exception is 3EG J1835+5918 which is located at high latitude, but does have a faint X-ray counterpart (Halpern, et.al. 2002). The well known radio quiet gamma ray pulsar Geminga is located within 5° of the galactic plane.

The variability of the pulsar is difficult to determine in a blind search of the period-period derivative plane. To mimic an extended galactic satellite, a cluster of pulsars would be required, with no counterparts in other wavelengths.

Plerions will typically have multi-wavelength counterparts, especially in X-rays, and are located close to the galactic plane. They are compact sources in X-rays ($\sim 1'$), but at GLAST energies they may be detected as extended sources.

Supernova remnants will have power-law spectra, convincingly ruled out. They will also have multi-wavelength counterparts and are likely to be near the galactic plane.

Blazars are variable point sources with a power-law gamma ray spectrum, and have counterparts. They contradict all four necessary qualities of dark matter satellite emission.

5. DISCUSSION

We have shown that the brightest dark matter satellites seen by GLAST should be distinguishable from other known types of astrophysical sources, for WIMPs less massive than about 150 GeV and cross sections of $\langle\sigma v\rangle = 1.6 \times 10^{-26} \text{ cm}^3 \text{ s}^{-1}$. Sub-substructure could enhance these signals by a factor of a few (Diemand et al. 2007), extending the accessible masses and cross sections. Dimmer sources (extended only, to minimize pulsar contamination) could be stacked, improving the discrimination. Any sources mimicking dark matter annihilation

would be very interesting, and would be compelling targets for study in a multiwavelength campaign.

Dark matter sources are excellent targets for Imaging Atmospheric Cerenkov Telescopes (IACTs). The mass of the WIMP must be above the IACT analysis threshold, at the present time around 100 GeV. The sensitivity of IACTs is currently limited by the charged particle background.

A follow-up campaign of 500 hours with an IACT of 0.2 km^2 on our brightest clump, taking the 100 GeV model, can provide a 5σ detection of line emission from the process $\chi\chi \rightarrow \gamma\gamma$, for a branching ratio of $B = 1.2\%$. This assumes 99% rejection of hadrons and 15% energy resolution. If the hadron rejection were improved by a factor of 10, the electron background dominates and line sensitivity improves to $B = 0.005$. If the electron background were also eliminated, the extragalactic gamma-ray background would limit the sensitivity to $B = 0.0003$. The predicted branching ratio is $B \sim 0.001$. Obviously, the detection of a line at these energies would demonstrate the existence of particle dark matter.

The Large Hadron Collider (LHC) may discover a candidate WIMP, and measure its mass at the 10% level on a timescale that matches the GLAST program. A simple estimate shows that GLAST can constrain the mass at the 25% level, for a 100 GeV WIMP. If the GLAST and LHC mass estimates match, the WIMP hypothesis would be greatly strengthened. With strong evidence for particle dark matter in hand, including accelerator measurements of cross sections (Baltz et al. 2006), it would become possible to map the galactic dark matter in the gamma ray sky.

We thank Roger Blandford, Elliott Bloom, Jim Chiang, Stephan Fegan, Stefan Funk, Joni Granot, Tune Kamae, Michael Peskin, Roger Romani, Marek Sikora and Ping Wang for comments. This work was supported in part by the Department of Energy contract DE-AC02-76SF00515.

REFERENCES

- Aharonian, F. et al. 2006, *Phys. Rev. Lett.*, 97, 221102
 Albert, J. et al. 2006, *ApJ* 638, L101
 Aloisio, R., Blasi, P., & Olinto, A. V. 2004, *ApJ*, 601, 47
 Atwood, W. B. 1994, *Nuclear Instruments and Methods in Physics Research A*, 342, 302
 Baltz, E. A., Battaglia, M., Peskin, M. E., & Wizansky, T. 2006, *Phys. Rev. D*, 74, 103521
 Baltz, E. A., Briot, C., Salati, P., Taillet, R., & Silk, J. 2000, *Phys. Rev. D*, 61, 023514
 Baltz, E. A., & Wai, L. 2004, *Phys. Rev. D*, 70, 023512
 Bergström, L., Edsjö, J., Gondolo, P., & Ullio, P. 1999, *Phys. Rev. D*, 59, 043506
 Bergström, L., Ullio, P., & Buckley, J. H. 1998, *Astroparticle Physics*, 9, 137
 Bi, X.-J. 2006, *Nuclear Physics B*, 741, 83
 Bloom, E. D. 1996, *Space Science Reviews*, 75, 109
 Blumenthal, G. R., Faber, S. M., Primack, J. R., & Rees, M. J. 1984, *Nature*, 311, 517
 Calcáneo-Roldán, C., & Moore, B. 2000, *Phys. Rev. D*, 62, 123005
 Cesarini, A., Fucito, F., Lionetto, A., Morselli, A., & Ullio, P. 2004, *Astroparticle Physics*, 21, 267
 Diemand, J., Moore, B., & Stadel, J. 2005, *Nature*, 433, 389
 Diemand, J., Kuhlen, M., & Madau, P., arXiv:astro-ph/0611370
 Evans, N. W., Ferrer, F., & Sarkar, S. 2004, *Phys. Rev. D*, 69, 123501
 Fornengo, N., Pieri, L., & Scopel, S. 2004, *Phys. Rev. D*, 70, 103529
 Gehrels, N., & Michelson, P. 1999, *Astroparticle Physics*, 11, 277
 Ghigna, S., Moore, B., Governato, F., Lake, G., Quinn, T., & Stadel, J. 1998, *MNRAS*, 300, 146
 Gondolo, P., Edsjö, J., Ullio, P., Bergström, L., Schelke, M., & Baltz, E. A. 2004, *Journal of Cosmology and Astro-Particle Physics*, 7, 8
 Green, A. M., Hofmann, S., & Schwarz, D. J. 2005, *Journal of Cosmology and Astro-Particle Physics*, 8, 3
 Halpern, et.al. (2002), *ApJ*, 573, L41
 Hartman, R. C., et al. 1999, *ApJS*, 123, 79
 Hooper, D., & Taylor, A. M. 2006, arXiv:hep-ph/0607086
 Koushiappas, S. M., Zentner, A. R., & Walker, T. P. 2004, *Phys. Rev. D*, 69, 043501
 Moore, B., Quinn, T., Governato, F., Stadel, J., & Lake, G. 1999, *MNRAS*, 310, 1147
 Navarro, J. F., Frenk, C. S., & White, S. D. M. 1997, *ApJ*, 490, 493
 Nel, H.I. & de Jager, O.C. 1995, *Astrophys. and Space Sci.*, 230, 299
 Peebles, P. J. E. 1984, *ApJ*, 277, 470
 Romani, R. W. 1996, *ApJ*, 470, 469
 Sjöstrand, T., Mrenna, S., & Skands, P. 2006, *Journal of High Energy Physics*, 5, 26
 Spergel, D.N. et al., arXiv:astro-ph/0603449.
 Sreekumar, P., et al. 1998, *ApJ*, 494, 523
 Stoehr, F., White, S. D. M., Springel, V., Tormen, G., & Yoshida, N. 2003, *MNRAS*, 345, 1313
 Strong, A. W. & Moskalenko, I. V. 1998, *ApJ*, 509, 212
 Tasitsiomi, A., & Olinto, A. V. 2002, *Phys. Rev. D*, 66, 083006
 Taylor, J. & Babul, A. 2004, *MNRAS*, 348, 811
 —, 2005a, *MNRAS*, 364, 515
 —, 2005b, *MNRAS*, 364, 535
 Taylor, J. E., & Silk, J. 2003, *MNRAS*, 339, 505
 Tegmark, M. et al., arXiv:astro-ph/0608632.
 Torres, D. F., Dame, T. M., & Digel, S. W. 2005, *ApJ*, 621, L29
 Zaharijas, G., & Hooper, D. 2006, *Phys. Rev. D*, 73, 103501