

---

# High resolution mid-Infrared imaging of dust disks structures around Herbig Ae stars with VISIR

Coralie Doucet\* — Pierre-Olivier Lagage\* — Eric Pantin\*

\* AIM, Unité Mixte de Recherche CEA - CNRS - Université Paris VII -UMR 7158  
DSM/DAPNIA/Service d'Astrophysique  
CEA/Saclay, F-91191 Gif-sur-Yvette, France  
doucetc@cea.fr

---

*ABSTRACT.* We present a new mode of observations with VISIR, the mid-InfraRed (mid-IR) imager and spectrometer on the VLT (ESO, Chile): the so-called **BURST mode**. This mode allows to reach the diffraction limit of the telescope. To illustrate results obtained with this mode, we discuss observations of disks around Herbig Ae stars. The 10-20  $\mu\text{m}$  atmospheric windows are well-suited to study the extended emission of these objects. With a 8 m class telescope, in fair seeing conditions, the observations are diffraction-limited at 10  $\mu\text{m}$  and the spatial resolution could reach the diffraction limit of 0.3 arcsec. As a result, it is possible to resolve disks with a typical size of 100 AU around objects at a distance of 100 pc. We present here a significant example, HD97048, for which a flared disk of 350 AU is resolved at 11.3  $\mu\text{m}$  (PAH band).

*RÉSUMÉ.* Nous présentons un nouveau mode d'observation avec VISIR, l'instrument pour les observations en InfraRouge (IR) moyen au VLT (ESO, Chili): le **mode BURST**. Ce mode permet d'atteindre la limite de résolution spatiale déterminée par la diffraction. Une illustration d'utilisation de ce mode est donnée avec l'observation des disques autour d'étoile de type Herbig Ae. Les fenêtres atmosphériques en IR moyen sont appropriées à l'étude des extensions autour de ces objets. En effet, avec un télescope de 8 mètres, il est possible d'atteindre la limite de diffraction de 0.3 seconde d'arc dans de bonnes conditions de seeing. Ainsi, on peut résoudre des disques d'une taille typique de 100 AU pour des étoiles situées à 100 pc. HD97048 est un remarquable exemple d'une étoile Herbig Ae avec un disque évasé imagé à 11.3  $\mu\text{m}$  (PAH).

*KEYWORDS:* Herbig Ae stars, HD97048, BURST mode, VISIR, angular resolution

*MOTS-CLÉS :* étoiles Herbig Ae, HD97048, BURST mode, VISIR, résolution angulaire

---

## 1. Introduction

Circumstellar (CS) disks made of gas and dust are ubiquitous around young stars. They are a natural outcome of the star formation process, because of the need of angular momentum conservation during the collapse of the initial molecular core (Shu *et al.*, 1987). As the star evolves, the disk changes: the gas is dissipated and a variety of processes (such as collisions for instance) leads to the growth of dust grains and eventually to the formation of planets. In order to study planets formation, it is necessary to understand the physics of the medium where they were born. Herbig Ae (HAe) stars represent a particularly interesting laboratory for studying disks evolution and planet formation. They are believed to be the more massive analogues of T Tauri stars ( $\sim 2\text{-}10 M_{\odot}$ ), and harbour disks in which planets are still in the building process or eventually just formed. Although great progresses have been made in modelling the disk structure with radiative transfer codes able to reproduce the Spectral Energy Distribution (SED) [(Chiang *et al.*, 1997), (Natta *et al.*, 2001), (Dullemond *et al.*, 2001)], the structure of the disks is not uniquely constrained. Spatially resolved images of the disk are needed to better constrain the disks. The SED of about half of the HAe stars features IR emission bands (Acke *et al.*, 2004) which are believed to be produced by very large organic molecules (like PAH: polycyclic aromatic hydrocarbon particles). Such particles are transiently heated by star light UV photons: they do not reach thermal equilibrium with the radiation field, but absorb individual photons, experiencing a rapid increase in temperature, and then cool down, re-radiating the absorbed energy in IR emission bands. Such a radiation allows to probe, in the mid-IR, the disk structure at large distances from the star. Furthermore, observations in the mid-IR, with a 8 m class telescope, in fair seeing conditions, can be diffraction-limited, so that the spatial resolution can reach 0.3 arcsec. As a consequence, it is possible to resolve disks with a typical size of 100 AU around Herbig stars located at a distance of 100 pc.

## 2. New imaging mode of VISIR: the BURST mode

The observations were performed using the ESO mid-infrared instrument VISIR installed on the VLT (Paranal, Chile). The instrument is equipped with a DRS (former Boeing) 256x256 pixels BIB detector array.

Under good seeing conditions ( $\leq 0.5$  arcsec in the visible), the images in the mid-IR are diffraction-limited even on a 8 meters class telescope. Unfortunately, the median seeing experienced at Paranal is of the order of 0.8 arcsec, which degrades significantly the angular resolution. Indeed, for a seeing of 0.8 arcsec in the visible, the seeing value at  $10 \mu\text{m}$  is 0.4 arcsec, when assuming that the wavelength dependence of the seeing follows a  $\lambda^{-1/5}$  law. This is larger than the diffraction limit of 0.3 arcsec and represents a 5 pixels movement on the detector with the smallest field of view of VISIR (0.075"/pixel). In order to get the best spatial resolution with VISIR, we experimented a new imaging mode on bright objects: the *BURST mode*. The principle is to take short enough exposure images ( $\lesssim 50$  ms) in order to freeze the turbulence; the coherence time of the atmosphere at  $10 \mu\text{m}$  is around 300 ms at Paranal for a good

seeing. But as soon as the exposure time is short, speckles appear with the diffraction spot. The number of speckles is linked to the ratio  $D/R_0$  where  $R_0$  is the Fried parameter or coherence length and  $D$  the telescope aperture. Since the Fried parameter is the order of the diameter of the telescope in the mid-IR (Table 2), i.e much larger than in the near-IR, the number of speckles in the mid-IR is small and one can have one principal speckle in the image for good seeing conditions. In order to correct for the turbulence by offline processing, we stored 1000 elementary images by nodding position for a chopping frequency of 0.25 Hz in the direction north/south. The nodding direction is perpendicular to the chopping direction with an amplitude of 8". After classical data reduction in mid-IR, a cube of 500<sup>1</sup> images chopped and nodded (4 beams/image) is obtained. Because of the turbulence, each source on an image moves independently and as a result, we have to extract individually the 4 sources in each image (4 quarters) of the cube and shift and add the image with the ones corresponding to the same quarter. Finally, we shift and add the four final images of the four quarters (Fig. 1 and Fig. 2).

wavelength ( $\mu m$ )	$R_0(m)$
0.5	$\sim 0.15$
8.6 (in this study)	$6.23 \pm 0.33$
11.3 (in this study)	$8.76 \pm 0.42$

Table 1: Comparison of the Fried parameter  $R_0$  of the atmosphere for different wavelengths. The Fried parameter for mid-IR has been calculated in this study with measuring the angle-of-arrival fluctuation for a point source observed in the image plane of the telescope (Brandt et al., 1987).

### 3. Image quality and shift and add method

As it has already been done in the near-IR (Christou, 1991), we investigate the image quality in mid-IR by experimenting three different methods of shift and add in which the offsets are calculated using a centroid estimate, a maximum finding or an autocorrelation method. For a good seeing, typically 0.75 arcsec, the method of maximum and centroid are comparable and give poor quality results (see Table 2); the autocorrelation method allows to recover diffraction-limited images in N band. As the seeing degrades (Fig. 3), the autocorrelation method consistently yields improved resolution maintaining diffraction-limited images, at the expense of rejecting more images (40 % of the images for a seeing of 1 arcsec).

1. 1000 divided by 2 because of the 2 chopper positions

	centroid estimate	autocorrélation method	maximum detection
$\text{FWHM}_x$ (mas)	$424 \pm 20$	$302 \pm 20$	$386 \pm 20$
$\text{FWHM}_y$ (mas)	$547 \pm 20$	$288 \pm 20$	$523 \pm 20$
ellipticity	1.29	0.95	1.36
Strehl ratio	$0.329 \pm 0.002$	$0.368 \pm 0.001$	$0.760 \pm 0.001$

Table 2: Comparison of the FWHM in milli-arcsec (mas) with the theoretical one at  $11.3 \mu\text{m}$  of 283 mas. Strehl ratio for the final image obtained with the shift and add executed by centroid estimate, maximum finding or autocorrelation method (for a visible seeing of 0.75 arcsec).

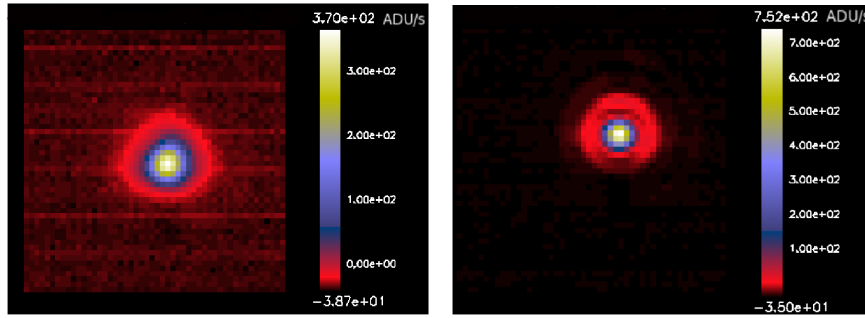


Figure 1: VISIR images of a reference star resulting from adding 429 chopped/nodded images with an elementary exposure time of 50 ms. The left image is a direct sum of the images in the cube; the right image is built using the autocorrelation shift and add procedure. The Signal over Noise ratio has been increased by more than a factor 2 by this procedure (sensitivity of  $17 \text{ mJy}/10\sigma/1\text{h}$  in the "raw" left image and of  $7 \text{ mJy}/10\sigma/1\text{h}$  in the shift-and-added image).

#### 4. Limits of the method

This mode could only be used for objects bright enough so that the signal over noise in an elementary frame is high enough to apply the shift and add procedure (Flux  $> 5 \text{ Jy}$  in N band and  $10 \text{ Jy}$  in Q band) with reasonable seeing conditions (less than 1.3 arcsec in the visible). Furthermore, it produces a huge amount of data since one hour of observations produces 7 Gb, taking into account large overhead, and if the efficiency would be increased, then the rate could increase up to 30 Gb per hour.

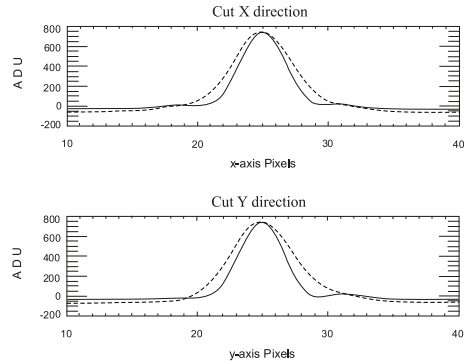


Figure 2: Comparison of the profile on the two images of Fig 1. The non shift-and-add corrected image (dashed line) has a FWHM 1.5 times larger than the corrected image (plain line).

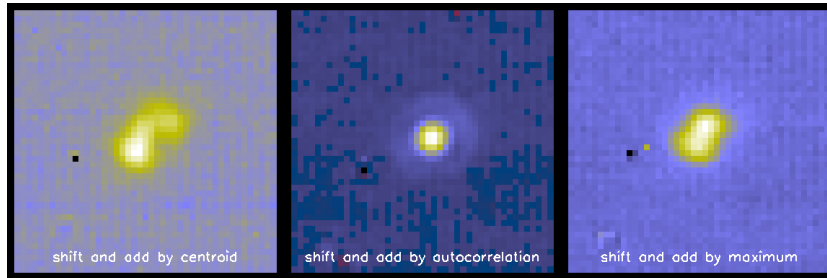


Figure 3: For a visible seeing of 1.2 arcsec, comparison of the image quality when shift and add is performed using maximum finding, centroid estimate or autocorrelation method.

## 5. HD97048, an outstanding example

HD97048 is a Herbig Ae star located at 180 pc in the Chameleon cloud. Figure 4 shows that HD97048 is quite extended in PAH ( $11.3 \mu\text{m}$ ) compared to the reference star with the same filter. The most striking result is the asymmetry in the wings: the east side is much more extended (around 1.65 arcsec) than the west side (around 1 arcsec). This asymmetry (the fact that the bright source is not in the middle of the extension) reveals a disk optically thick and geometrically thick. PAHs allow to detect disks in the mid-IR range further away from the star since they are stochastically heated by UV radiation in a flared disk. They are new tracers of the geometry of the disk surface.

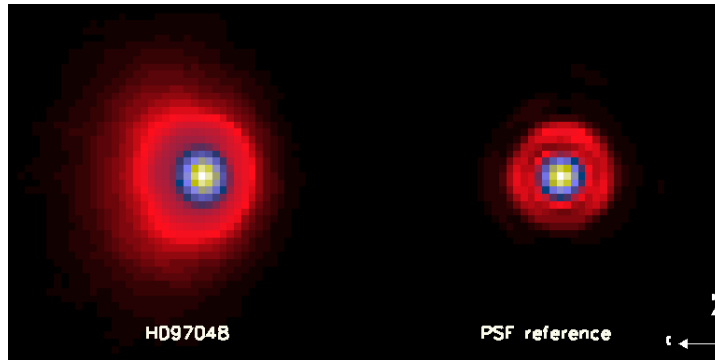


Figure 4: HD97048 (on the left) taken in BURST mode at  $11.3 \mu\text{m}$  (PAH band). The extension is quite large (up to 300 AU) as compared to the reference star (on the right) and asymmetric in the east/west direction.

## 6. Conclusions and perspectives

The **BURST mode** has shown its capability to improve image quality when observing from the ground in the mid-IR. Thanks to the delivery of diffraction-limited images, it allows us to spatially resolve disks around Herbig Ae stars. Many other programs requiring the best achievable spatial resolution would benefit from such a mode. We recommend this mode to be implemented as a VISIR standard observing mode and to be offered to the observers.

## 7. References

- Acke B., van den Ancker M. E., “ISO spectroscopy of disks around Herbig Ae/Be stars”, *A&A*, vol. 426, p. 151-170, October, 2004.
- Chiang E. I., Goldreich P., “Spectral Energy Distributions of T Tauri Stars with Passive Circumstellar Disks”, *ApJ*, vol. 490, p. 368-+, November, 1997.
- Christou J. C., “Image quality, tip-tilt correction, and shift-and-add infrared imaging”, *Public. of the Astron. Soc. Pac.*, vol. 103, p. 1040-1048, September, 1991.
- Dullemond C. P., Dominik C., Natta A., “Passive Irradiated Circumstellar Disks with an Inner Hole”, *ApJ*, vol. 560, p. 957-969, October, 2001.
- Natta A., Prusti T., Neri R., Wooden D., Grinin V. P., Mannings V., “A reconsideration of disk properties in Herbig Ae stars”, *A&A*, vol. 371, p. 186-197, May, 2001.
- Shu F. H., Lizano S., Adams F. C., “Star formation in molecular cloud cores”, in M. Peimbert, J. Jugaku (eds), *IAU Symp. 115: Star Forming Regions*, p. 417-433, 1987.