

# The Asymmetry Coefficient for Interstellar Scintillation of Extragalactic Radio Sources

V.I. Shishov, T.V. Smirnova, and S.A. Tyul'bashev

<sup>1</sup>*Pushchino Radio Astronomy Observatory, Astro Space Center,  
Lebedev Physical Institute, Pushchino, Russia*

(Received June 23, 2004; Revised September 20, 2004)

Comparing the asymmetry coefficients  $\gamma$  and scintillation indices  $m$  for observed time variations of the intensity of the radiation of extragalactic sources and the predictions of theoretical models is a good test of the nature of the observed variations. Such comparisons can be used to determine whether flux-density variations are due to scintillation in the interstellar medium or are intrinsic to the source. In the former case, they can be used to estimate the fraction of the total flux contributed by the compact component (core) whose flux-density variations are brought about by inhomogeneities in the interstellar plasma. Results for the radio sources PKS 0405–385, B0917+624, PKS 1257–336, and J1819+3845 demonstrate that the scintillating component in these objects makes up from 50% to 100% of the total flux, and that the intrinsic angular sizes of the sources at 5 GHz is 10–40 microarcseconds. The characteristics of the medium giving rise to the scintillations are presented.

## 1. INTRODUCTION

Two alternative hypotheses aimed at explaining the phenomenon of rapid variability of the fluxes of extragalactic sources at centimeter wavelengths on characteristic time scales of less than a day are discussed in the literature: (1) intrinsic variability associated with the source and (2) variability due to interstellar scintillation (see, for example, [1–4]). Since the velocity of the Earth relative to the interstellar medium displays seasonal variations with an amplitude of several tens of kilometers, we should expect variations in the variability time scale over the course of a year in the case of scintillations. Indeed, such seasonal variations have been observed for several sources, with the variation time scale increasing appreciably in the period from August to October [2, 5], in agreement with the decrease in

the velocity of the Earth relative to the interstellar medium in this period. This demonstrates the interstellar origin of the variability of these sources.

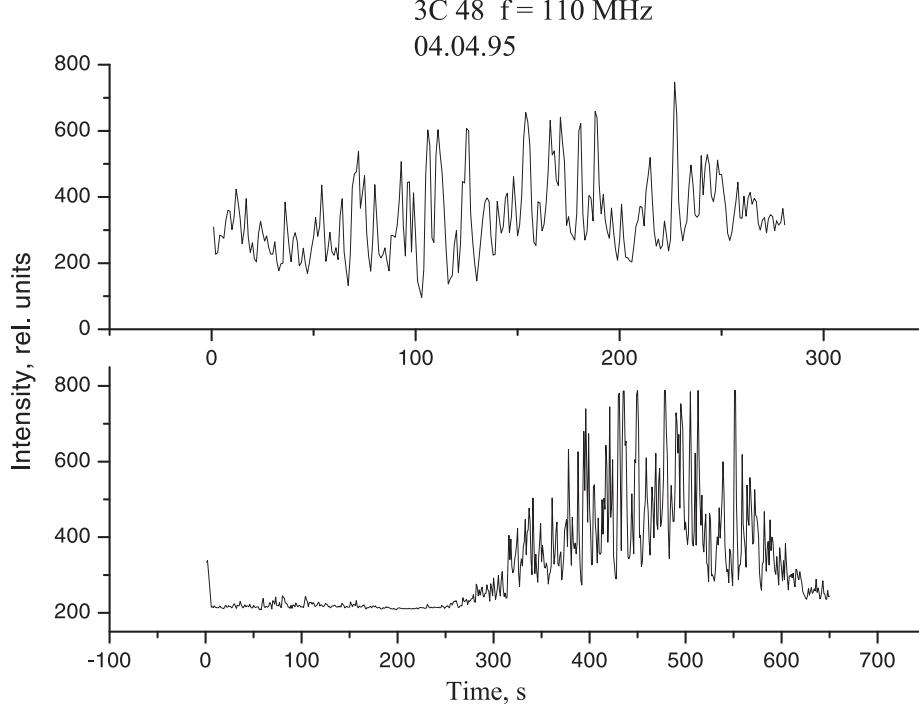
However, for the majority of radio sources, there is no conclusive proof that fluctuations in their fluxes are due to interstellar scintillation. In addition, in the case of rapid intrinsic variability, the angular size of the source must be small enough that it should inevitably scintillate on inhomogeneities in the interstellar plasma at centimeter wavelengths. For example, if a source located at a distance of  $10^{28}$  cm displays variability with a characteristic time scale of the order of  $t = 1$  day, its linear size should be no larger than about  $l = 3 \times 10^{15}$  cm, so that its angular size should be no larger than about  $\varphi = 0.1$  microarcsecond ( $0.1 \mu s$ ). This is appreciably smaller than the angular size of the first Fresnel zone for the interstellar medium. Consequently, the source will be point-like from the point of view of interstellar scintillations, and should accordingly scintillate at centimeter wavelengths, as pulsars do. Therefore, it is more correct to consider the following alternatives: (1) intrinsic variability of the source combined with interstellar scintillation and (2) variability due only to interstellar scintillation. For sources in which the first scenario is realized, the problem of distinguishing intrinsic variations from variations due to interstellar scintillation is extremely important. We propose here a qualitative test to verify the nature of observed flux variations by measuring the asymmetry coefficient of the flux-fluctuation distribution function.

## 2. THE ASYMMETRY COEFFICIENT

When analyzing scintillations of extragalactic radio sources on inhomogeneities of the interstellar plasma, the most important measured quantity is the scintillation index:

$$m^2 = \frac{\langle (I - \langle I \rangle)^2 \rangle}{\langle I \rangle^2}, \quad (1)$$

where  $I$  is the measured flux and  $\langle I \rangle$  is its mean value. However, extragalactic sources have complex structures, consisting of a compact scintillating component and a non-scintillating extended component. Only the compact component with angular size of the order of or smaller than the first Fresnel zone (the “core”) will scintillate on inhomogeneities of the interstellar plasma. Consequently, without knowing the flux of the scintillating component,



**Figure 1.** Original recording of the intensity of the source 3C 48 as a function of time at 100 MHz (lower), and the same recording after eliminating the slow component (upper).

it is not possible to determine the corresponding scintillation index,  $I_0$ :

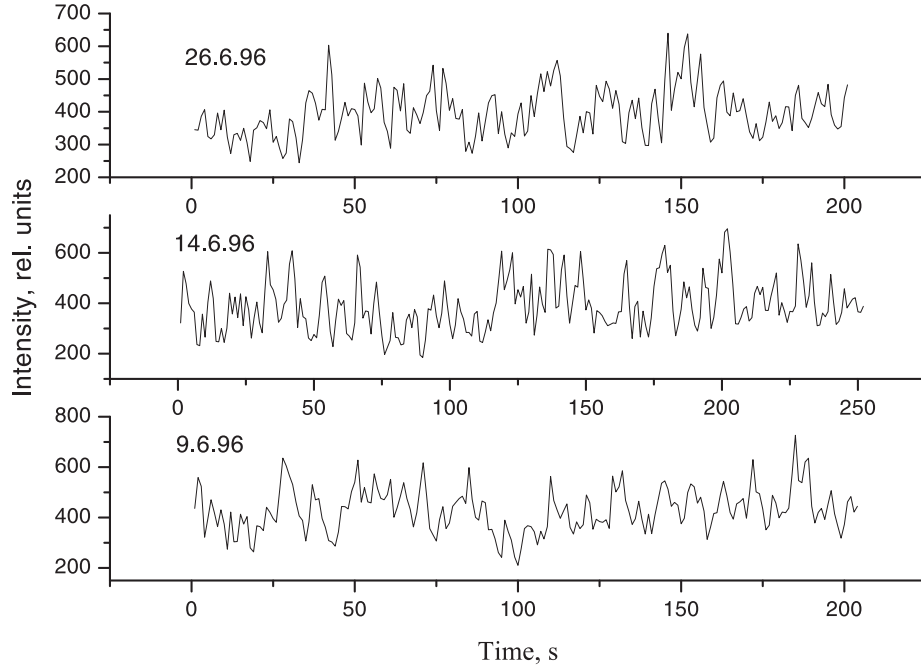
$$m_0^2 = \frac{\langle (I - \langle I \rangle)^2 \rangle}{\langle I_0 \rangle^2}. \quad (2)$$

Only the quantity  $m_0$  presents physical interest. In [6–9], it was proposed to overcome these difficulties associated with observations of scintillating radio sources using measurements of the asymmetry coefficient of the flux-fluctuation distribution:

$$\gamma = \frac{\langle (I - \langle I \rangle)^3 \rangle}{[\langle (I - \langle I \rangle)^2 \rangle]^{3/2}} = \frac{M_3}{M_2^{3/2}}. \quad (3)$$

Here,  $M_3$  and  $M_2$  are the third and second central moments of the flux-fluctuation distribution. Theoretical relations between  $\gamma$  and  $m_0$  are known for a number of cases. For example, in the case of weak scintillations of a point source in the Fraunhofer zone relative to the outer scale of the turbulence (i.e., the characteristic size of the large-scale inhomogeneities), the flux-fluctuation distribution follows a Rice–Nakagami law [10, 11], and the asymmetry coefficient is given by the relation

$$\gamma = \frac{3}{2}m_0. \quad (4)$$



**Figure 2.** Recording of interplanetary scintillations of 3C 147 at 110 MHz over three days of observations.

In the case of weak scintillations of a point source in the Fresnel zone relative to the inner turbulence scale (i.e., the characteristic size of small inhomogeneities), this distribution follows a logarithmic normal law [12], and

$$\gamma = 3m_0 \quad (5)$$

In the case of a power-law spectrum, a linear dependence between  $\gamma$  and  $m_0$  should be preserved:

$$\gamma = Am_0, \quad (6)$$

where the coefficient  $A$  depends on the form of the turbulence spectrum.

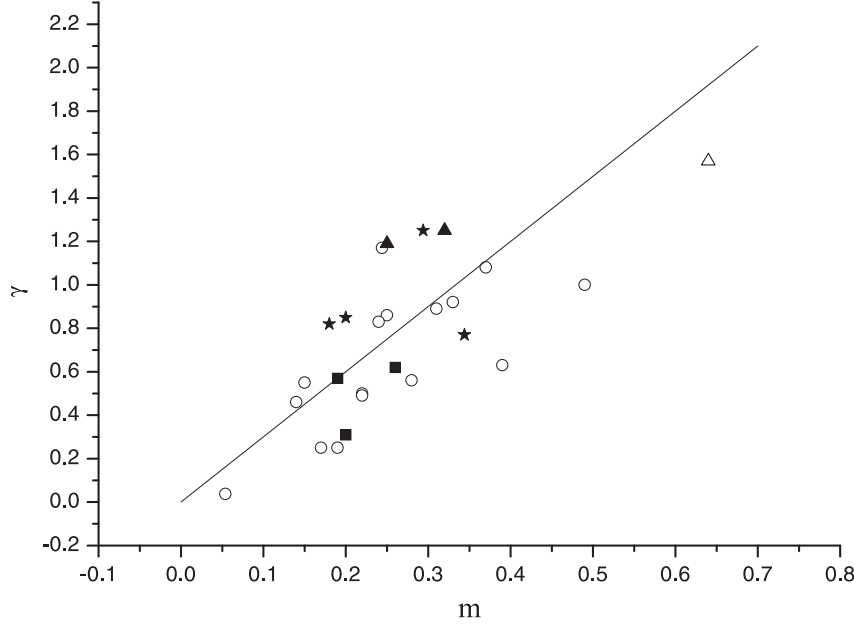
This suggestion is supported by the results of Hill et al. [13, 14], who carried out numerical computations of flux-fluctuation distribution functions and determined the second and third moments of the flux fluctuations for the case of inhomogeneities in the refraction index with a Kolmogorov spectrum and various inner turbulence scales. These computations yield for a purely power-law spectrum  $A = 2.78$ , and for a Kolmogorov spectrum with inner turbulence

scale  $l$  equal to the scale of the first Fresnel zone  $r_{\text{Fr}}$  ( $l/r_{\text{Fr}} = 1$ )  $A = 2.86$ . Thus, the coefficient  $A$  increases and approaches the value three as the inner scale for the turbulence spectrum increases. We can see that, in the case of a Kolmogorov spectrum,  $A$  is close to three, and we can use relation (5) to describe the relation between  $\gamma$  and  $m_0$ . The computations indicate that (5) is valid right to values of  $m_0$  approaching unity from the weak (unsaturated) scintillation regime.

We experimentally verified relation (6) using observations of refractive interstellar scintillations of pulsars at 610 MHz [15], observations of weak scintillations of the pulsar 1642–03 at 5 GHz [16], and observations of interplanetary scintillations of the radio sources 3C 48, 3C 119, and 3C 147 carried out at 110 MHz using the Large Phased Array of the Pushchino Radio Astronomy Observatory. In the first set of observations, the intrinsic variations of the pulsar intensities, with time scales of several seconds, and variations due to diffractive scintillations, with time scales of several minutes, were removed by averaging the intensity over time intervals of about one hour.

Examples of our recordings of the flux variations observed for 3C 48 and 3C 147 due to interplanetary scintillations are shown in Figs. 1 and 2. We used a receiver with a bandwidth of 600 kHz and a time constant of 0.5 s for these observations. The data were recorded on disk for subsequent reduction at a rate of 10 Hz. Figure 1 shows an original recording for 3C 48 together with its noise corridor (lower), as well as the same recording after filtering out the slow component due to the antenna beam (upper). Rapid fluctuations of the flux are associated with the passage of the radiation through the turbulent interplanetary plasma. Figure 2 shows the flux variations for 3C 147 observed over three days.

Examples of recordings of flux variations of pulsars due to refractive scintillations at 610 MHz are presented in [15]. The results of using these observations to determine the asymmetry coefficient and scintillation index are shown in Fig. 3. Refractive interstellar scintillations of a pulsar can be considered to be weak scintillations of a source whose angular size is comparable to the scattering angle  $\Theta_0$ , which is determined by scattering of the radiation on small-scale (diffractive) inhomogeneities. The effective size of the inhomogeneities responsible for the refractive scintillations is the radius of the scattering disk,  $L\theta_0$ , where  $L$  is the effective distance to the turbulent layer. This size is much larger than the first Fresnel zone  $r_{\text{Fr}}$ , so that, in this case, the asymmetry coefficient is described by relation (5). The scatter of the points corresponds to the real statistical errors of the measurements.



**Figure 3.** Dependence of the asymmetry coefficient  $\gamma$  on the scintillation index  $m$ . The circles show the data derived from refractive scintillations of pulsars, the hollow triangles data derived from variations of PSR 1642–03 at 5 GHz (weak scintillation). The stars, filled triangles and squares show the data derived from interplanetary scintillations of 3C 48, 3C 119, and 3C 147, respectively. The line corresponds to the theoretical relation  $\gamma = 3m_0$ .

The turbulence spectrum for the interplanetary plasma is a power-law over a wide range of scales, and the power-law index for the three-dimensional spatial spectrum is close to that for a Kolmogorov spectrum,  $n = 11/3$  [17].

In contrast to pulsars, which are point sources, the extragalactic objects we used in our analysis consist of a compact component (core) that scintillates on inhomogeneities in the interplanetary plasma and a large-scale halo that does not scintillate. Of course, extragalactic sources can have more complex, multi-component structures, but for our purposes it is only important that we divide the source into scintillating and non-scintillating components. To make the translation from  $m$  to  $m_0$ , we used ratios of the compact and extended fluxes presented in [18]:  $m/m_0 = 0.7$  for 3C 48 and  $m/m_0 = 0.5$  for 3C 119. We adopted the ratio  $m/m_0 = 1$  for 3C 147. Figure 3 presents the values of  $m_0$  that were used.

**Table 1.**

Источник	Частота наблюдений (ГГц)	$m$	$t_0$ (час)	$\gamma$	Ссылка
PKS 0404-385	8.64	0.08	0.41	+0.12	[19]
	4.8	0.11	0.55	+0.62	
	2.38	0.093	1.6		
	1.38	0.063	2.6		
B0917+624	15.0	0.01	3	-0.06	[3,20]
	8.3	0.02	2.4	+0.22	
	5.0	0.035	7.2	-0.10	
	2.7	0.06	20	+0.04	
PKS 1257-326	8.6	0.05	0.27	+0.18	[5]
	4.8	0.04	0.33	+0.31	
J1819+3845	8.5	0.22	0.5	+0.38	[22]
	4.8	0.29	0.53	+0.78	[2,21,22]
	2.2	0.24			[22]
	1.3	0.13	3.5		[22]

Figure 3 shows that the collected data obtained for various media and sources with various sizes are in good agreement with relation (5). The scatter of the points about the theoretical curve is only 30%, and is primarily determined by the statistical errors in  $\gamma$ . Thus,  $\gamma$  is a measurable quantity that can be used to test the hypothesis that interstellar scintillations are the origin of rapid variations of extragalactic radio sources.

### 3. ASYMMETRY COEFFICIENTS OF A NUMBER OF RAPIDLY VARIABLE EXTRAGALACTIC RADIO SOURCES

We used the observed flux variations of the well-known compact radio sources PKS 0405–385, B0917+624, PKS 1257–326, and J1819+3845 to determine the scintillation indices  $m$  and asymmetry coefficients  $\gamma$  for these observations. The resulting values of  $\gamma$  are listed in the table, which also gives the scintillation indices  $m$  and characteristic scintillation times  $t_0$ , with references. The uncertainties in  $m$  are 10%–20%. The characteristic scintillation time was defined as the radius of the autocorrelation function at the half-maximum level.

The dependence of the asymmetry index  $\gamma$  on the scintillation index  $m$  is shown in Fig. 4, where the data for B0917+624 are shown by the hollow circles, for PKS 1257–326 by the stars, for PKS 0404–385 by the filled circles, and for J1819+3845 by the filled squares. The uncertainties in  $\gamma$  associated with the averaging are roughly  $\delta\gamma \cong 0.2$ . We can see that the collected points show a well-defined linear relation between  $\gamma$  and  $m$ , which corresponds to the theoretical relation (5) with  $m = m_0$ ; i.e., the case when the flux of the scintillating component comprises a large fraction of the total flux of the source.

Before turning to a discussion of the data for each source, we will first present a number of expressions relating the parameters of the scintillations and those of the medium and source. Data for interstellar scintillations of pulsars and extragalactic sources shows that the scintillations are weak at centimeter wavelengths and, in the case of sources with small angular sizes, the main contribution to the scintillations is made by inhomogeneities with sizes comparable to the first Fresnel zone, and the spatial scale for the distribution of the scintillations is comparable to the Fresnel scale:

$$b \cong r_{\text{Fr}} = \left( \frac{k}{L} \right)^{-1/2}, \quad (7)$$

where  $L$  is the effective distance from the observer to the turbulent layer that is responsible for the scintillations,  $k = 2\pi/\lambda$ , and  $\lambda$  is the wavelength of the observations. If the medium is statistically uniformly distributed between the source and observer,  $L$  corresponds to the distance between the source and observer,  $R$ . If the turbulent medium is concentrated in a fairly narrow layer with thickness  $\Delta L \ll R$ , then  $L$  is the smaller of the distance from the observer to the layer or the distance from the layer to the source. Accordingly, the characteristic scintillation time will be

$$t = \frac{b}{V} = \frac{r_{\text{Fr}}}{V} = \left( \frac{L}{k} \right)^{1/2} / V, \quad (8)$$

where  $V$  is the velocity of the Earth relative to the interstellar medium.

The scintillation index for a point source should be

$$m_{0,0} = \left( \frac{f_{cr}}{f} \right)^\beta, \quad \beta = \frac{n+2}{4}. \quad (9)$$

Here,  $n$  is the power-law index of the turbulence spectrum (for a Kolmogorov spectrum,  $n = 11/3$  and  $\beta = 1.4$ ) and  $f_{cr} \approx 3$  GHz is the critical frequency for the transition from the weak to the strong scintillation regime [23].



Relations (8) and (9) determine the parameters of scintillations of a source with small angular size. If the angular size of the source  $\varphi_0$  is larger than the Fresnel angle,

$$\varphi_0 > 2\varphi_{\text{Fr}} = \frac{2}{kr_{\text{Fr}}} = \left(\frac{2}{kL}\right)^{1/2}, \quad (10)$$

the scintillation index in the weak-scintillation regime is given by the relation

$$m_0 \cong m_{0,0} \left(\frac{2\varphi_{\text{Fr}}}{\varphi_0}\right)^\alpha, \quad \alpha = \frac{6-n}{2} = \frac{7}{6}, \quad (11)$$

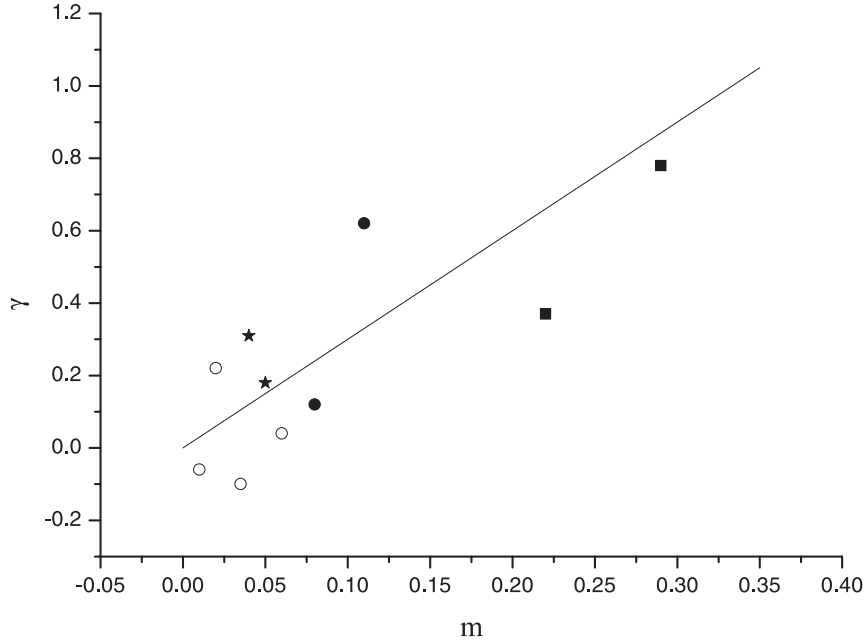
where  $m_{0,0}$  is given by (9) and the characteristic scintillation time is given by

$$t_0 \cong \frac{L\varphi_0}{2V}. \quad (12)$$

When estimating the influence of the angular size of the source on the scintillation parameters, we should bear in mind that the characteristic spatial and time scales for the scintillations are determined by the correlation radius, and correspond to the characteristic radius of inhomogeneities in the spatial distribution of the intensity fluctuations, while the angular size of the source is determined by the source brightness distribution. This is the reason for the additional factor of two in relations (10)–(12).

Our estimates of  $\varphi_{\text{Fr}}$  depend appreciably on the effective distance  $L$  to the turbulent layer. Observations show that, at sufficiently high Galactic latitudes, scintillations of radio sources are determined by two components of the interstellar medium. The first (component A) is localized between the spiral arms, and is fairly uniformly distributed in a thin layer with a thickness of about 1 kpc [24]. The second (component C) forms a layer of turbulent plasma with an enhanced level of electron-density fluctuations located at a distance of about 10 pc from the Sun [1, 2, 4]. The relative contributions of these components can vary with direction and angular size of the source. If the main contribution to the scintillations is made by the first component, then  $\varphi_{Fr,1} \cong 3.5 \mu\text{s}$  at 5 GHz if  $L = 1$  kpc. If the main contribution is made by the second component, then  $\varphi_{Fr,2} \cong 35 \mu\text{s}$  at 5 GHz if  $L = 10$  pc. For example, observations of scintillations of pulsars, whose angular sizes are much smaller than  $\varphi_{Fr,1}$ , show that the main effect is due to inhomogeneities of the first component of the interstellar medium. If the angular size of the source is much larger than  $\varphi_{Fr,1}$ , the main effect will be due to inhomogeneities of the second component of the interstellar medium. We discuss the data for each source in detail below.

**PKS 0405–385.** The observed flux variations can be understood as scintillations on inhomogeneities of the local interstellar medium; i.e., component C. The values  $m \cong 0.11$



**Figure 4.** Dependence of the asymmetry coefficient  $\gamma$  on the scintillation index  $m$  for variations of the extragalactic sources. Shown are the data for PKS 0405–385 (filled circles), B0917+624 (hollow circles), J1819+3845 (squares), and PKS 1257–326 (stars). The line corresponds to the theoretical relation  $\gamma = 3m_0$  [Eq. (5)].

and  $\gamma \cong 0.62$  at 4.8 GHz suggest that the scintillating core contains roughly 50% of the total flux. The scintillation index for the scintillating component is  $m_0 \cong \gamma/3 \cong 0.2$ , so that the scintillations are weak. The characteristic scintillation time  $t_0 \cong 30$  min at 4.8 GHz [19] corresponds to the size of the first Fresnel zone [Eq. (8)] for a distance  $L \cong 10$  pc and a velocity of the observer of  $V = 30$  km/s. The scintillation index decreases at 2.4 and 1.4 GHz, and the characteristic scintillation time grows rapidly with decreasing radio frequency. This dependence can be understood as being due to the increase in the apparent angular size of the source, which is roughly proportional to the square of the wavelength. In turn, the apparent angular size of the source could be the result of scattering on inhomogeneities of the interstellar plasma in a layer that is further from the observer. Studies of scattering of pulsars have shown that turbulent interstellar plasma with a characteristic thickness of about 1 kpc is observed in all directions from the Sun [24]. The characteristic scattering angle in the direction of PKS 0405–385 should be  $\theta_0 \cong 90 \mu\text{s}$  at 2.38 GHz.

**B0917+624.** A comparison of the values of  $m$  and  $\gamma$  at four frequencies indicates that the scintillating component comprises close to 100% of the total flux. The small value of the scintillation index is due not to the flux of the scintillating component comprising a small fraction of the total, but to the large angular size of the source. With increasing wavelength  $\lambda$ , we observe an approximately linear growth in the scintillation index,  $m \propto \lambda$ , and in the scintillation time,  $t_0 \propto \lambda$ . These dependences can be understood only if the angular size of the source appreciably influences the scintillation parameters, with the apparent angular size of the source being roughly proportional to the wavelength:  $\varphi_0 \propto \lambda$ . This dependence excludes the interstellar medium as the origin of the apparent angular size of the source, so that this must be the intrinsic angular size. Estimates of this size depend on the distance to the effective center of the turbulent layer. We used observations of scintillations of the pulsar B0809+74, which is located close to B0917+624 in the sky, to estimate the parameters of the turbulent medium. This pulsar is located 433 pc from the Sun and has a velocity  $V = 102$  km/s [25]. The scintillation parameters presented in [26] correspond to scintillation in a turbulent medium that is uniformly distributed between the source and observer. Using the scintillation parameters for B0809+74 obtained at 933 MHz,  $m = 0.8$  and  $t_0 = 2$  hr, together with Eqs. (11) and (12), and using the fact that the turbulence spectrum is Kolmogorov, we obtain  $m = 0.08$  and  $t_0 = 50$  min at 4.8 GHz. Taking into account the fact that the pulsar scintillations correspond to the case of a spherical wave, while the scintillations of the extragalactic source correspond to the case of a plane wave, and also the fact that the velocity of the observer is roughly a factor of three lower than the velocity of the pulsar, we find for a point-like extragalactic source  $m = 0.11$  and  $t_0 = 2.5$  hr. The inferred scintillation parameters of B0917+624 at 5 GHz correspond to those for an extragalactic radio source with an angular size of  $\varphi \cong 10 \mu\text{s}$  (roughly a factor of three larger than the size of the first Fresnel zone).

**PKS 1257–326.** The characteristic time scale for the flux fluctuations shows seasonal variations, providing a direct demonstration that they have an interstellar origin [19]. The observed fluctuations can be understood as scintillations in the local interstellar medium. The values  $m \cong 0.04$  and  $\gamma \cong 0.31$  at 4.8 GHz suggest that the scintillating core contains about 40% of the total flux. The scintillation index for the scintillating component is  $m_0 \cong \gamma/3 \cong 0.10$ , so that the scintillations are weak. The characteristic scintillation time  $t_0 \cong 20$  min [5], corresponds to the size of the first Fresnel zone for a distance of  $L \cong 5$  pc and a

velocity of the observer  $V = 30$  km/s. The values  $m \cong 0.05$  and  $\gamma \cong 0.18$  indicate that the scintillating component comprises 100% of the total flux at 8.6 GHz, with the scintillation index being half that for the scintillating component at 4.8 GHz. This corresponds to (11) within the errors in the measured parameters [according to (11), the decrease in the scintillation index should be a factor of 2.3].

**J1819+3845.** The characteristic time scale for the fluctuations shows seasonal variations, providing a direct demonstration that they have an interstellar origin [2]. The fluctuations can be understood as scintillations on inhomogeneities of the local interstellar medium (component C). The values  $m \cong 0.29$  and  $\gamma \cong 0.78$  at 4.8 GHz suggest that the scintillating core contains roughly 90% of the total flux. The scintillation index for the scintillating component is  $m_0 \cong \gamma/3 \cong 0.26$ , so that the scintillations are weak. The characteristic scintillation time,  $t_0 \cong 30$  min [2], corresponds to the size of the first Fresnel zone for a distance of  $L \cong 10$  pc and a velocity of the observer  $V = 30$  km/s. The values  $m \cong 0.22$  and  $\gamma \cong 0.38$  at 8.5 GHz can be understood as scintillations if the scintillating component contains about 60% of the total flux. The scintillation index begins to fall off at 2.2 and 1.3 GHz, and the characteristic scintillation time rapidly grows with decreasing frequency. As for PKS 0405–385, this dependence can be understood as a consequence of an increase in the angular size roughly in proportion to the square of the wavelength. The angular size is probably due to scattering on inhomogeneities in the interstellar plasma in a layer with a thickness of about 1 kpc. The characteristic scattering angle in this medium in the direction of J1819+3845 should be  $\theta_0 \cong 100 \mu\text{s}$  at 2.2 GHz.

#### 4. DISCUSSION

Thus, our test of the origin of flux variations of several rapidly variable extragalactic sources based on comparisons between the asymmetry coefficient  $\gamma$  and the values predicted by scintillation theory demonstrates that scintillation is the main mechanism giving rise to the flux variations at frequencies of 8.6 GHz and lower. Comparisons of the measured scintillation indices and asymmetry coefficients indicate that the scintillating components comprise from 50% to 100% of the total flux of the sources, so that the measured scintillation indices are close to those for a one-component compact source.

The scintillation parameters of the sources correspond to two types of media: medium I

has a characteristic thickness of about 1 kpc, while medium II has a characteristic thickness of about 10 pc. The quasar B0917+624 scintillates in medium I, and indeed, this medium is responsible for most of the scintillation and scattering of the radio emission of pulsars [23]. The angular size of the source grows linearly with growth in the wavelength.

The scintillations of the remaining three sources occur in medium II, which is closer to the observer and has a characteristic thickness of 10 pc. The parameters of this medium have been estimated in [1, 2, 4, 5]. At 5 GHz and higher, the sources have angular sizes comparable to or smaller than the first Fresnel zone,  $\varphi_0 \leq 40 \mu\text{s}$ . The scintillation index at nearby low frequencies decreases with increasing wavelength, while the characteristic scintillation time grows roughly in proportion to the square of the wavelength. This can be understood if radiation that has been scattered in medium I is then incident on medium II; the characteristic scattering angle should be comparable to the angular size of the first Fresnel zone (medium II) at 5 GHz. In this case, scintillation in medium I should be suppressed by the angular size of the source, which is a factor of five to ten larger than the angular size of the first Fresnel zone for medium I. Overall, a crude estimate of the intrinsic angular sizes of the sources at 5 GHz is  $10 \leq \varphi \leq 40 \mu\text{s}$ . More accurate estimates of these angular sizes require analysis of the temporal structure of the intensity fluctuations near time lags of 3–10 hr.

We have shown that analyzing the variations of the fluxes of rapidly variable extragalactic sources incorporating calculations of the asymmetry coefficient provides an effective method for testing the nature of this variability and estimating the angular sizes of the sources. The variability in the four sources we have studied here can be explained as scintillations occurring in two media: a more extended medium with a thickness of about 1 kpc and the local interstellar medium near the Sun with a thickness of  $\sim 10$  pc. The scintillations occurring in the extended medium are relatively slow (with characteristic time scales of roughly several hours), and can be used to estimate the angular sizes of the sources with resolutions of about  $3 \mu\text{s}$ . The scintillations occurring in the local interstellar medium are more rapid (with characteristic time scales of fractions of an hour), and can be used to estimate the angular sizes of sources with the poorer resolution of about  $30 \mu\text{s}$ .

## 5. ACKNOWLEDGEMENTS

This work was supported by the Russian Foundation for Basic Research (project codes 03-02-16509 and 03-02-16522), the INTAS Foundation (grant 00-849), the National Science Foundation (grant AST 0098685), the Federal Science and Technology Program in Astronomy, and the program of the Physical Sciences Branch of the Russian Academy of Sciences “Extended Objects in the Universe.”

- 
1. D. L. Jauncey, L. Kedziora-Chudczer, J. E. J. Lovell, *et al.*, *Astrophys. Space Sci.* **278**, 93 (2001).
  2. J. Dennett-Thorpe and A. G. de Bruyn, *Astrophys. Space Sci.* **278**, 101 (2001).
  3. S. J. Qian, A. Kraus, T. P. Krichbaum, *et al.*, *Astrophys. Space Sci.* **278**, 119 (2001).
  4. B. J. Rickett, *Astrophys. Space Sci.* **278**, 129 (2001).
  5. H. E. Bignall, D. L. Jauncey, J. E. J. Lovell, *et al.*, *Astrophys. J.* **585**, 585 (2003).
  6. G. Bourgois, *Astron. Astrophys.* **21**, 33 (1972).
  7. G. Bourgois and G. Cheynet, *Astron. Astrophys.* **21**, 26 (1972).
  8. J. W. Armstrong, W. A. Coles, and B. J. Rickett, *J. Geophys. Res.* **77**, 2739 (1972)
  9. V. I. Shishov, A. V. Pynzar', *Izv. Vyssh. Uchebn. Zaved., Radiofiz.*, (1975)
  10. M. Nakagami, *Statistical Methods in Radio Wave Propagation*. Ed. by W. C. Hoffman (New York: Pergamon, 1960), p. 3.
  11. R. P. Mercier, *Proc. Cambridge Philos. Soc.* **58**, 382 (1962).
  12. V. I. Tatarski, *Rasprostranenie voln v turbulentnoi atmosfere* (Nauka, Moscow, 1967); *The Effects of the Turbulent Atmosphere on Wave Propagation* (Israel Program for Scientific Translations, Jerusalem, 1971).
  13. R. J. Hill, R. G. Frehlich, and W. D. Otto, NOAA Tech. Memo. ETL-274 (NOAA Environmental Research Laboratories, Boulder, 1996).
  14. R. J. Hill and R. G. Frehlich, *J. Opt. Soc. Amer. A* **14**, 1530 (1997).
  15. D. R. Stinebring, T. V. Smirnova, T. H. Hankins, *et al.*, *Astrophys. J.* **539**, 300 (2000).
  16. T. V. Smirnova, V. I. Shishov, W. Sieber, *et al.*, *Astron. Astrophys.* (in press).
  17. C.-Y. Tu and E. Marsh, *Space Sci. Rev.* **73**, 1 (1995).

18. S. A. Tyul'bashev and P. A. Chernikov, *Astron. Astrophys.* **373**, 381 (2001).
19. B. J. Rickett, L. Kedziora-Chudczer, and D. L. Jauncey, *Astrophys. J.* **581**, 103 (2002).
20. A. Quirrenbach, A. Kraus, A. Witzel, *et al.*, *Astron. Astrophys. Suppl. Ser.* **141**, 221 (2000).
21. A. G. de Bruyn and J. Dennett-Thorpe, *Astrophys. Space Sci.* **278**, 139 (2001)
22. J. Dennett-Thorpe and A. G. de Bruyn, *Astrophys. J. (Letters)* **529**, L65 (2000).
23. T. V. Smirnova and V. I. Shishov, *Astron. Zh.* **77**, 483 (2000) [*Astron. Rep.* **44**, 421 (2000)].
24. A. V. Pynzar' and V. I. Shishov, *Astron. Zh.* **74**, 663 (1997) [*Astron. Rep.* **41**, 586 (1997)].
25. W. F. Briskin, J. M. Benson, W. M. Cross, and S. E. Torsett, *Astrophys. J.* **571**, 906 (2002).
26. B. J. Rickett, Wm.A. Coles, and J. Markkanen, *Astrophys. J.* **533**, 304 (2000).