

Energy release associated with a first-order phase transition in a rotating neutron star core

J. L. Zdunik¹, M. Bejger^{1,2}, P. Haensel¹, and E.ourgoulhon²

¹ N. Copernicus Astronomical Center, Polish Academy of Sciences, Bartycka 18, PL-00-716 Warszawa, Poland

² LUTH, UMR 8102 du CNRS, Observatoire de Paris, F-92195 Meudon Cedex, France
jlz@camk.edu.pl, bejger@camk.edu.pl, haensel@camk.edu.pl, Eric.Gourgoulhon@obspm.fr

Received xxx Accepted xxx

ABSTRACT

Aims. We calculate energy release associated with a first order phase transition at the center of a rotating neutron star. This quantity is equal to the difference in mass-energies between the initial normal phase configuration and the final configuration containing a superdense matter core, with total baryon number and angular momentum kept constant.

Methods. The calculations of the energy release are based on precise numerical 2-D calculations, in which both the polytropic equations of state (EOS) as well as realistic EOS of the normal phase are used. Presented results are obtained for a broad range of metastability of initial configuration and size of the new superdense phase core in the final configuration. When the equatorial radius of the dense core of the superdense phase is much smaller than the stellar equatorial radius analytical expressions for the energy release are obtained.

Results. For a fixed “overpressure”, $\delta\bar{P}$, defined as the relative excess of central pressure of collapsing metastable star over the pressure of equilibrium first-order phase transition, the energy release ΔE remarkably does not depend on the stellar angular momentum and coincides with that for nonrotating stars with the same $\delta\bar{P}$. The energy release is proportional to $(\delta\bar{P})^{2.5}$ for small $\delta\bar{P}$, when sufficiently precise brute force 2-D numerical calculations are out of question. At higher $\delta\bar{P}$, results of 1-D calculations of $\Delta E(\delta\bar{P})$ for non-rotating stars are shown to reproduce, with very high precision, the exact 2-D results for rotating stars.

Key words. dense matter – equation of state – stars: neutron – stars: rotation

1. Introduction

One of the intriguing predictions of some theories of dense matter in neutron-star cores is a phase transition into an “exotic” (i.e., not observed in laboratory) state. Theoretical predictions include boson condensation of pions and kaons, and deconfinement of quarks (see, e.g., Glendenning 2000, Weber 1999).

As far as the structure and dynamics of neutron stars is concerned, most important are the consequences of the first-order phase transitions accompanied by discontinuities in the thermodynamic potential densities. In the simplest case, one considers states consisting of one pure phase. Because of high degeneracy of matter constituents, effects of temperature are neglected. In thermodynamic equilibrium, phase transition occurs then at a well defined pressure P_0 , and is accompanied by a density jump at the phase interface.

A first-order phase transition allows for a metastability of the pure “normal” (lower density) phase at $P >$

P_0 . Consequently, a metastable core could form during neutron-star evolution in which central pressure increases, due to accretion or spin-down. Then, nucleation of the exotic (higher density) phase implies formation of a core of the exotic phase and is accompanied by a core-quake and energy release. A theory which enables one to calculate the changes in stellar parameters implied by a first-order phase transition in a *non-rotating* neutron star was developed by Haensel et al. 1986 and Zdunik et al. 1987 (an earlier Newtonian theory was presented by Schaeffer et al. 1983). The energy released in a corequake was shown to depend strongly on the size of the dense phase core, the leading term being proportional to the fifth power of this core radius.

In the present paper we calculate the energy release due to a phase transition in a *rotating* neutron star. Our theory is based on the 2-D simulations and is much closer to reality than the 1-D theory developed in (Haensel et al. 1986, Zdunik et al. 1987). In real world, evolutionary processes which lead to the increase of the central density in neutron star (accretion, slowing-down), as well as the

Send offprint requests to: J.L. Zdunik

collapse itself, all take place in a rotating star. Of course, the 2-D calculations are incomparably more difficult than the 1-D ones. However, as we show in the present paper, when suitably parametrized, the energy released during a corequake essentially depends only on the excess of the central pressure of the metastable configuration over P_0 , being to a good approximation independent of the angular momentum of collapsing star.

The paper is organized in the following way. In Sect. 2 we introduce notations and describe general properties of the first-order phase transitions in stellar core with particular emphasis on the metastability and instability of neutron star cores. Analytic considerations, concerning the response of a star to a first-order phase transition at its center, and in particular, the calculation, within the linear response approximation, of the energy release associated with such a transition, are presented in Sect. 4. Analytic models of the EOSs with first-order phase transitions, allowing for very precise 2-D calculations, are considered in Sect. 3.1, where we derive generic properties of the energy release due to a first order phase transition at the center of a rotating star. In Sect. 3.2 we present our results obtained for a realistic EOS of normal phase, and we confirm remarkable properties of the energy-overpressure relation, obtained in the previous section. In Sect. 5 we present practical formulae suitable for the calculation of energy release associated with a first order phase transition at the center of a rotating neutron star. Finally, Sect. 6 contains discussion of our results and several examples of application of our formula for the energy release.

2. EOS with a first order phase transition

Let us consider a general case of a first-order phase transition between the N (normal) and S (superdense) phases of dense matter. At densities under consideration, all constituents of matter are strongly degenerate, and temperature dependence of pressure and energy density can be neglected. At a given baryon density, n_b , energy density of the N-phase of matter (including rest energies of particles which are matter constituents) is $\mathcal{E}_N(n_b)$ and pressure $P_N(n_b)$. The baryon chemical potential = enthalpy per baryon in the N phase, is $\mu_N = (P_N + \mathcal{E}_N)/n_b$. Similarly, one can calculate thermodynamic quantities for the S-phase.

A proper thermodynamic variable, continuous and monotonous in the stellar interior, is the local pressure P . Equilibrium state of the matter at a given P is realized at minimum of enthalpy per baryon. For $P < P_0$, this minimum is realized by the N phase, and for $P > P_0$ - by the S one. The value of P_0 is obtained from the crossing condition $\mu_N(P) = \mu_S(P)$, which yields also the values of the matter densities, ρ_N and ρ_S , and the corresponding baryon densities, n_N and n_S , at the N-S phase coexistence interface. These parameters are obtained assuming thermodynamic equilibrium. A schematic plot of EOS of matter with a first order phase transition N-S, in the vicinity of the phase transition point, is plotted in Fig. 1.

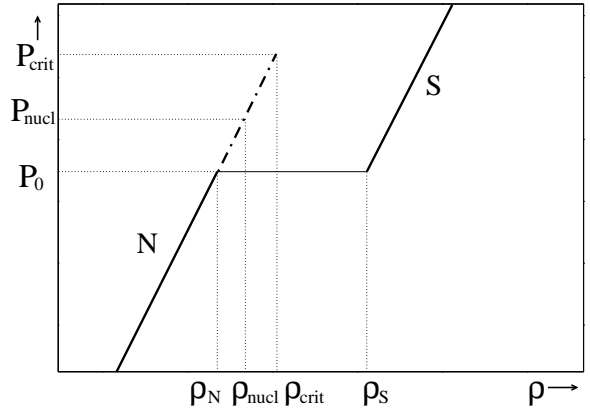


Fig. 1. A schematic representation, in the $\rho - P$ plane, of an EOS with a first order phase transition. Solid segments: stable N and S phase (in thermodynamic equilibrium). Dash-dot segment: metastable N phase. The S phase nucleates at P_{nucl} , which depends on the temperature and the compression rate. At P_{crit} nucleation of the S phase is instantaneous, because the energy barrier, separating the N phase from the S phase, vanishes.

Solid segment of the N-phase curve, in Fig. 1, corresponds to stable N-phase state. For pressure above P_0 , the N phase becomes metastable with respect to the conversion into the S phase. The S phase can appear through the nucleation process - a spontaneous formation of the S-phase droplets. However, an energy barrier resulting from the surface tension at the N-S interface delays the nucleation for a time identified with a lifetime of the metastable state τ_{nucl} . The value of τ_{nucl} decreases sharply with $P > P_0$, and drops to zero at some P_{crit} , where the energy barrier separating the S-state from the N-state vanishes. For $P > P_{\text{crit}}$ the N phase is simply unstable and converts with no delay into the S phase.

Consider a neutron star built of matter in the N phase. Its central pressure P_c increases during spin-down or accretion. A quasistatic compression of the N-phase core moves matter into a metastable state with $P > P_0$. A metastable core of the N phase is bounded by a surface with $P = P_0$. As soon as the central compression timescale metastable core $\tau_{\text{comp}} = P_c/\dot{P}_c$ becomes equal τ_{nucl} , droplets of the S phase appear at the star center. This happens at central pressure $P = P_{\text{nucl}} < P_{\text{crit}}$. The S-phase droplets introduce the pressure deficit, destabilize the metastable core and consequently - the whole star. The S-phase core grows, and the process of the N \rightarrow S phase transition proceeds until the final hydrostatic equilibrium state is reached. In the final state, a central core of the S-phase is bounded by an N-S coexistence surface, of constant pressure P_0 , on which matter density suffers a jump from ρ_N on the outer N-phase side to ρ_S on the inner S-phase side.

In the present paper we restrict ourselves to the case of the density jump satisfying $\rho_S < \frac{3}{2}(\rho_N + P_0/c^2)$. Therefore, stellar configurations with a core of the S phase of arbitrar-

ily small radius are stable (Seidov 1971, see also Kaempfer 1981 and Zdunik et al. 1987). The case of a strong first order phase transition with $\rho_S > \frac{3}{2}(\rho_N + P_0/c^2)$, when configurations with a small S phase core are unstable and collapse into those with a large S phase core, will be presented in a separate paper.

A metastable stellar state of the N phase can be described by central *overcompression* - fractional excess of density relative to ρ_N ,

$$\delta\bar{\rho} \equiv \frac{\rho_c - \rho_N}{\rho_N}. \quad (1)$$

Equivalently, we define a dimensionless central *overpressure*,

$$\delta\bar{P} \equiv \frac{P_c - P_0}{P_0}. \quad (2)$$

Let us now consider the timescales and their interplay. First, there is a *microscopic* nucleation timescale $\tau_{\text{nucl}}(\delta\bar{P})$. The time dependence $\delta\bar{P}(t)$ results from a *global* evolution of neutron star and depends on the astrophysical scenario of central compression; it will be characterized by $\tau_{\text{comp}} = P_0/\dot{P}_c = 1/\delta\bar{P}$. The time needed to compress matter in the center of the star from P_0 to P_c is, in linear approximation, equal to $\tau_{\text{comp}} \cdot \delta\bar{P}$. During this time the system remains in a metastable state. In contrast, the functional dependence $\tau_{\text{nucl}}(\delta\bar{P})$ is given by the *local* dense matter microphysics and is a very sensitive function of P , being very large for P close to P_0 and dropping down abruptly above some pressure (see for example Iida & Sato 1997). As a result, the condition for the time $t = t_{\text{quake}}$ at which the metastable stellar configuration collapses can be estimated by solving the equation:

$$\tau_{\text{nucl}}[\delta\bar{P}(t)] = q \cdot \tau_{\text{comp}} \cdot \delta\bar{P}. \quad (3)$$

where a small dimensionless coefficient q reflects the very steep character of the function $\tau_{\text{nucl}}(\delta\bar{P})$ and is of the order $10^{-2} - 10^{-3}$ (details will be presented in our forthcoming paper).

3. Calculation of the energy release

We restrict ourselves to axially symmetric, rigidly rotating neutron stars in hydrostatic equilibrium. In what follows by “radius” we mean a circumferential radius in an equatorial plane.

We assume that at a central pressure $P_c = P_{\text{nucl}}$ the nucleation of the S phase in an overcompressed core, of radius r_N , of configuration \mathcal{C} , initiates the phase transition and formation of S-phase core of radius r_S in a new configuration \mathcal{C}^* , as presented on Fig. 2. Transition to an S phase at the core boundary, occurring at r_S , is associated with a density jump characterized by $\lambda_\rho = \rho_S/\rho_N$. Because we are interested in relatively small S-phase cores, we will approximate its EOS by a polytrope with the exponent γ_S , equal to the adiabatic index of the S phase at $\rho = \rho_S$. Of course, in reality the adiabatic index of the S phase

does depend on the density. However, for small cores the polytropic EOS is an excellent approximation, and in the limit when only leading terms in the r_S -expansion are kept this approximation becomes exact (Bejger et al. 2005).

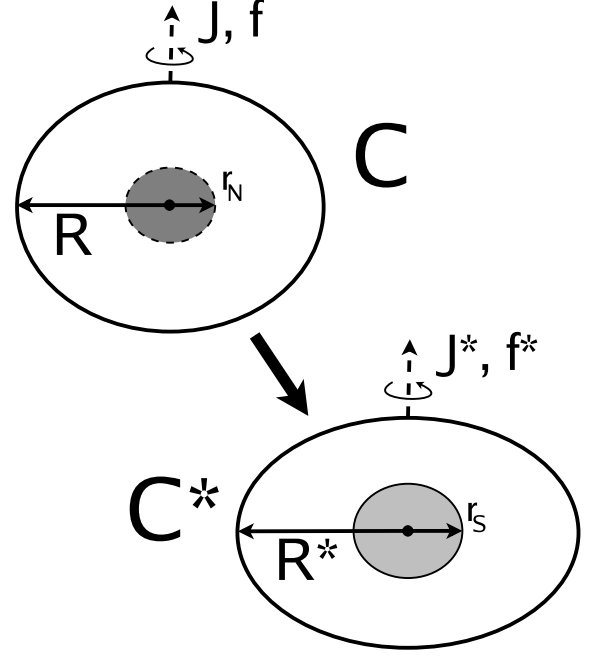


Fig. 2. Transition from a one-phase configuration \mathcal{C} with a meta-stable core of radius r_N to a two-phase configuration \mathcal{C}^* with S-phase core with a radius r_S . By “radius” we mean an equatorial circumferential radius. These two configurations have the same baryon number $A = A^*$ and total angular momentum $J = J^*$.

Having a pair of EOSs, one with and one without a softening by phase transition, the next step is to compare the hydrostatic equilibria of neutron stars corresponding to each of these EOSs. The models which we calculate are rigidly rotating, axisymmetric solutions of Einstein’s equations. The numerical computations have been performed by means of a code built on the Lorene library (<http://www.lorene.obspm.fr>), with the accuracy of 10^{-6} or better measured using general relativistic virial theorems. The neutron-star models can be labeled by the central density ρ_c and rotational frequency $f = \Omega/2\pi$. These parameters are natural from the point of view of numerical calculations (ρ_c and f are input parameters in the numerical code). But we can imagine another parametrization, more useful for other purposes. For example, to study the stability of rotating stars, the better choice is central density, ρ_c , and total angular momentum of the star, J .

Below ρ_N , the EOS for two cases (with and without phase transition) is the same. For the problem of non-rotating stars, considered two decades ago papers (Haensel et al. 1986, Zdunik et al. 1987), the configuration with $\rho_c = \rho_N$ was denoted by \mathcal{C}_0 , and treated as a “reference configuration”. Configurations \mathcal{C}_0 , \mathcal{C} , and \mathcal{C}^* are depicted

in the $A - P_c$ plane in Fig. 3. The radius, gravitational mass, and the total baryon number of \mathcal{C}_0 will be denoted by R_0 , M_0 , and A_0 . For rotating stars we do not have one "reference configuration" but a set of "reference configurations" which depend on rotation rate $\{\mathcal{C}_0(f)\}$ or total angular momentum $\{\mathcal{C}_0(J)\}$ of initial metastable configuration. As it has been discussed in Sect. 2, there exists also a set of configurations resulting from the existence of metastability of the matter in N phase. The maximum central pressure which can be reached in the N-phase star is defined by the value $P_c = P_{\text{nucl}}$. For $P_c > P_{\text{nucl}}$, the phase transition in the center of the star takes place on a timescale much shorter than time of the stellar evolution (accretion or spin down). Thus the "critical line" defined by the condition $P_c = P_{\text{nucl}}$ corresponds to the configurations for which nucleation in the center triggers a collapse of the whole star and a corequake. From the astrophysical point of view, the phase transition in the center followed by a corequake takes place at a point of a "critical line". Consequently, "normalization" of results with respect to parameters of "reference configuration" is more complicated than in the case of non-rotating stars. There are many possibilities to define "reference configuration" for a star with metastable core ($P_c > P_N$), rotating with frequency f and possessing a total angular momentum J and total baryon number A . Such a "reference configuration" should be defined as the configuration with the central pressure equal to P_0 , as shown in Fig. 3. However, we can choose either a reference configuration star with the same J or the same f as that of collapsing metastable configuration \mathcal{C} . In fact, to reach the metastable configuration with $P_c > P_0$, we have to cross the "reference line" at the point defined by the evolutionary process leading to the instability. Properties of "critical line" and "reference line" in the space of rotating configurations of slowing down or accreting neutron stars will be analyzed in more detail in our forthcoming paper.

We additionally assume, that transition of the star from a one-phase configuration to the configuration with a small dense core built of S phase, takes place at fixed baryon number A (no matter ejection) and fixed total angular momentum of the star J (radiation loss of J neglected).

The energy release during transition $\mathcal{C}(A, f) \rightarrow \mathcal{C}^*(A, f^*)$ is calculated from the change of the stellar mass-energy during this process,

$$\Delta E = [M(\mathcal{C}) - M(\mathcal{C}^*)]_{A,J} c^2 \quad (4)$$

3.1. Energy release for polytropic EOSs

In the present section we intend to simplify the analysis, removing problems connected with numerical precision. To this aim, we will use the polytropic EOSs for the N and S phases. The polytropic EOSs not only guarantee high precision of numerical calculation, but also open a possibility of the exploration of wide region of the parameter space. Description of the polytropic EOSs and their

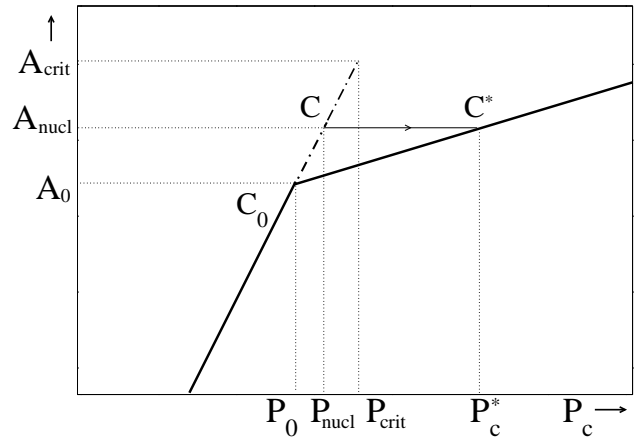


Fig. 3. Total baryon number A of hydrostatic stellar configuration, versus central pressure P_c , at fixed stellar angular momentum J , for the EOS, depicted in Fig. 1. Solid line denotes stable, dash-dot line - the states which are meta-stable with respect to the $N \rightarrow S$ transition. For a central pressure P_{nucl} the S-phase nucleates in the super-compressed core of configuration \mathcal{C} , and this results in a transition $\mathcal{C} \rightarrow \mathcal{C}^*$ into a stable configuration with a S-phase core and central pressure P_c^* . Both configurations \mathcal{C} and \mathcal{C}^* have the same baryon number A .

application to relativistic stars with phase transitions was presented in detail in our previous publications in this series (Bejger et al. 2005, Zdunik et al. 2006).

In Fig. 4 we presented the energy release as a function of $\bar{\tau}_s = r_s/R(\mathcal{C})$, for several values of the angular momentum of the metastable configurations $\mathcal{C}(J)$. The reference configuration is \mathcal{C} - the initial configuration of the corequake with metastable core in the center and central pressure $P_c = P_{\text{nucl}}$. As we see in Fig. 4, the energy release corresponding to a given value of $\bar{\tau}_s$ depends rather strongly on the rotation rate (here presented for the fixed values of total angular momentum).

In Fig. 5 we presented the energy release as a function of the overpressure of the metastable N phase in the center of the metastable star $\mathcal{C}(A, J)$, $\delta\bar{P} = P_{\text{nucl}}/P_0 - 1$, for several values of J . As we already stressed, the value of P_{nucl} (or $\delta\bar{P}$) can be determined from microscopic considerations, combined with physical conditions prevailing at the star center as well as with their time evolution rate. Having determined P_{nucl} , we can determine the energy release, ΔE , due to the corequake $\mathcal{C}(A, J) \rightarrow \mathcal{C}^*(A, J)$, where the metastable one-phase configuration, and the final two-phase configuration, have the same values of the baryon number A and total angular momentum J , which are conserved during the transition.

As we see in Fig. 5, the energy release in a (mini)collapse of rotating star is independent of rotation rate of collapsing configuration, and depends exclusively on the degree of metastability of the N phase at the stellar center (departure of matter from chemical equilibrium), measured by the overpressure $\delta\bar{P}$. In particular, to calculate the energy release associated with a corequake of a

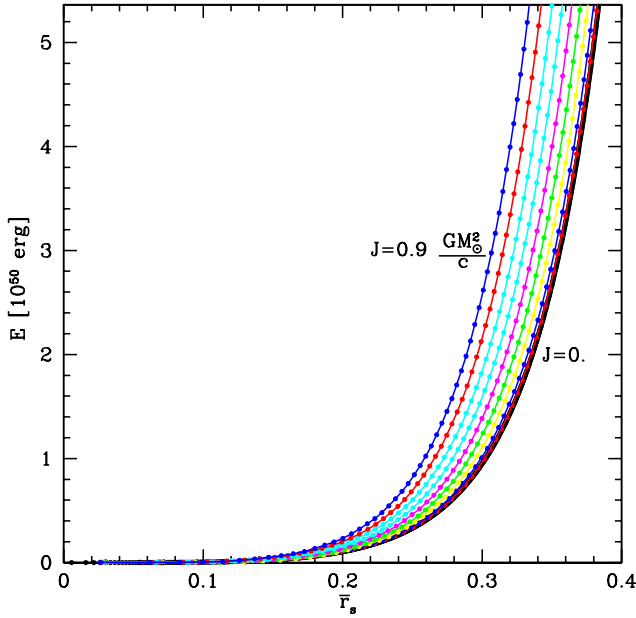


Fig. 4. The energy release due to the corequake of rotating neutron star as a function of the dimensionless equatorial radius of the new phase core, \bar{r}_s . Different curves correspond to the different values of total angular momentum of rotating star, fixed along each curve, $J = (0, 0.1, \dots, 0.9) \times GM_\odot^2/c$, from the bottom curve to the top curve.

rotating neutron star, it is sufficient to know the value of ΔE for a non-rotating star of the same central overpressure, which can be deduced from expressions derived in Zdunik et al. (1987).

It should be stressed that the configurations $\mathcal{C}(A, J)$ and $\mathcal{C}^*(A, J)$, considered in this section, are really fast rotating ones, not so far from the Keplerian limit. This is visualized in Fig. 6, where we plotted the oblateness of the star and the kinetic to potential energy ratio. And still, in spite of fast rotation and large oblateness, the energy release is the same as in a non-rotating star of the same initial central overpressure.

3.2. Energy release for realistic EOS

In the present section we consider realistic EOS of the N phase. In order to explore how a realistic rotating neutron star will respond to the appearance of a core of S phase core, we used a recent SLy EOS of Douchin & Haensel (2001). The SLy EOS describes in unified way (i.e., starting from a single effective nuclear Hamiltonian) both the crust and the core of neutron star. In its original version, the SLy EOS assumes that neutron star core is composed of neutrons, protons, electrons and muons. We introduced a softening by a first order phase transition at n_N , as shown in Fig. 7.

We considered two EOSs of the S phase. Both were of polytropic form $P(n_b) = K_s n_b^{\gamma_s}$, with $\gamma_s = 2.5$ and

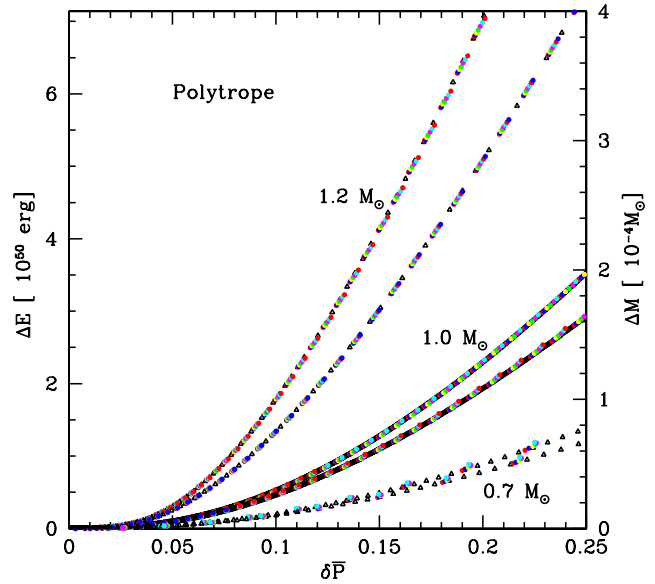


Fig. 5. (Color online) The energy release due to the mini-collapse of rotating neutron star as a function of the overpressure $\delta\bar{P}$ of the N phase of the matter in the center of the star, for the polytropic EOS ($\gamma = 2$) with first order phase transition located at three different points (pressures P_0) for which the mass of the reference non-rotating configuration is equal to 0.7, 1.0, $1.2M_\odot$. For each value of P_0 two models of S phase EOS are considered (one of examples of the EOS depicted in Fig. 7). They correspond to the S phase described by the polytropes with $\gamma_s = 2.5$ (upper curve) and $\gamma_s = 3$ (lower curve). The points of different color correspond to the different values of total angular momentum of rotating star, $J = (0, 0.1, \dots, 0.9) \times GM_\odot^2/c$. For a given EOS, results for all rotating configurations can be very well approximated by a single curve, independent of J .

$\gamma_s = 3$, respectively. We assume the values of n_N and $n_s = \lambda_n n_N$. The values of n_N and λ_n determine then P_0 . Equality of baryon chemical potentials at $P = P_0$ fixes the other constant of the S-phase EOS, which is the value of energy per baryon (including rest energy) at zero pressure. In this way, the values of n_N and λ_n , together with γ_s , fully determine the EOS of the S phase.

In Fig. 8 we show the energy release due to the $\mathcal{C}(A, J) \rightarrow \mathcal{C}^*(A, J)$ transition, versus overpressure, for two selected values of γ_s . The values obtained for different values of J are marked with different color and symbols, and can be distinguished on the electronic versions of this paper. However, as in the case of the polytropic models of the N phase, all color points lie along the same line. For a given overpressure $\delta\bar{P}$, the energy release does not depend on J of collapsing metastable configuration, confirming in this way results obtained for the polytropic EOSs. This property is fulfilled astonishingly well for a broad range of of stellar angular momentum, $J = (0.1, \dots, 0.7) \times GM_\odot^2/c$.

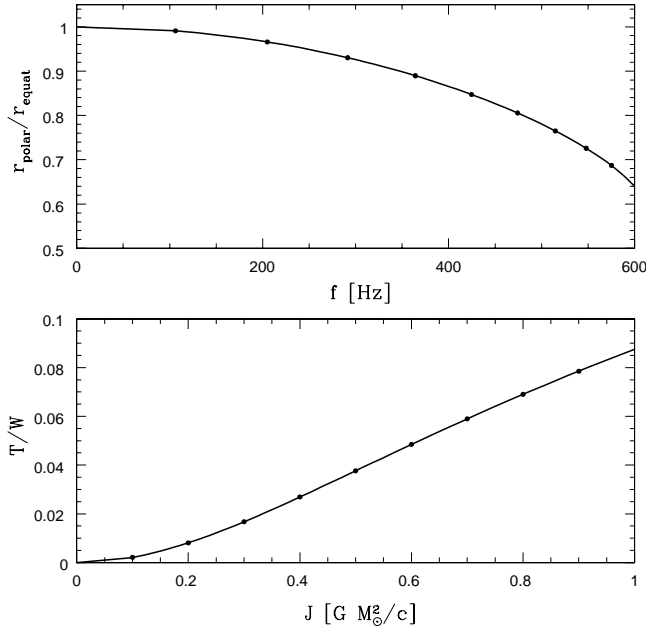


Fig. 6. Top panel: the ratio of polar radial coordinate to the equatorial radial coordinate radius versus frequency of rotation. Bottom panel: the ratio of the kinetic energy, T and the absolute value of the potential energy, W versus stellar angular momentum. Calculations performed for stellar configurations consisting of the N phase of dense matter, described by the polytropic EOS. Large dots correspond to the values of the total stellar angular momentum, $J = (0.1, \dots, 0.9) \times GM_{\odot}^2/c$, which were used in Figs. 4, 5.

Our numerical results for different equations of state and models of a phase transitions presented in Figs 5, 8 show that the energy release associated with a phase transition in the core remarkably does not depend on the stellar rotation rate for a fixed overpressure at which the phase transition takes place. To estimate the ‘accuracy’ of this conclusion we can calculate the departures of the energy release for the rotating stars from the curve determined for nonrotating configurations. The relative differences are of the order of 1-2% for $\delta\bar{P} > 0.1$ (except for the smallest masses in Figs 5, 8 ($M = 0.7M_{\odot}$ and $M = 1M_{\odot}$ respectively) where they can be as large as 5%). For smaller $\delta\bar{P} > 0.1$ the relative differences are larger because the absolute value of ΔE is very small and the differences are comparable to the numerical accuracy.

4. Calculation of the energy release using linear response theory

Below ρ_N , the EOS for two cases (with and without phase transition) is the same. The ambiguity of definition of C_0 for rotating stars was discussed in Sect. 3. We can choose a reference configuration star with the same J or the same f as that of collapsing metastable one. In fact, to reach the metastable configuration with $P_c > P_N$, we have to

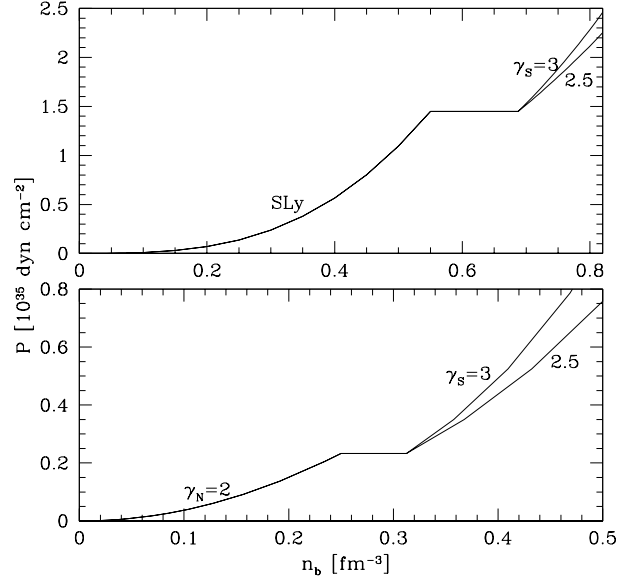


Fig. 7. The EOSs with first order phase transitions, used in the present paper. Upper panel: the SLy EOS for the N phase, with a phase transition to the dense S phase. We assume $n_N = 0.54 \text{ fm}^{-3}$ and $\lambda_n = n_s/n_N = 1.25$, which results in $\lambda_\rho = \rho_s/\rho_N = 1.28987$. For the further description of the EOS, see the text. Lower panel: polytropic models of the EOS with a first order phase transition. We assume $n_N = 0.25 \text{ fm}^{-3}$ and $\lambda_n = n_s/n_N = 1.25$, which results in $\lambda_\rho = \rho_s/\rho_N = 1.2647$. For the further description of these EOSs, see the text.

cross the “reference line” at the point defined by the evolutionary process leading to the instability.

We assume, that transition of the star from a one-phase configuration to the configuration with a small dense core built of S phase, takes place at fixed baryon number A (no matter ejection) and fixed total angular momentum of the star J (radiation loss of J neglected). Thus for a fixed baryon number A and fixed J , we will calculate the mass-energy difference between C and C^* .

We assume that the mass of the S-phase core is much smaller than the total stellar mass. Therefore, from now on we will be able to restrict ourselves to a linear response of neutron star to the appearance of the new dense S-phase core. The calculation is based on expressing the change in the density profile, due to the presence to a small core, as the combination of two independent solutions of the linearly perturbed equations of stellar structure (Haensel et al. 1986, Zdunik et al. 1987). The presence of a denser phase in the core changes the boundary condition at the phase transition pressure P_0 and allows us to determine the numerical coefficients in the expression for the density profile change. The leading term in the perturbation of the boundary condition at the edge of the new phase results from the mass excess due to the higher density of the new S phase as compared to the N one in the supercompressed core.

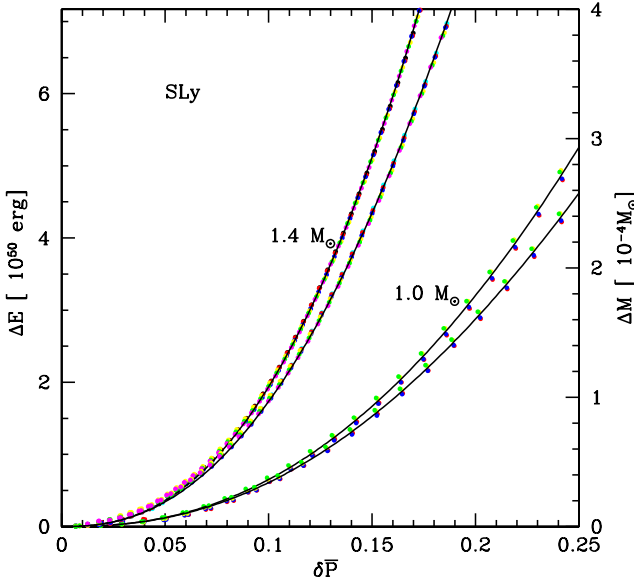


Fig. 8. (Color online) The energy release due to the mini-collapse of rotating neutron star as a function of the metastability of the normal phase of the matter in the center of the star for the SLy EOS with first order phase transition located at two different points (pressures P_0) for which the mass of the reference nonrotating configuration is equal to 1.0, $1.4M_\odot$. For each value of P_0 two models of the dense core EOS are presented - polytropes with $\gamma = 2.5$ (upper curve) and $\gamma = 3$. The points of different color correspond to the different values of total angular momentum of rotating star. The results for all rotating configurations can be very well approximated by one curve.

4.1. Non-rotating neutron stars

Let us remind expressions obtained for static case considered by Haensel et al. (1986), and Zdunik et al. (1987). For a non-rotating configuration of hydrostatic equilibrium, the density jump $\rho_N \rightarrow \rho_S$ leads to the lowest-order expression for the core-mass excess (with respect to the pure N-phase configuration),

$$\delta m_{\text{core}} = \frac{4}{3}\pi(\rho_S - \rho_N)r_S^3 + \mathcal{O}(r_S^5). \quad (5)$$

The radius of the overcompressed N-phase core, r_N , is connected with the overpressure which can be achieved by the N phase of matter, by

$$\delta \bar{P} = \frac{2\pi}{3}Gx_N \rho_N (1 + x_N)(1 + 3x_N)r_N^2. \quad (6)$$

The conservation of the stellar baryon number during the $\mathcal{C} \rightarrow \mathcal{C}^*$ transition, implies a relation between r_N and r_S which neglecting terms r_N^4 and higher, reads

$$(1 + 3x_N)r_N^2 = (3 - 2\lambda_\rho + 3x_N)r_S^2 - (1 - \lambda_\rho)a_N r_S^3 \quad (7)$$

where a_N is a numerical coefficient depending on \mathcal{C}_0 .

Using then Eqs. (6) and (7), one concludes that the leading term for the energy release expression $\propto r_S^5$ contains a prefactor $(\lambda_\rho - 1)(3 - 2\lambda_\rho + 3x_N)$, while the next order term $\propto r_S^6$ contains a prefactor $(\lambda_\rho - 1)^2$. The final expression for a normalized energy release reads

$$\Delta \bar{E} \equiv \frac{M - M^*}{M_0} \simeq (\lambda_\rho - 1)(3 - 2\lambda_\rho + 3x_N)\alpha_1 \bar{r}_S^5 + (\lambda_\rho - 1)^2 \alpha_2 \bar{r}_S^6, \quad (8)$$

where $\bar{r}_S \equiv r_S/R_0$. The coefficients α_1 and α_2 are functionals of the static reference configuration, $\mathcal{C}_0(J = 0)$. Expressing now \bar{r}_S in terms of overpressure, we get the energy release in terms of the overpressure,

$$\Delta E_{50} \simeq \frac{(\lambda_\rho - 1)}{(3 - 2\lambda_\rho + 3x_N)^{1.5}} \beta_1 (\delta \bar{P})^{2.5}, \quad (9)$$

where we use standard notation $E_{50} \equiv E/10^{50}$ erg. The coefficient β_1 depends only on the EOS of the N phase. More precisely, this coefficient is a functional of the *non-rotating* reference configuration \mathcal{C}_0 and depends rather weakly on the mass M_0 of the reference configuration \mathcal{C}_0 for a rather broad range of masses, between $1M_\odot$ and $0.8M_{\text{max}}$. For EOSs considered in the present paper, numerical calculations give in a good approximation $\beta_1 \simeq 0.016$.

4.2. Rotating neutron stars

Numerical results of Sect. 3 clearly show that for a given central overpressure of collapsing configuration, $\delta \bar{P}$, the energy release does not depend on J and coincides with that for non-rotating stars. Therefore, the formula (9) of Sect. 4.1 is valid also in the rotating case, provided $\delta \bar{P}$ is sufficiently small. Our calculations show that this formula is quite precise for $\delta \bar{P} \lesssim 0.05$. The prefactor in front of β_1 , involving λ_ρ and x_N , is identical with those obtained for the $J = 0$ transition in (Haensel et al. 1986, Zdunik et al. 1987). The coefficient β_1 depends only on the EOS of the N phase. More precisely, this coefficient is a functional of the *nonrotating* reference configuration \mathcal{C}_0 .

5. Numerical estimates of the energy release

For practical application, and for small overpressures, $\delta \bar{P} < 0.1$, it is convenient to summarize results obtained in Sects. 3.1-3.2 in a formula

$$\Delta E_{50} = a_1 (\delta \bar{P})^{2.5} \quad (10)$$

The only dependence of coefficient a_1 on the phase transition parameter λ_ρ is via prefactors,

$$a_1 = \frac{(\lambda_\rho - 1)}{(3 - 2\lambda_\rho + 3x_N)^{1.5}} \beta_1, \quad (11)$$

which allows for a rapid re-calculation of a_1 when one changes the value of the density jump.

For the phase transition model considered in Sects. 3.2, the energy accompanying phase transition in a metastable star with central overpressure $\delta\bar{P} = 0.1$ is about 2×10^{50} erg, and becomes one order of magnitude smaller for $\delta\bar{P} = 0.05$

6. Discussion and conclusions

The most important result of the present paper is that the total energy release associated with a first order phase transition at the center of a rotating neutron star does depend only on the overpressure at the center of the metastable configuration and is *independent of the star rotation rate*. This result holds even for fast stellar rotation, when the star shape deviates significantly from sphericity, and $J \simeq 0.9GM_{\odot}^2/c$, and for overpressures as high as (10-20)%. The property is of great practical importance, because it implies that the calculation of the energy release for a given overpressure, requiring very high precision to guarantee $A = A^*$, can be reduced to the case of non-rotating spherically symmetric stars.

To illustrate the practical importance of our result, let us consider the case of overpressure $\delta\bar{P} = 0.03$, when the energy release is 2×10^{49} erg. For a $1.4 M_{\odot}$ star this constitutes about 10^{-5} of the stellar mass-energy. Therefore, to get a meaningful result for the energy of this magnitude, conservation of the total baryon number has to be satisfied at the level of one part in a million, which is next to impossible for a 2-D calculation with a realistic EOS. However, such a precision can be easily reached for spherical stars, provided the EOS is used in a thermodynamically consistent way (see, e.g., Haensel & Proszynski 1982).

Moreover, we have shown that for overpressures smaller than 5%, the energy release is proportional to power 2.5 of the overpressure, with coefficient weakly dependent on the mass of collapsing configuration, for stellar masses in the range from $1 M_{\odot}$ to about $0.8 M_{\max}$.

The energy release ΔE that we calculated is an absolute upper bound on the energies which can be released as a result of a phase transition at the star center. The available channels may include, for example, stellar pulsations, gravitational radiation, heating of stellar interior, and X-ray emission from neutron star surface. Moreover, the phase transition in rotating star implies shrinking of stellar radius, decrease of moment of inertia, and spin-up of rotation. These topics will be considered in our next paper.

Acknowledgements. This work was partially supported by the Polish MEiN grant no. 1P03D.008.27 and by the LEA Astrophysics Poland-France (Astro-PF) program. MB was partially supported by the Marie Curie Intra-european Fellowship MEIF-CT-2005-023644 within the 6th European Community Framework Programme.

References

Bejger M., Haensel P., Zdunik J.L., 2005, MNRAS, 359, 699

Douchin F., Haensel P., 2001, A&A, 380, 151
 Glendenning N. K., 2000, Compact Stars. Nuclear Physics, Particle Physics, and General Relativity, Springer, Berlin
 Haensel P., Proszynski, M., 1982, ApJ, 258, 306
 Haensel P., Zdunik J. L., Schaeffer R., 1986, A&A, 160, 251
 Iida K., Sato K., 1997, Prog. Theor. Phys., 98, 277
 Kaempfer, B., 1981, Phys. Lett. 101B, 366
 Schaeffer R., Haensel P., Zdunik J.L., 1983, A&A, 126, 121
 Seidov Z.F., 1971, Sov. Astron.- Astron.Zh., 15, 347
 Weber F., 1999, Pulsars as Astrophysical Laboratories for Nuclear and Particle Physics, IoP Publishing, Bristol & Philadelphia
 Zdunik J. L., Haensel P., Schaeffer R., 1987, A&A, 172, 95
 Zdunik J. L., Bejger M., Haensel P., Gourgoulhon E., 2006, A&A, 450, 747