

Asymmetry Function of Interstellar Scintillations of Pulsars

V.I. Shishov and T.V. Smirnova

¹*Pushchino Radio Astronomy Observatory,*

Astrospace Center of the Lebedev Institute of Physics,

Russian Academy of Sciences, Pushchino, Moscow oblast', 142290 Russia

(Received February 27, 2004; Revised May 18, 2005)

A new method for separating intensity variations of a source's radio emission having various physical natures is proposed. The method is based on a joint analysis of the structure function of the intensity variations and the asymmetry function, which is a generalization of the asymmetry coefficient and characterizes the asymmetry of the distribution function of the intensity fluctuations on various scales for the inhomogeneities in the diffractive scintillation pattern. Relationships for the asymmetry function in the cases of a logarithmic normal distribution of the intensity fluctuations and a normal distribution of the field fluctuations are derived. Theoretical relationships and observational data on interstellar scintillations of pulsars (refractive, diffractive, and weak scintillations) are compared. Pulsar scintillations match the behavior expected for a normal distribution of the field fluctuations (diffractive scintillation) or logarithmic normal distribution of the intensity fluctuations (refractive and weak scintillation). Analysis of the asymmetry function is a good test for distinguishing scintillations against the background of variations that have different origins.

1. INTRODUCTION

In analyses of interstellar scintillations of intrinsically variable radio sources, the problem of separating variations of the source emission with different origins arises. In particular, this is true of separating intrinsic variations of pulsar radio emission, interstellar scintillations, and additive and modulatory noise. A similar problem appears in the analysis of rapid variability of extragalactic sources. In [1–5], it was proposed to use the asymmetry coefficient of the distribution function of the radio-emission intensity fluctuations as a test for determining the nature of these variations. The asymmetry coefficient is a measure of the

deviation of the distribution function of the intensity fluctuations from a normal distribution, and is defined as

$$\gamma = \frac{\langle (I - \langle I \rangle)^3 \rangle}{[\langle (I - \langle I \rangle)^2 \rangle]^{3/2}} = \frac{M_3}{M_2^{3/2}}. \quad (1)$$

Here, $\langle I \rangle$ is the mean intensity of the source's radioe emission, and M_3 and M_2 are the third and second central moments of the distribution of the intensity fluctuations. In the case of scintillations, γ is positive, and is related to the scintillation index by the linear relationship

$$\gamma = Am, \quad (2)$$

where A is a numerical factor and m is the scintillation index, which is defined as

$$m^2 = \frac{\langle (I - \langle I \rangle)^2 \rangle}{\langle I \rangle^2} = \frac{M_2}{\langle I \rangle^2}. \quad (3)$$

If we are dealing with an extragalactic source consisting of a compact scintillating component (core) and an extended non-scintillating component (halo), I corresponds to the flux from the scintillating component. The factor A depends on the form of the turbulence spectrum and the scintillation regime. In particular, in the case of weak scintillations of a pointlike source in the Fraunhofer zone relative to the outer turbulence scale (i.e., the characteristic size of the largest inhomogeneities), the flux fluctuations are distributed according to a Rice–Nakagami law [6, 7], and $A = 3/2$. In the case of weak scintillations of a pointlike source in the Fresnel zone relative to the inner scale (i.e., the characteristic size of the smallest inhomogeneities), the flux fluctuations are distributed according to a lognormal law [8], and $A = 3$. As is shown in [1], the relationship (2) is a good test for isolating interstellar scintillations that give rise to flux variations of extragalactic radio sources.

However, the asymmetry coefficient is an integrated parameter, which describes the summed fluctuations on all scales. Interstellar scintillations can dominate on some time scales, while intrinsic variations or noise can dominate on others. To analyze the nature of the fluctuations on various scales, it is desirable to introduce some function that would yield the value of the asymmetry coefficient for a given time scale in place of the asymmetry coefficient. Below, we will introduce such an asymmetry function, $\gamma_2(\tau)$, which is a generalization of the asymmetry coefficient, in the same way that the structure function is a generalization of the variance of the temporal process. We will also investigate the application of the asymmetry function to the analysis of interstellar scintillations of pulsars.

2. DEFINITION OF THE ASYMMETRY FUNCTION

Let us introduce the first and second differences

$$\begin{aligned}\Delta_1(\tau) &= I(t + \tau) - I(t), \\ \Delta_2(\tau) &= I(t + \tau) - 2I(t) + I(t - \tau),\end{aligned}\tag{4}$$

where t is the time and τ is the time shift from instant t . The structure function of the flux fluctuations is defined as

$$D_I(\tau) = \langle [\Delta_1(\tau)]^2 \rangle = 2[\langle I^2 \rangle - \langle I(t + \tau)I(t) \rangle]\tag{5}$$

and the mean square of the second difference is

$$\begin{aligned}\langle [\Delta_2(\tau)]^2 \rangle &= \langle \{ [I(t + \tau) - I(t)] \\ &- [I(t) - I(t - \tau)] \}^2 \rangle = \langle \{ [I(t + \tau) - I(t)]^2 \\ &+ [I(t) - I(t - \tau)]^2 - 2[I(t + \tau) - I(t)] \\ &\times [I(t) - I(t - \tau)] \} \rangle = 4D_I(\tau) - D_I(2\tau).\end{aligned}\tag{6}$$

We also introduce the third moment of the second difference $\Delta_2(\tau)$ using the formula

$$\begin{aligned}\langle [\Delta_2(\tau)]^3 \rangle &= -6\langle I^3 \rangle + 6\langle I^2(t + \tau)I(t - \tau) \rangle \\ &- 12\langle I(t + \tau)I(t)I(t - \tau) \rangle + 12\langle I(t + \tau)I^2(t) \rangle\end{aligned}\tag{7}$$

and define the second-order asymmetry function as

$$\gamma_2(\tau) = -\frac{\langle [\Delta_2(\tau)]^3 \rangle}{\langle [\Delta_2(\tau)]^2 \rangle^{3/2}}.\tag{8}$$

The definition of the function $\gamma_2(\tau)$ formally corresponds to the definition of the asymmetry coefficient for a random quantity, $\Delta_2(\tau)$. Since the third moment of $\Delta_2(\tau)$ is negative in the case of scintillations, we have added a minus sign in (8), in order for the function $\gamma_2(\tau)$ to be positive for intensity fluctuations due to scintillation.

We also introduce the somewhat different asymmetry function

$$\begin{aligned}\gamma_{2,1}(\tau) &= -2\frac{\langle [\Delta_2(\tau)]^3 \rangle}{\langle [\Delta_2(\tau)]^2 \rangle \langle [\Delta_1(2\tau)]^2 \rangle^{1/2}} \\ &= -2\frac{\langle [\Delta_2(\tau)]^3 \rangle}{[4D_I(\tau) - D_I(2\tau)][D_I(2\tau)]^{1/2}}.\end{aligned}\tag{9}$$

As will be shown below in Appendices A and B, in the case of intensity fluctuations distributed according to a Rice–Nakagami law or lognormal law, the function $\gamma_{2,1}(\tau)$ for small values of τ is related to the function $[D_I(2\tau)]^{1/2}/\langle I \rangle$ by a formula of the form (2):

$$\gamma_{2,1}(\tau) = \frac{A[D_I(2\tau)]^{1/2}}{\langle I \rangle}. \quad (10)$$

In general, the factor A is a function of τ , and we introduce the function $A_{2,1}(\tau)$:

$$A_{2,1}(\tau) = \langle I \rangle \frac{\gamma_{2,1}(\tau)}{[D_I(2\tau)]^{1/2}}. \quad (11)$$

The form of the functions $\gamma_2(\tau)$, $\gamma_{2,1}(\tau)$, and $A_{2,1}(\tau)$ for the two distribution laws (a normal distribution for wave-field fluctuations and a lognormal law for intensity fluctuations) is determined in Appendices A and B.

3. WEAK SCINTILLATIONS

We will consider the properties of the asymmetry function in the case of scintillations of radio sources on electron-density inhomogeneities of plasma with a power-law turbulence spectrum. It is known that, in this case, the scintillation regimes are determined by the structure function of the phase fluctuations on a scale that is equal to the scale of the first Fresnel zone $D_S(b_{Fr})$, where $b_{Fr} = (r_{eff}/k)^{1/2}$, r_{eff} is the effective distance from the observer or the source to the layer containing the turbulent medium (in the case of a statistically uniform medium, this is the distance from the observer to the source), and $k = 2\pi/\lambda$ is the wavenumber. If

$$D_S(b_{Fr}) \ll 1, \quad (12)$$

the scintillations are weak, the characteristic spatial scale giving rise to the intensity fluctuations is equal to b_{Fr} , and the scintillation index can be found from the formula [9]

$$m^2 \cong K(n)D_S(b_{Fr}), \quad (13)$$

where $K(n)$ is a numerical factor of the order of unity that depends on the exponent n of the turbulence spectrum.

Numerical calculations of the one-dimensional distribution function of the flux fluctuations $F(I)$ were carried out in [10, 11], and the second and third moments of the intensity

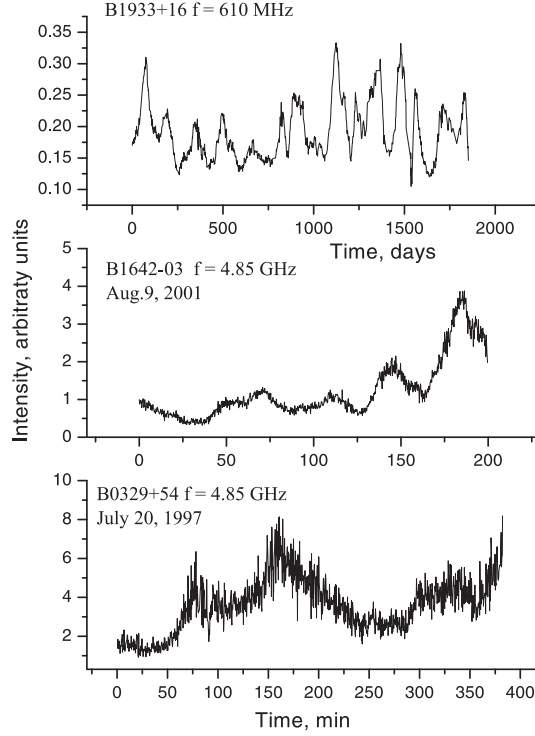


Figure 1. Time variations of the emission intensity for PSR B1933+16 at 610 MHz (top), PSR B1642–03 at 4.85 GHz (center), and PSR B0329+54 at 4.85 GHz (bottom).

fluctuations in the case of a Kolmogorov spectrum for the inhomogeneities of the index of refraction for various values of the inner turbulence scale were determined. It was shown that, in the weak scintillation regime, as well in the strong scintillation regime with values of $D_S(b_{Fr})$ that are not too large, the distribution function $f(I)$ is close to a lognormal function. Using the results of these studies, we find $A = 2.78$ for a Kolmogorov spectrum without a turnover and $A = 2.86$ for a Kolmogorov spectrum with an inner scale l equal to the scale b_F of the first Fresnel zone ($l/b_F = 1$). Thus, with increase in the inner scale of the turbulence spectrum, the factor A increases and approaches three, which corresponds to a lognormal distribution for the flux fluctuations. The calculations show that relationship (2) is valid up to a value of m that approaches unity from the side of the weak (unsaturated) scintillation regime.

Note that the one-dimensional distribution function $f(I)$ and asymmetry coefficient γ

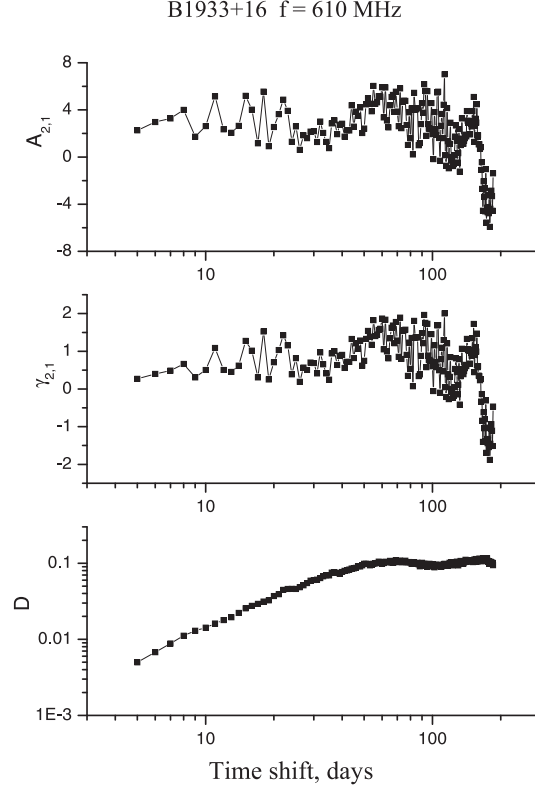


Figure 2. Structure function, asymmetry function, and coefficient $A_{2,1}$ versus the time shift for refractive scintillations of PSR B1933+16.

describe the flux fluctuations on the main scale of the spatial pattern of the scintillations and, accordingly, on the main temporal scale τ_0 of the structure function of the flux fluctuations. When $\tau \geq \tau_0$, the functions $\gamma_2(\tau)$, $\gamma_{2,1}(\tau)$, and $A_{2,1}(\tau)$ will be determined by asymptotic relationships that correspond to a lognormal distribution law for the intensity fluctuations (see Appendix B):

$$\gamma_2(\tau) \cong \frac{3}{2} \frac{D_I(2\tau)}{[4D_I(\tau) - D_I(2\tau)]^{1/2} \langle I \rangle}, \quad (14)$$

$$\gamma_{2,1}(\tau) \cong 3[D_I(2\tau)]^{1/2} / \langle I \rangle, \quad (15)$$

$$A_{2,1}(\tau) \cong 3. \quad (16)$$

Flux fluctuations with small spatial and temporal scales are determined by the diffraction of the radio waves on inhomogeneities in the index of refraction with sizes that are much

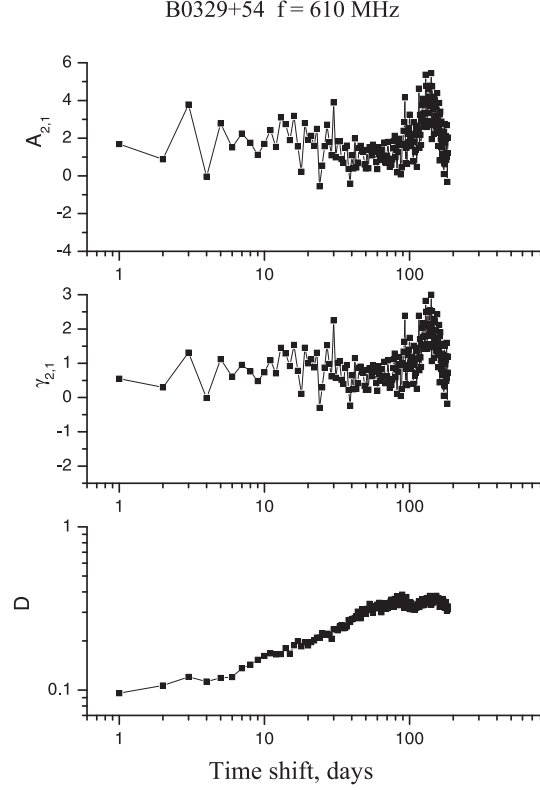


Figure 3. Same as Fig. 2 for PSR B0329+54.

smaller than the first Fresnel zone. Therefore, the distribution of small-scale flux fluctuations will more closely fit a normal distribution law, and the functions $\gamma_2(\tau)$, $\gamma_{2,1}(\tau)$, and $A_{2,1}(\tau)$ will better match the asymptotic relationships (A.8)–(A.10) of Appendix A.

4. DIFFRACTIVE SCINTILLATIONS

For large values of the parameter $D_S(b_{Fr})$, the intensity fluctuations consist of two components: small-scale (diffractive) and large-scale (refractive). With increasing $D_S(b_{Fr})$, the distribution function of the field of the diffractive component tends to a normal distribution [9], the scintillation index tends to unity, and the characteristic spatial scale of the diffraction pattern corresponds to the field coherence scale $1/k\theta_{scat}$, where θ_{scat} is the characteristics scattering angle. When $\tau \leq \tau_0$, the functions $\gamma_2(\tau)$, $\gamma_{2,1}(\tau)$, and $A_{2,1}(\tau)$ will correspond to

the asymptotic expressions (Appendix A)

$$\gamma_2(\tau) \cong \frac{3}{4} \frac{D_I(2\tau)}{[4D_I(\tau) - D_I(2\tau)]^{1/2} \langle I \rangle}, \quad (17)$$

$$\gamma_{2,1}(\tau) \cong \frac{3}{2} \frac{[D_I(2\tau)]^{1/2}}{\langle I \rangle}, \quad (18)$$

$$A_{2,1}(\tau) = \frac{\gamma_{2,1}(\tau)}{[D_I(2\tau)]^{1/2}} \cong \frac{3}{2}, \quad (19)$$

and, when $\tau \gg \tau_0$, will be determined as $\gamma_2(\tau) \cong 2/\sqrt{6}$, $\gamma_{2,1}(\tau) \cong 2\sqrt{2}$, $A_{2,1}(\tau) \cong 2$.

5. REFRACTIVE SCINTILLATIONS

The refractive component is determined by weak focusing of the radiation on inhomogeneities with characteristic scales of the order of the scattering disk: $r_{eff}\theta_{scat}$ [9]. Refractive scintillations can be treated as weak scintillations on large-scale inhomogeneities, with sizes much larger than the scale of the first Fresnel zone. Therefore, we expect a lognormal distribution law for the flux fluctuations. When $\tau \geq \tau_0$, the functions $\gamma_2(\tau)$, $\gamma_{2,1}(\tau)$, and $A_{2,1}(\tau)$ will be determined by the asymptotic relationships (14)–(16).

6. COMPARISON WITH OBSERVATIONS

We used data on diffractive, refractive, and weak scintillations of several pulsars to analyze the applicability of the above relationships for the asymmetry function to actual observations of interstellar scintillations of pulsars.

Refractive and Weak Scintillations

We used the five-year monitoring data for PSR B1933+16 and B0329+54 (1990–1995) at 610 MHz [12] (NRAO, Green Bank) to analyze refractive scintillations. The observations were carried out in a 16-MHz band; diffractive scintillations were considerably smoothed by averaging the signal over about an hour of observations. Figure 1 (top) shows the time variations of the emission intensity for PSR B1933+16. The time scale of these variations is 33 days [12]. We used relationships (5), (9), and (11) to calculate the structure function

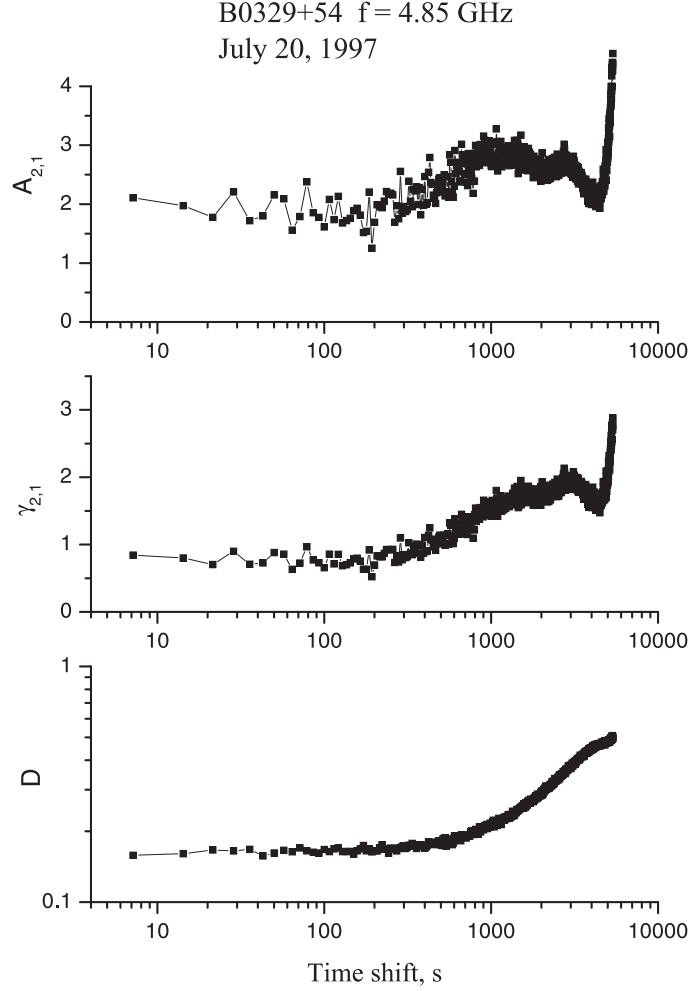


Figure 4. Same as Fig. 3 but for weak scintillations.

of the flux fluctuations $D(\tau)$, asymmetry function $\gamma_{2,1}(\tau)$, and coefficient $A_{2,1}(\tau)$ for all the types of scintillations considered below. Before calculating these functions, we have normalized the time series to their average values.

Figures 2 and 3 show $D(\tau)$, $\gamma_{2,1}(\tau)$, and $A_{2,1}(\tau)$ as functions of the time shift in days for PSR B1933+16 and B0329+54, respectively. The structure function reaches a constant level equal to $2m^2$, where m is the modulation index of the intensity variations. The time shift at which $D(\tau)$ decreases by a factor or two gives the time scale of these variations. In $\gamma_{2,1}(\tau)$ and $Ac(\tau)$, this time scale corresponds to a shift that is a factor of two smaller [see formula (10)]. We can see from Figs. 2 and 3 that $A_{2,1}(\tau)$ is approximately constant for shifts of less

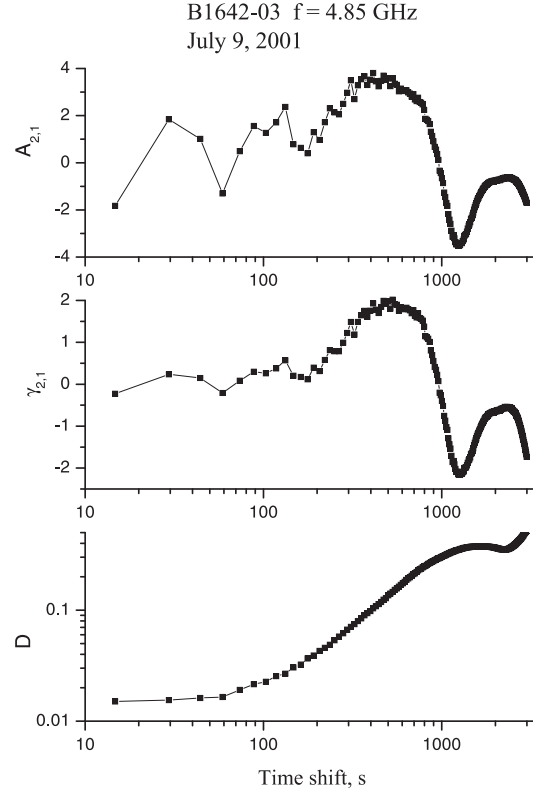


Figure 5. Same as Fig. 4 but for PSR B1642–03.

than 40 days, and this average level is $A_{2,1} \approx 3$ for PSR B1933+16, based on formula (5) for refractive scintillations, and $A_{2,1} \approx 2$ for PSR B0329+54. The difference of $A_{2,1}$ from three for PSR B0329+54 may be due to the fact that the index of the electron-density fluctuation spectrum toward this pulsar differs from the Kolmogorov index [13]: it is $n = 3.5$. It seems reasonable to suppose that the decrease of the spectral index should result in a decrease in $A_{2,1}$ at small time shifts.

We used observations of the pulsars PSR B0329+54 and B1642–03 carried out at 4.85 GHz on the 100-m Effelsberg telescope for our analysis of weak scintillations. The input data and observing parameters are given in [13, 14]. Before recording the signal, we averaged the pulsed emission over $10 P_1$ for PSR B0329+54 and $39 P_1$ for PSR B1642–03 (where P_1 is the pulsar period). The time resolutions were 7.15 and 15 s, respectively. Figure 1 shows the time series for these pulsars (central and bottom graphs). We used the fourth channel (the observations were carried out in four frequency channels of 60 MHz each), which was

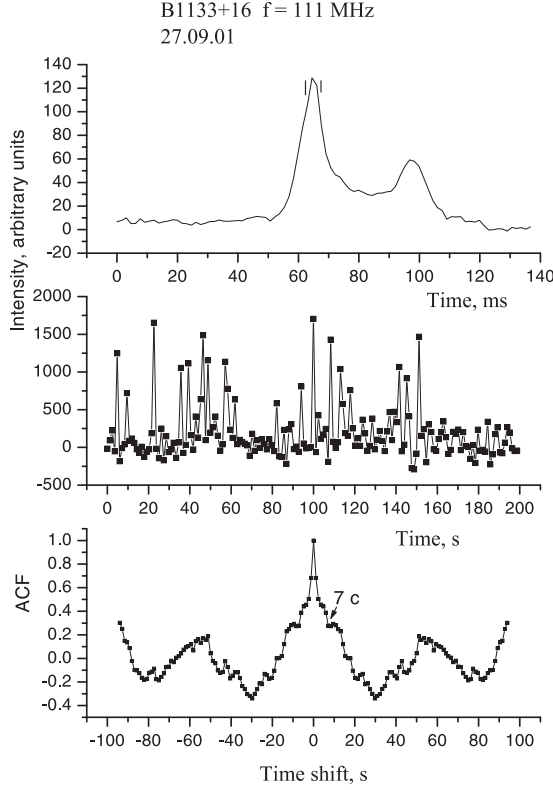


Figure 6. Top: average profile of PSR B1133+16 at 111 MHz. Center: pulse-to-pulse intensity variations in a single 1.25-kHz channel (for each pulse the intensity was obtained by integrating within the longitude interval shown with dashes on the average profile). Bottom: autocorrelation function of these intensity variations.

the most free of interference, for PSR B0329+54. The modulation indices for the intensity variations for PSR B0329+54 and B1642–03 were 0.45 and 0.64, respectively.

Figures 4 and 5 show $D(\tau)$, $\gamma_{2,1}(\tau)$, and $A_{2,1}(\tau)$ as functions of the time shift in seconds. The maximum time shift for which these functions were calculated was one-fourth of the total time interval of the observations. The scintillation time scales for PSR B0329+54 and B1642–03 are 2200 and 1170 s, respectively (at the $1/e$ level of their autocorrelation functions). On time scales of 1000–2000 s for PSR B0329+54 and 400–700 s for PSR B1642–03, the values of $A_{2,1}(\tau)$ are 2.8 and 3.3, respectively. These agree well with the value $A_{2,1} = 3$ predicted by the theory for weak pulsations [formula (16)]. The constant level at the shortest time shifts in the structure function $D(\tau)$ is due to uncorrelated noise.

We did not correct the calculated functions for noise, because, as was shown by the analysis, their third moments are nonzero, and this correction would introduce strong distortions to $\gamma_{2,1}(\tau)$ and $A_{2,1}(\tau)$. The constant level $A_{2,1} \approx 2$ at time shifts $\tau \leq 200$ s for PSR B0329+54 is probably due to diffractive scintillations, whose time scale at 610 MHz is $t_d \approx 90$ s [13]. For PSR B1642–03, $t_d \approx 130$ s at the same frequency [14]. For this pulsar there are strong fluctuations in $A_{2,1}(\tau)$ at shifts shorter than 200 s, due to the effect of noise; however, the mean level of about 1.5 is probably associated with diffractive scintillations on small-scale inhomogeneities.

Diffractive Scintillations

We used observations of PSR B1133+16 carried out on September 27 and 29, 2001 on the Large Phased Array of the Lebedev Physical Institute in Pushchino at 111 MHz to analyze the intensity variations of this pulsar using the asymmetry function. Individual pulses of the pulsar were recorded in 96 channels of the receiver (the bandwidth of each channel was 1.25 kHz) with a time resolution of 1.56 ms during 200 s, and were stored on a computer disk. We performed the structural analysis after removing the dispersion shift in all frequency channels and integrating the spectrum in the selected interval of pulse longitudes. Figure 6 (top) shows the mean pulse of PSR B1133+16, obtained by accumulating pulses during 200 s in a 120-kHz band. The same figure (center) presents the pulse-to-pulse intensity variations in one of the channels (1.25 kHz). The intensity was obtained for each pulse in all the channels by integrating the signal in the longitude interval of the first component of the mean profile, which is denoted in Fig. 6 with dashes. The same figure (bottom) shows the autocorrelation function (ACF) calculated for the intensity fluctuations $I(t)$ in this channel. The ACF has three time scales: the first is due to pulse-to-pulse variations within one pulsar period ($P_1 = 1.188$ s), the second which is about 7 s, is due to diffractive scintillations, and the third represents slower variations on a time scale of ~ 20 s. The fact that the 7-s time scale is due to diffractive scintillations follows from the fact that the decorrelation of the spectra (96 channels 1.25 kHz each) occurs precisely on this time scale (with pulses separated by $6 P_1$). To reduce the effect of intrinsic rapid variations of the pulsar, we smoothed the input $I(t)$ data in all the channels on a three-point interval ($3 P_1$). When calculating $D(\tau)$, $\gamma_{2,1}(\tau)$, and $A_{2,1}(\tau)$, we averaged the second and third moments of $I(t)$ over all frequency

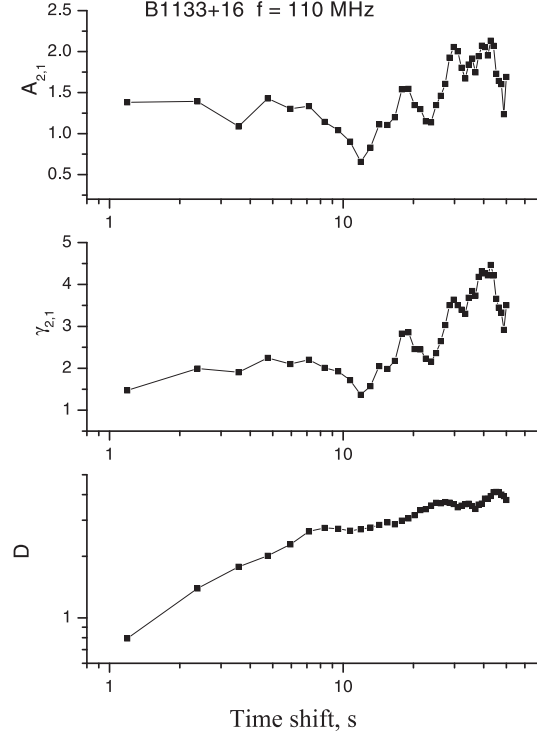


Figure 7. Structure function, asymmetry function, and coefficient $A_{2,1}$ versus time shift for PSR B1133+16 at 111 MHz averaged over two observational days (diffractive scintillations).

channels. Figure 7 shows the obtained functions averaged over two observational days. We can see that the different time scales are well separated in the functions $\gamma_{2,1}(\tau)$ and $A_{2,1}(\tau)$. The value of $A_{2,1}(\tau)$ on scales ≤ 7 s is 1.4, in good agreement with the theoretical value of 1.5, corresponding to diffractive scintillations.

7. CONCLUSION

Our analysis of observed pulsar intensity variations using the asymmetry function $\gamma_{2,1}(\tau)$ and function $A_{2,1}(\tau)$ has shown that these variations match the behavior expected for a normal distribution for the field fluctuations (diffractive scintillations) or a lognormal distribution for the intensity fluctuations (refractive scintillations, weak scintillations), in accordance with the derived theoretical relationships. For all the scintillation regimes, there is a functional relationship between the asymmetry function and the structure function of the inten-

sity fluctuations. This relationship has the simplest form for the asymmetry function $\gamma_{2,1}(\tau)$ at small values of τ : $\gamma_{2,1}(\tau) \propto \sqrt{D_{2,1}(2\tau)}$. Accordingly, the function $A_{2,1}(\tau) = \langle I \rangle \frac{\gamma_{2,1}(\tau)}{\sqrt{D_I(2\tau)}}$ is a constant. This indicates that analysis of the function $A_{2,1}(\tau)$ could provide a good test for isolating scintillations against the background of variations that have other origins, and that the proposed method can be efficiently used to study and separate out intensity variations that have different physical natures. In particular, it can be applied to the analysis of flux variations of extragalactic sources, in order to distinguish variations due to intrinsic variability of the source and effects associated with the propagation of the radiation in the interstellar plasma.

We note also that there are prospects for further studies in this direction. It is necessary to study the dependence of the form of the asymmetry function on the spectrum of the inhomogeneities in the index of refraction, in particular, for a power-law spectrum, and the dependence of the asymmetry function on the spectral index. Studies of the dependence of the form of the asymmetry function on the source structure are also required. If such theoretical calculations, confirmed by experimental data, are available, measurements of the asymmetry function can yield additional information about both the medium and source.

ACKNOWLEDGMENTS

This work was supported by the Russian Foundation for Basic Research (project codes 03-02-16522, 03-02-16509), INTAS (grant 00-849), the NSF (grant AST 0098685), the Federal Science and Technology Program in Astronomy, and the Program of the Division of Physical Sciences of the Russian Academy of Sciences on “Fundamental Studies of Extended Objects in the Universe.”

Appendix A

THEORETICAL RELATIONSHIP BETWEEN THE ASYMMETRY FUNCTIONS $\gamma_2(\tau)$,
 $\gamma_{2,1}(\tau)$ AND THE STRUCTURE FUNCTION $D_I(\tau)$ FOR A NORMAL DISTRIBUTION
 FOR THE FIELD FLUCTUATIONS

Let us assume that the wave-field fluctuations have a normal distribution and that the average value of the field is zero:

$$\langle E(t) \rangle = 0. \quad (\text{A.1})$$

This equality implies that second-order moments of the form $\langle E^2(t_1) \rangle$ are also equal to zero [9]:

$$\langle E^2(t_1) \rangle = \langle [E^*(t_1)]^2 \rangle = 0. \quad (\text{A.2})$$

Formulas (A.1) and (A.2) correspond to diffractive scintillations in the saturated scintillation regime [9]. In this case, the third moment of the intensity or the sixth moment of the field can be represented as a sum of products of second-order field-coherence functions [15]:

$$\begin{aligned} & \langle I(t_1)I(t_2)I(t_3) \rangle \quad (\text{A.3}) \\ &= \langle E(t_1)E^*(t_1)E(t_2)E^*(t_2)E(t_3)E^*(t_3) \rangle \\ &= \langle E(t_1)E^*(t_1) \rangle \langle E(t_2)E^*(t_2) \rangle \langle E(t_3)E^*(t_3) \rangle \\ &+ \langle E(t_1)E^*(t_2) \rangle \langle E(t_2)E^*(t_1) \rangle \langle E(t_3)E^*(t_3) \rangle \\ &+ \langle E(t_1)E^*(t_3) \rangle \langle E(t_2)E^*(t_2) \rangle \langle E(t_3)E^*(t_1) \rangle \\ &+ \langle E(t_1)E^*(t_1) \rangle \langle E(t_2)E^*(t_3) \rangle \langle E(t_3)E^*(t_2) \rangle \\ &+ \langle E(t_1)E^*(t_2) \rangle \langle E(t_2)E^*(t_3) \rangle \langle E(t_3)E^*(t_2) \rangle \\ &+ \langle E(t_1)E^*(t_3) \rangle \langle E(t_2)E^*(t_1) \rangle \langle E(t_3)E^*(t_2) \rangle \\ &= \langle I \rangle^3 + \langle I \rangle [B_I(t_1 - t_2) + B_I(t_1 - t_3) \\ &+ B_I(t_2 - t_3)] + B_E(t_1 - t_2)B_E(t_2 - t_3) \\ &\times B_E(t_3 - t_2) + B_E(t_1 - t_3)B_E(t_2 - t_1) \\ &\times B_E(t_3 - t_2). \end{aligned}$$

Here,

$$B_E(t_i - t_k) = \langle E(t_i)E^*(t_k) \rangle \quad (\text{A.4})$$

is the field-coherence function and $B_I(t_i - t_k) = \langle [I(t_i) - \langle I(t_i) \rangle][I(t_k) - \langle I(t_k) \rangle] \rangle = B_E(t_i - t_k) \times B_E^*(t_i - t_k)$ is the correlation function of the intensity fluctuations. Using formula (A.3) in the calculation in (7), we obtain a relationship for the third moment of the second difference:

$$\begin{aligned} \langle [\Delta_2(\tau)]^3 \rangle &= -12\langle I \rangle^3 + 12\langle I \rangle B_I(2\tau) \\ &+ 24\langle I \rangle B_I(\tau) - 24B_E(2\tau)B_I(\tau) = -6\langle I \rangle D_I(2\tau) \\ &+ 24\langle I \rangle \left\{ \langle I \rangle - \left[\langle I \rangle^2 - \frac{1}{2}D_I(2\tau) \right]^{1/2} \right\} \\ &- 12D_I(2\tau) \left\{ \langle I \rangle - \left[\langle I \rangle^2 - \frac{1}{2}D_I(2\tau) \right]^{1/2} \right\}. \end{aligned} \quad (\text{A.5})$$

Let τ_0 be the characteristic scale of the structure function of the intensity fluctuations $D_I(\tau)$. For small values, $\tau \leq \tau_0$, we obtain the asymptotic formula

$$\langle [\Delta_2(\tau)]^3 \rangle \cong \frac{3}{4}D_I(2\tau) \frac{4D_I(\tau) - D_I(2\tau)}{\langle I \rangle}. \quad (\text{A.6})$$

For large values, $\tau \gg \tau_0$, using equality $D_I(\tau) = 2\langle (I - \langle I \rangle)^2 \rangle = 2\langle I \rangle^2$ yields

$$\langle [\Delta_2(\tau)]^3 \rangle \cong -12\langle I \rangle^3. \quad (\text{A.7})$$

Using these asymptotic relationships for $\langle [\Delta_2(\tau)]^3 \rangle$ and formulas (6) and (8), we derive for the function $\gamma_2(\tau)$ the asymptotic expressions

$$\gamma_2(\tau) \cong \begin{cases} \frac{3}{4} \frac{D_I(2\tau)}{[4D_I(\tau) - D_I(2\tau)]^{1/2} \langle I \rangle}, & \tau \leq \tau_0, \\ \frac{2}{\sqrt{6}}, & \tau \gg \tau_0. \end{cases} \quad (\text{A.8})$$

Similarly, we have

$$\gamma_{2,1}(\tau) \cong \begin{cases} \frac{3}{2} [D_I(2\tau)]^{1/2} / \langle I \rangle, & \tau \leq \tau_0, \\ 2\sqrt{2}, & \tau \gg \tau_0. \end{cases} \quad (\text{A.9})$$

We see that, for small values of τ , $\gamma_{2,1}(\tau)$ is related to $[D_I(2\tau)]^{1/2} / \langle I \rangle$ by the same formula as that relating the asymmetry coefficient to the scintillation index.

We obtain for $A_{2,1}(\tau)$

$$\begin{aligned} A_{2,1}(\tau) &= \langle I \rangle \frac{\gamma_{2,1}(\tau)}{[D_I(2\tau)]^{1/2}} \cong \frac{3}{2}, \quad \tau \leq \tau_0, \\ A_{2,1}(\tau) &\cong 2, \quad \tau \gg \tau_0. \end{aligned} \quad (\text{A.10})$$

THEORETICAL RELATIONSHIP BETWEEN THE ASYMMETRY FUNCTIONS $\gamma_2(\tau)$,
 $\gamma_{2,1}(\tau)$ AND THE STRUCTURE FUNCTION $D_I(\tau)$ FOR A LOGNORMAL
DISTRIBUTION FOR THE INTENSITY FLUCTUATIONS

Let us represent the intensity $I(t)$ as

$$I(t) = I_0 \exp[\chi(t)] \quad (\text{B.1})$$

and assume that the fluctuation distribution law $\chi(t)$ is normal. For a normally distributed quantity, the following equality is valid [8]:

$$I_0 \langle \exp[\chi(t)] \rangle = I_0 \exp \left[\langle \chi(t) \rangle + \frac{1}{2} \langle (\delta\chi(t))^2 \rangle \right]. \quad (\text{B.2})$$

Taking into account the fact that the mean intensity does not change during the propagation of the wave in a turbulent medium, i.e., $\langle I \rangle = I_0$, we obtain

$$\langle \chi(t) \rangle = -\frac{1}{2} \langle (\delta\chi(t))^2 \rangle. \quad (\text{B.3})$$

We find with (B.2) and (B.3)

$$\begin{aligned} \langle I^2 \rangle &= \langle I_0^2 \exp[2\chi(t)] \rangle \\ &= I_0^2 \exp \left[2\langle \chi(t) \rangle + 2\langle (\delta\chi(t))^2 \rangle \right] \\ &= I_0^2 \exp \left[\langle (\delta\chi(t))^2 \rangle \right], \end{aligned} \quad (\text{B.4})$$

$$\begin{aligned} \langle I(t)I(t+\tau) \rangle &= \exp [\langle \delta\chi(t)\delta\chi(t+\tau) \rangle] \\ &= \langle I^2 \rangle \exp \left[-\frac{1}{2} D_\chi(\tau) \right], \end{aligned} \quad (\text{B.5})$$

where

$$\begin{aligned} D_\chi(\tau) &= \langle [\chi(t+\tau) - \chi(t)]^2 \rangle \\ &= 2\langle [\delta\chi(t)]^2 \rangle - 2\langle \delta\chi(t)\delta\chi(t+\tau) \rangle \end{aligned} \quad (\text{B.6})$$

is the structure function of the fluctuations, $\chi(t)$.

Formulas (B.4) and (B.5) enable us to express the quantities $\exp [\langle (\delta\chi(t))^2 \rangle]$ and $\exp \left[-\frac{1}{2} D_\chi(\tau) \right]$ in terms of the scintillation index and the structure function of the intensity fluctuations:

$$\exp [\langle (\delta\chi(t))^2 \rangle] = 1 + m^2, \quad (\text{B.7})$$

$$\exp \left[-\frac{1}{2} D_\chi(\tau) \right] = 1 - \frac{D_I(\tau)}{2I_0^2(1+m^2)}. \quad (\text{B.8})$$

Then, using the formula

$$\begin{aligned} & \langle I(t_1)I(t_2)I(t_3) \rangle \\ &= I_0^3 \exp \left[3\langle (\delta\chi)^2 \rangle - \frac{1}{2} D_\chi(t_1 - t_2) \right. \\ & \quad \left. - \frac{1}{2} D_\chi(t_1 - t_3) - \frac{1}{2} D_\chi(t_2 - t_3) \right] = I_0^3(1+m^2)^3 \\ & \quad \times \exp \left[-\frac{1}{2} [D_\chi(t_1 - t_2) + D_\chi(t_1 - t_3) \right. \\ & \quad \left. + D_\chi(t_2 - t_3)] \right], \end{aligned} \quad (\text{B.9})$$

we obtain for the third moment of the second difference $\Delta_2(\tau)$

$$\begin{aligned} & \langle [\Delta_2(\tau)]^3 \rangle = -6I_0^3 \exp [3\langle (\delta\chi)^2 \rangle] \\ & \times \left\{ 1 - \exp[-D_\chi(2\tau)] - 2 \exp[-D_\chi(\tau)] \right. \\ & \quad \left. + 2 \exp \left[-D_\chi(\tau) - \frac{1}{2} D_\chi(2\tau) \right] \right\}. \end{aligned} \quad (\text{B.10})$$

Using (B.4) and (B.5), we find

$$\begin{aligned} & \langle [\Delta_2(\tau)]^3 \rangle = -6I_0^3(1+m^2)^3 \\ & \times \left\{ 1 - \left[1 - \frac{D_\chi(2\tau)}{2I_0^2(1+m^2)} \right]^2 + 2 \frac{D_\chi(2\tau)}{I_0^2(1+m^2)} \right. \\ & \quad \left. \times \left[1 - \frac{D_\chi(\tau)}{2I_0^2(1+m^2)} \right]^2 \right\}. \end{aligned} \quad (\text{B.11})$$

For small $m^2 \ll 1$, we obtain the asymptotic relationship

$$\langle [\Delta_2(\tau)]^3 \rangle \cong \frac{3}{2} D_I(2\tau) \frac{4D_I(\tau) - D_I(2\tau)}{I_0}. \quad (\text{B.12})$$

Substituting this asymptotic relationship into (8)–(10) yields for $m^2 \ll 1$

$$\gamma_2(\tau) \cong \frac{3}{2} \frac{D_I(2\tau)}{[4D_I(\tau) - D_I(2\tau)]^{1/2} I_0}, \quad (\text{B.13})$$

$$\gamma_{2,1}(\tau) \cong 3 [D_I(2\tau)]^{1/2} / I_0, \quad (\text{B.14})$$

$$A_{2,1}(\tau) \cong 3. \quad (\text{B.15})$$

-
1. V. I. Shishov, T. V. Smirnova, S. A. Tyul'bashev, *Astron. Zh.* **82**, 281 (2005) [*Astron. Rep.* **49**, 250 (2005)].
 2. G. Bourgois, *Astron. Astrophys.* **21**, 33 (1972).
 3. G. Bourgois and G. Cheynet, *Astron. Astrophys.* **21**, 26 (1972).
 4. J. W. Armstrong, W. A. Coles, and B. J. Rickett, *J. Geophys. Res.* **77**, 2739 (1972).
 5. V. I. Shishov and A. V. Pynzar', *Izv. Vyssh. Uchebn. Zaved., Radiofiz.* **18**, 506 (1975).
 6. M. Nakagami, in *Statistical Methods in Radio Wave Propagation*, Ed. by W. C. Hoffman (Pergamon, New York, 1960), p. 3.
 7. R. P. Mercier, *Proc. Cambridge Phys. Soc.* **58**, 382 (1962).
 8. V. I. Tatarskii, *Wave Propagation in a Turbulent Medium* (Nauka, Moscow, 1967; McGraw-Hill, New York, 1961).
 9. A. M. Prokhorov, V. F. Bunkin, K. S. Gochelashvily, and V. I. Shishov, *Proc. IEEE* **63**, 790 (1975).
 10. R. J. Hill, R. G. Frehlich, and W. D. Otto, NOAA Tech. Memo. ETL-274, NOAA Environmental Research Laboratories, (Boulder, Colorado, 1996).
 11. R. J. Hill and R. G. Frehlich, *J. Opt. Soc. Amer. A* **14**, 1530 (1997).
 12. D. R. Stinebring, T. V. Smirnova, T. H. Hankins, *et al.*, *Astrophys. J.* **539**, 300 (2000).
 13. V. I. Shishov, T. V. Smirnova, W. Sieber, *et al.*, *Astron. Astrophys.* **404**, 557 (2003).
 14. T. V. Smirnova, V. I. Shishov, W. Sieber, *et al.*, *Astron. Astrophys.* (2005) (in press).
 15. S. M. Rytov, *Vvedenie v statisticheskuyu radiofiziku* (Introduction to Statistical Radio Physics) (Nauka, Moscow, 1966) [in Russian].

Translated by G. Rudnitskiĭ