

The role of reconnection in the pulsar magnetosphere

Ioannis Contopoulos

Research Center for Astronomy, Academy of Athens, GR-11527 Athens, Greece, e-mail:
icontop@academyofathens.gr

Received 28 June 2006 / Accepted 2 October 2006

Abstract.

The present work is our first attempt to understand the role of reconnection in the pulsar magnetosphere. Our discussion is based on the observationally inferred fact that, as the pulsar spins down, the region of closed corotating dipolar field lines grows with time. This implies that reconnection must take place in the magnetosphere. We argue that non-dissipative reconnection along the equatorial current sheet allows for the continuous channeling of pulsar spindown energy into particle energy, all the way from the light cylinder to the pulsar wind termination shock, and we propose that this effect may account for the low σ_{shock} values inferred by observations. We present a simple model that allows us to relate the magnetic diffusivity in the equatorial current sheet to an observable pulsar parameter, the braking index n . When $n \sim 1$, the global structure of the magnetosphere approaches that of a relativistic split monopole where the pulsar spindown energy is carried by the electromagnetic field. However, for values of $n \gtrsim 1.5$, almost all field lines close inside the pulsar wind termination shock, and thus most of the electromagnetic pulsar spindown energy flux is effectively transformed into particle energy in the equatorial current sheet.

Key words. Pulsars, magnetic fields, reconnection

1. Introduction

In the past few years, several steps have been taken that improved our understanding of the electrodynamic structure of the pulsar magnetosphere (Michel 1991; Contopoulos, Kazanas, Fendt 1999 (hereafter CKF); Mestel 1999; Bogovalov 1999; Spitkovsky 2006)). A canonical paradigm begins to emerge, namely that a magnetized rotating neutron star with polar magnetic field $B_* \sim 10^{13}$ G, mass $M_* \sim 1.4M_\odot$, radius $r_* \sim 10$ km, and angular velocity Ω loses rotational kinetic energy at a rate

$$\dot{E}_{kin} = \frac{2}{5} M_* r_*^2 \Omega \dot{\Omega} \quad (1)$$

through electromagnetic torques in its magnetosphere. The poloidal structure of the pulsar magnetosphere remains dipolar-like (closed) from the surface of the rotating central neutron star to a distance

$$r_{open} \leq r_{lc} = \frac{c}{\Omega} \quad (2)$$

(r_{lc} is the so called ‘light cylinder’). Beyond r_{open} , the poloidal structure of the magnetosphere becomes monopole-like (open). The total amount of open poloidal magnetic flux is of the order of

$$\Psi_{open} = 1.23 \frac{\pi B_* r_*^3}{r_{open}}. \quad (3)$$

The magnetic field along the open monopole-like magnetic field lines is wound backwards in the azimuthal direction by the neutron star rotation, and a toroidal magnetic field is generated. The source of the toroidal field is a poloidal electric current whose distribution along the open field lines is given by

$$I(\Psi) \approx -\frac{\Omega \Psi}{4\pi} \left(2 - \frac{\Psi}{\Psi_{open}} \right). \quad (4)$$

when $0 \leq \Psi \leq \Psi_{open}$, and zero outside. This current distribution implies the existence of a singular return electric current sheet flowing along the equator and along the separatrix between open and closed field lines. Beyond distances greater than a few times the light cylinder distance, the dominant field component becomes the azimuthal one. Finally, the electromagnetic spindown luminosity is given by

$$L = \frac{\Omega^2 \Psi_{open}^2}{6\pi^2 c}. \quad (5)$$

Note that eqs. 3, 4 and 5 are valid for an aligned rotator. The case of an oblique rotator remains under investigation (Bogovalov 1999; Spitkovsky 2006; Contopoulos 2006). We have introduced here a cylindrical system of coordinates (r, z, ϕ) aligned with the central rotating neutron star. We have also introduced the magnetic flux Ψ as

$$\mathbf{B}_p \equiv \nabla \times \left(\frac{\Psi}{2\pi r} \hat{\phi} \right), \quad (6)$$

where \mathbf{B}_p is the poloidal component of the magnetic field. Furthermore, $(\dot{}) \equiv \partial(\dots)/\partial t$.

In developing the above paradigm, there has been almost general agreement within the astrophysics community that the global structure of the pulsar magnetosphere may be described by the ideal MHD formalism, except for regions of finite extent such as regions of particle acceleration along the magnetic field (polar gaps (e.g. Daugherty & Harding 1982), slot gaps (Harding & Muslimov 2005), outer gaps (e.g. Romani & Yadigaroglu 1995), light cylinder dissipation regions (e.g. Mestel & Shibata 1994), etc.), and current sheets which, as we will see, seem to be of fundamental importance to the electrodynamics of the system. The above regions where perfect coupling between particles and the magnetic field breaks down influence the solution of the ideal MHD problem through the boundary conditions. We have dealt with the presence of particle acceleration gaps in previous papers (Contopoulos 2005; Contopoulos & Spitkovsky 2006).

We have shown there that particle acceleration along the magnetic field ‘consumes’ a certain amount of electric potential $V_{gap} \sim 10^{13}$ V (e.g. Hirschman & Arons 2001) from the total ‘available’ electromotive potential

$$V = \frac{\Psi_{open}}{2\pi r_{lc}} \sim 10^{13-17} \text{ Volt} \quad (7)$$

that develops on the surface of the rotating neutron star, and therefore, only the remaining amount is available to establish the global ideal MHD magnetosphere. In general, $V_{gap} \ll V$, except for pulsars near their death line where $V_{gap} \sim V$, in which case, the presence of particle acceleration gaps has important implications for the neutron star spindown (see Contopoulos & Spitkovsky 2006).

In the present work, we deal with the second region where ideal MHD breaks down, namely the global magnetospheric current sheet. In order to understand how reconnection may work in the pulsar magnetosphere, we begin in § 2 with the presentation of a simple magnetostatic analog. In § 3, we argue that reconnection does take place, and in § 4 we show that reconnection extends from the light cylinder to the pulsar wind termination shock, and that it modifies the global structure of the pulsar magnetosphere. In § 5 we discuss the significance of reconnection for the acceleration of the pulsar wind to the low σ_{shock} values inferred by observations. Finally, in § 6 we present a summary of our conclusions.

2. A simple magnetostatic analog

The role of current sheets in ideal MHD is to help accommodate the requirements imposed on the system by the specific boundary conditions of the particular problem under investigation. In order to illustrate our point, let us consider a simple non-relativistic axisymmetric system consisting of a magnetostatic dipole surrounded by an equatorial thin disk of half-thickness

$$h \ll r, \quad (8)$$

with a hole inside a radius $r = r_{open}$. The magnetic field structure may be obtained as a solution of the force-free (and current-free outside the disk) problem described by

$$\nabla \times \mathbf{B} = 0, \quad (9)$$

or equivalently

$$\frac{\partial^2 \Psi}{\partial r^2} - \frac{1}{r} \frac{\partial \Psi}{\partial r} + \frac{\partial^2 \Psi}{\partial z^2} = 0, \quad (10)$$

with boundary conditions a) dipolar field at the center, and b) horizontal field right above and below the thin disk,

$$B_r(r < r_{open}; z = 0) = 0, \text{ and} \quad (11)$$

$$B_z(r \geq r_{open}; z = h) = B_z(r \geq r_{open}; z = -h) = 0. \quad (12)$$

These particular boundary conditions determine the magnetic field structure shown in fig. 1, which further implies the presence of a current sheet in the azimuthal direction all along the surface of the infinitely thin disk. Note that, because of the symmetry of the problem, $B_r(r; z) = -B_r(r; -z)$, $B_\phi(r; z) = -B_\phi(r; -z)$, and $B_z(r; z) = B_z(r; -z)$.

The reader may have already noticed that the field structure obtained in the infinite conductivity case, fig. 1, is *very similar* to the poloidal magnetic field structure of the CKF solution¹. Moreover, one realizes that the assumption of infinite conductivity (i.e. no field reconnection) has been central in obtaining the CKF solution, where we required that field lines open up beyond a certain radius r_{open} , and never again reconnect.

Now, let us assume that, once the solution shown in fig. 1 is established, we somehow introduce a small amount of resistivity (or equivalently diffusivity) in the disk. Formerly open magnetic field lines will now close accross the disk and will slowly begin to diffuse inward. If the diffusion is slow enough, we may approximate the magnetic field evolution as a sequence of force-free equilibria outside the resistive thin disk, coupled to the magnetic field threading the disk. The evolution of the latter is determined by the induction equation inside the disk,

$$\dot{\mathbf{B}} = -c\nabla \times \mathbf{E} = \nabla \times (\mathbf{v} \times \mathbf{B} - \eta \nabla \times \mathbf{B}). \quad (13)$$

We have made use here of the generalized Ohm's law

$$\mathbf{E} + \frac{\mathbf{v} \times \mathbf{B}}{c} = \frac{\eta}{c} \nabla \times \mathbf{B}, \quad (14)$$

where \mathbf{v} and η are the matter velocity and magnetic diffusivity in the disk respectively. The z -component of eq. 13 yields

$$\dot{B}_z(z=0) = \frac{1}{r} \frac{\partial}{\partial r} \left(-rv_r B_z - \eta r \frac{\partial B_r}{\partial z} \right), \quad (15)$$

or equivalently

$$\dot{\Psi} = -2\pi r v_r B_z - 2\pi \eta r \frac{\partial B_r}{\partial z} \approx -2\pi r v_r B_z - 2\pi \eta r \frac{B_r(z=h)}{h} \quad (16)$$

(we have made use here of the fact that the disk is thin, and hence $\partial/\partial z \gg \partial/\partial r$). When a flow field is present in the disk, as is the case for the pulsar magnetosphere, the magnetic flux evolution will be determined by the imbalance between advection and diffusion (first and second terms in the r.h.s. of eq. 16 respectively). In the present section, we will only consider the simplest case $\mathbf{v} = 0$. A radial equatorial flow with $\mathbf{v} \approx c\hat{\mathbf{r}}$ will be introduced in the next section.

One may evolve the above system of equations (eqs. 10 & 16), as follows:

1. Start with any initial distribution $B_z(r \geq r_{open}; z = 0; t = 0)$ in the disk (in the example discussed here, we take $B_z(r \geq r_{open}; z = 0; t = 0) = 0$).

¹ The equatorial boundary conditions, eqs. 11 & 12, are the same as in the CKF problem (described by eq. 32 below). Therefore a solution of eq. 10 'kills' the first part in the l.h.s. of eq. 32. Moreover, around and beyond the light cylinder, the r.h.s. balances the second part in the l.h.s. of eq. 32.

2. Solve eq. 10 to obtain the field structure above and below the disk. This also yields the distribution $B_r(r \geq r_{open}; z = h; t = 0)$ on the surface of the disk.
3. Obtain the distribution $B_z(r \geq r_{open}; z = 0; t = t + dt)$ by evolving eq. 16 for one time step dt .
4. Repeat steps 1 to 3 to obtain the field evolution at all times t .

A sequence of field equilibria is shown in fig. 2, where timescales are normalized to the characteristic time $r_{open}h/\eta$. One sees that, if we allow for an infinitesimally small amount of magnetic diffusivity in the disk, given enough time, the field structure will approach asymptotically the structure of an isolated magnetostatic dipole (in that case, $B_r(z = h) \approx B_r(z = 0) = 0$, and thus, $\dot{\Psi} = 0$). We emphasize that this would not have been possible, had we insisted that the disk were infinitely conductive, as is the case in fig. 1.

Up to now, we have ignored the large radial magnetic stresses that develop inside the thin disk in the presence of reconnection (see fig. 2). The infinite conductivity solution shown in fig. 1 is stress-free, and therefore it is valid even for a non-rigid disk. However, in that case the solution would be unstable, and any small perturbation would result in global magnetospheric oscillations. Any small amount of dissipation would damp those oscillations, and the field structure would approach asymptotically the structure of the isolated magnetostatic dipole, which is the structure with the lowest possible magnetic field energy (asymptotically, $B \propto r^{-3}$ for the dipole, and $\propto r^{-2}$ for the solution shown in fig. 1 respectively). We conclude that the sequence of field equilibria shown in fig. 2 will take place only if the equatorial disk is ‘rigid enough’ to hold the radial magnetic stress that develops because of the presence of reconnection.

3. An argument for reconnection

We will now argue that reconnection does indeed take place in the pulsar magnetosphere. We would like to note that, although magnetic reconnection is believed to play a very important role in various systems of physical and astrophysical interest (flares in the solar corona, planetary magnetospheres, laboratory plasmas, etc.), we know very little about the physical processes that control reconnection in other astrophysical systems like pulsar magnetospheres and accretion disks. Although it is customary to assume conditions of infinite conductivity, in the case of the pulsar magnetosphere, we will see that this is not justified by observations.

One thing we are certain about pulsars is that they spin down. We also believe that the spin-down is due to magnetospheric torques. Equating the magnetospheric energy loss (eq. 5) to the observed stellar spindown (eq. 1), one obtains a relation between $\dot{\Omega}$ and Ω , namely that

$$\dot{\Omega} = \frac{5}{8} \frac{B_*^2 r_*^4}{M_* c r_{open}^2} \Omega \quad (17)$$

Furthermore, in the case of the six pulsars of table 1, $\dot{\Omega}$ is found to be proportional to some power of Ω

$$\dot{\Omega} \propto \Omega^n, \quad (18)$$

where n , the braking index, has been observed to have values between 1 and 3. This implies that

$$\frac{r_{open}}{r_{lc}} = \left(\frac{\Omega}{\Omega_o} \right)^{\frac{3-n}{2}} < 1 \quad (19)$$

(and in fact, in some cases, $r_{open}/r_{lc} \ll 1$). We have assumed here that n remains unchanged throughout the pulsar's lifetime (a simplification), and that $r_{open} = r_{lc}$ at pulsar birth when $\Omega = \Omega_o$. If we assume that there is no reconnection, we imply that Ψ_{open} , and consequently r_{open} , remain fixed to the value they attained at pulsar birth. This is equivalent to $\dot{\Omega} \propto \Omega$, and therefore $n = 1$, which is not what is observed.

We conclude that in order to account for braking index values $n > 1$ in our standard picture of electromagnetic pulsar spindown, reconnection has to take place somewhere in the pulsar magnetosphere outside r_{open} . As we will see in the next section, the natural place to look for it is the equatorial current sheet that develops outside r_{open} . We may obtain an estimate of reconnection, by calculating the rate of decrease of open magnetic flux as the pulsar spins down,

$$\dot{\Psi}_{open} = \frac{(n-1)}{2} \Psi_{open} \frac{\dot{\Omega}}{\Omega} \sim -10^{-3} \frac{\Psi_{open}}{\text{year}} \quad (20)$$

(see table 1). We would like to emphasize here that the fact that $\dot{\Psi}_{open} \neq 0$ has nothing to do with the fact that the pulsar spins down. Even in the theoretical case where some artificial source of energy kept Ω unchanged, as long as $r_{open} < r_{lc}$ the closed line region would grow against the open line region at a rate determined by eq. 16. This realization allows us to relate the magnetic diffusivity in the equatorial current sheet immediately outside r_{open} to the observable pulsar parameters, namely that

$$\frac{\eta}{hc} \sim \frac{|\dot{\Psi}|}{2\pi r r_{lc} \Omega B_r(r; z=h)} \Big|_{r=r_{open}^+} + \frac{|B_z|}{B_r(r; z=h)} \Big|_{r=r_{open}^+}. \quad (21)$$

We have introduced here a radial equatorial flow with $v_r \approx c$ beyond $r = r_{open}$. This accounts for the high Lorentz factor electron-positron outflow that is expected to flow along the open magnetic field lines. Inside the corrotating closed line region $B_r(z=0) = 0$ (see CKF), and therefore just outside r_{open} , $B_r(z=h)$ is also very small (figure 11 in Timokhin 2006). Moreover, in the ideal MHD case (CKF), $B_z(z=0)$ is taken equal to zero beyond r_{open} . In the presence of reconnection we expect that $|B_z| \ll |B_r|$ in the equatorial region beyond r_{open} (see solution in the next section), therefore, we may ignore the second term in the r.h.s. of eq. 21. We thus propose a simple model where η/hc depends only on the braking index n through the following approximate relation,

$$\frac{\eta}{hc} = \kappa(n-1), \quad (22)$$

where the parameter κ will be determined in § 5. This model is consistent with our understanding that, the further n differs from unity, the greater the role of reconnection in the magnetosphere.

We would like to remind the reader that “a braking index that reflects the physics of the pulsar braking mechanism can only be measured for the very youngest pulsars which show either little glitch activity or have been observed for many years, in which case the statistical effect of glitches can be determined” (Hobbs *et al.* 2004). This is why we have restricted our discussion

to the case of the six pulsars of table 1. However, in view of the recent measurements of $\dot{\Omega}$ for many more pulsars (e.g. Johnston & Galloway 1999, Hobbs *et al.* 2004), one might be tempted to also consider values of n very different from the ones in table 1. In the context of our present model, values of $n \gg 1$ may be interpreted as a closed line region growing through very efficient (anomalous?) reconnection $\sim n$ times faster than the dipole canonical value². On the other hand, values of $n \ll 1$ may be obtained when a strong stellar wind acts to open up formerly closed magnetic field lines (e.g. Harding, Contopoulos & Kazanas 1999). In this latter picture, reconnection is irrelevant. One may even speculate that the wide range of n values may reflect a long period (100-1000 years) cyclic evolution of the system between the above two extremes (see Beskin, Biryukov & Karpov 2006).

4. Continuous equatorial reconnection

In the previous section, we have only considered reconnection in the poloidal magnetic field component, which is generated by a corresponding toroidal electric current. The MHD rotator, however, develops also a toroidal magnetic field component B_ϕ with a corresponding poloidal electric current (eq. 4) such that

$$B_\phi = \frac{2I(\Psi)}{cr} . \quad (23)$$

The most natural place one would expect reconnection to take place is the global magnetospheric current sheet where the electric current density is the greatest. We remind the reader that an important element of the force-free ideal MHD solution is the presence of an equatorial current sheet (poloidal + toroidal) that extends from the surface of the star, along the separatrix between open and closed field lines, and along the equator. The poloidal component of this current sheet constitutes the return current for the globally distributed (i.e. non-singular) electric current that flows along the open field lines from the stellar surface to infinity. This particular electric current distribution and therefore the corresponding return current sheet was obtained as an eigenvalue of the problem by requiring that there is no magnetic field discontinuity at the mathematical singularity of the light cylinder. We would like to emphasize this point again: given the particular equatorial boundary condition that we have chosen in CKF, namely that $B_z(r > r_{open}; z = 0) = 0$, the existence of the above global current sheet is inevitable.

As we will now see, the latter choice of equatorial boundary condition is not 100% valid when we introduce nonzero magnetic diffusivity η and half thickness h in the equatorial poloidal current sheet. Because of the symmetry of the problem,

$$\mathbf{B}(r; z = 0) = B_z \hat{\mathbf{z}} , \quad (24)$$

² Other physical mechanisms such as magnetic field decay (e.g. Urpin & van Riper 1993) may also be responsible for higher than normal values of n .

and therefore, when $B_z(z = 0) \neq 0$ a radial component of the magnetospheric poloidal electric field $\mathbf{E} \equiv -r\Omega\hat{\phi} \times \mathbf{B}_p/c$ develops along the surface of the equatorial current sheet, namely

$$E_r(r; z = h) = -\frac{\Omega r}{c} B_z(r; z = h) \approx -\frac{\Omega r}{c} B_z(r; z = 0). \quad (25)$$

For a slowly evolving magnetosphere, the ϕ -component of the induction equation for the equatorial current sheet (eq. 13) implies that

$$\left. \frac{\partial E_r}{\partial z} \right|_{z \sim 0} \approx 0, \quad (26)$$

which further implies that $E_r(z = h) \approx E_r(z = 0)$, or equivalently

$$\Omega r B_z \approx \eta \frac{\partial B_\phi}{\partial z} \approx \frac{\eta B_\phi(z = h)}{h} = \frac{\eta}{hc} \frac{2I(\Psi)}{r}. \quad (27)$$

This may be rewritten as

$$\frac{\partial \Psi}{\partial r} \approx \frac{\eta}{hc} \frac{4\pi I(\Psi)}{\Omega r} \quad (28)$$

for $z = 0$ and $r \geq r_{open}$. Note that interior to r_{open} , $B_r(r; z = 0) = 0$, and therefore the field structure is close to dipolar with

$$\frac{\partial \Psi}{\partial r} \approx -\frac{\Psi}{r}. \quad (29)$$

$I(\Psi)$ is determined similarly to CKF as an eigenvalue of the solution of the force-free magnetosphere outside the current sheet (see below).

The physical meaning of eq. 27 is that the vertical (z) component of the electromagnetic (Poynting) energy flux is nonzero at the surface of the equatorial current sheet,

$$\left. \frac{c}{4\pi} \mathbf{E} \times \mathbf{B} \right|_z = \frac{c}{4\pi} E_r B_\phi(z = h), \quad (30)$$

and hence electromagnetic energy is continuously channeled to the equatorial current sheet where it is transformed into some different (non-electromagnetic) form. As we will see in the next section, it is transformed into particle kinetic energy. Another way to look at eq. 27 is that field lines ‘corotate’ with the neutron star at angular velocity Ω , and therefore, particles ‘trapped’ along field lines would corotate at speeds $r\Omega$ (and at distances $r > r_{lc}$ these would exceed the speed of light) *unless* the equatorial region is diffusive enough for the field line to ‘slip through’ the particles at a rate given by the r.h.s. of eq. 27. This is a generalization of the argument that led us in CKF to propose the boundary condition that $B_z(r > r_{lc}; z = 0) = 0$.

If one knows the distribution of η/h with distance along the equatorial current sheet, eq. 28 together with the special relativistic generalization of eq. 9,

$$(\nabla \times \mathbf{B}) \times \mathbf{B} + 4\pi\rho_e \mathbf{E} = 0, \quad (31)$$

or equivalently

$$\left(1 - \frac{r^2}{r_{lc}^2}\right) \left(\frac{\partial^2 \Psi}{\partial r^2} - \frac{1}{r} \frac{\partial \Psi}{\partial r} + \frac{\partial^2 \Psi}{\partial z^2} \right) + \frac{2}{r} \frac{\partial \Psi}{\partial r} = -\frac{4I(\Psi)}{c^2} \frac{dI(\Psi)}{d\Psi}, \quad (32)$$

yield the structure of the pulsar magnetosphere all the way to the wind termination shock distance $r_{shock} \sim 10^9 r_{open}$. We may expect that, the presence of equatorial reconnection modifies the CKF solution only slightly, with magnetic flux gradually reconnecting along the equator.

In order to obtain a solution for the structure of the global pulsar magnetosphere, we will make the simplification that η/h remains constant at all distances, equal to the value given by eq. 22. We argued that, for small enough values of η/h , the structure of the magnetosphere will not differ much from that of the CKF solution, and in particular, the poloidal electric current distribution will not differ much from eq. 4. In that case, eq. 28 yields

$$\Psi = \Psi_{open} \frac{2}{1 + \left(\frac{r}{r_{open}}\right)^{2\kappa(n-1)}} \quad (33)$$

for $z = 0$ and $r \geq r_{open}$. Given the equatorial distribution of Ψ , we obtain the global magnetospheric structure shown in figs. 3 & 4 for 2 different values of n . Note that we have assumed here that, since reconnection is proportional to the electric current density, the perfect particle-field coupling required in deriving eq. 32 remains valid everywhere throughout the magnetosphere, *except* in regions with very large electric current density, as is the case for the equatorial current sheet.

We are thus in a position to estimate the amount of magnetic flux that will close inside the pulsar wind termination shock as a function of the diffusivity parameter η/hc , and more specifically, as a function of the difference $(n - 1)$. As we will see in the next section, this result may be related to the acceleration mechanism in the pulsar wind.

5. Equatorial reconnection and wind acceleration

We have shown that the small amount of reconnection implied by the observations of pulsar spindown requires the presence of a radial electric field component along the equatorial return current sheet in the pulsar magnetosphere (eq. 25). In other words, a potential drop

$$V_{rec} = \left(1 - \frac{\Psi(r_{shock})}{\Psi_{open}}\right) V \quad (34)$$

develops along the equatorial current sheet, from about the light cylinder to the distance of the pulsar wind termination shock. Here, $\Psi(r_{shock})$ is the amount of magnetic flux that does not close across the equatorial current sheet by the time the pulsar wind reaches the termination shock.

According to reconnection theory (e.g. Priest & Forbes 2000), when the value of the reconnection electric field (in our case E_r as given in eq. 25) is greater than a characteristic value, the Dreicer field defined as

$$E_D = \frac{2\pi e^3 n_e \ln \Lambda}{kT_e}, \quad (35)$$

particles that enter the current sheet get accelerated by the electric field and do not interact during their acceleration process. Here, n_e and T_e are the particle number density and temperature in the current sheet respectively; $\ln \Lambda$ is the Coulomb logarithm. For number densities up to a few orders

of magnitude greater than the local Goldreich-Julian number density (Goldreich & Julian 1969), the radial electric field inside the pulsar magnetosphere equatorial current sheet is found to be orders of magnitude larger than the Dreicer field, as is the case in the geomagnetic tail (see Lyons & Williams 1984 for a review). In this situation, the orbits of individual particles must be calculated by explicit integration of their equations of motion, and the acceleration mechanism is essentially a finite gyroradius effect (i.e. non-MHD). According to that scenario, energy in the magnetic field lines that reconnect accross the current sheet may be transformed into the kinetic energy of the accelerated particles without dissipation into other forms of energy (Speiser 1987 refers to this process as ‘inertial dissipation’). This result is quite encouraging. The equatorial potential drop (eq. 34) is available to accelerate some particles (electrons/positrons) up to Lorentz factors

$$\Gamma_{shock} = \frac{eV}{m_e c^2} \left(1 - \frac{\Psi(r_{shock})}{\Psi_{open}} \right) \sim \left(1 - \frac{\Psi(r_{shock})}{\Psi_{open}} \right) 10^{11}. \quad (36)$$

We have obtained here a perfect particle accelerator, all the way from the light cylinder to the termination shock. It seems thus natural to associate the particle dominated wind that is inferred observationally in the case of the Crab pulsar (Rees & Gunn 1974; Kennel & Coroniti 1984) with the particles that belong to the equatorial current sheet (mainly positrons/electrons for an aligned/counter-aligned rotator respectively). In a realistic pulsar, the finite angle between the magnetic and rotation axes, and the finite scale height h of the equatorial current sheet will lead to a finite opening of the equatorial particle dominated pulsar wind. Note that our picture of gradual poloidal + toroidal magnetic field reconnection is different from the reconnection of the toroidal magnetic field that has been proposed as a source of the pulsar wind acceleration in a ‘stripped wind’ (Coroniti 1990; Michel 1994; Lyubarsky & Kirk 2001).

We have started to investigate the relativistic dissipationless acceleration of particles in the equatorial current sheet (Contopoulos, Gontikakis & Eftymiopoulos, in preparation). This by itself is a very promising new area of research. The dynamics of the equatorial current sheet will also be studied. In particular, in analogy to the issue of the rigidity of the conducting disk in our simple magnetostatic analog of § 2, we need to address the issue of the stability of the current sheet in the presence of the radial magnetic stresses that develop accross it due to reconnection. It is interesting that the ideal MHD CKF solution implies that the current sheet is electrically charged (the vertical component of the electric field on the surface of the current sheet, $E_z = \Omega r B_r / c$, changes sign accross it), and therefore, we expect that the radial electric field E_r that develops along it contributes to counteract the radial magnetic stress. Note that dissipationless particle acceleration due to reconnection in the equatorial current sheet was first discussed in Romanova, Chulsky & Lovelace 2005. Our presentation, however, differs from theirs in that we tried to relate the toroidal magnetic field reconnection to the global redistribution of the poloidal magnetic field in the pulsar magnetosphere. This may also be seen from the fact that our equatorial radial electric field scales as $(r/r_{lc})^{-1-\epsilon}$ with $\epsilon \ll 1$, whereas in their work it drops much faster with distance as $(r/r_{lc})^{-2}$.

We will conclude here with a discussion of the overall energy balance in the pulsar magnetosphere. In our simple picture of constant η/h , we may estimate the fraction of the total spindown energy flux that remains in the form of electromagnetic field energy by the time we reach the pulsar wind termination shock,

$$\begin{aligned} \frac{L(\Psi(r_{shock}))}{L(\Psi_{open})} &\approx \frac{\int_{\Psi=0}^{\Psi(r_{shock})} I(\Psi) d\Psi}{\int_{\Psi=0}^{\Psi_{open}} I(\Psi) d\Psi} = \frac{3}{2} \left(\frac{\Psi(r_{shock})}{\Psi_{open}} \right)^2 \left[1 - \frac{1}{3} \frac{\Psi(r_{shock})}{\Psi_{open}} \right] \\ &\sim 2 \left[1 + 3 \left(\frac{r_{shock}}{r_{open}} \right)^{2\kappa(n-1)} \right]^{-1} \cdot \left[1 + \left(\frac{r_{shock}}{r_{open}} \right)^{2\kappa(n-1)} \right]^{-3} \end{aligned} \quad (37)$$

(e.g. Gruzinov 2005). The rest of the spindown energy flux is gradually channeled to the particles along the equatorial sheet. It is very tempting to associate the inferred values of σ_{shock} (defined as the ratio of energy flux in the electromagnetic field to the energy flux in the particles at the pulsar wind termination shock), with the of energy flux estimated above remaining in the form of electromagnetic field energy to the energy flux transferred to the particles in the equatorial current sheet. It is interesting that if we fix our only free parameter to the value

$$\kappa = 0.05, \quad (38)$$

we are able to produce estimates for both the Crab and Vela observationally inferred values of σ_{shock} (see table 1).

6. Summary and conclusions

We have presented here a new picture for the global structure of the pulsar magnetosphere, where field lines remain closed even beyond the light cylinder (figs. 3 & 4). This is only possible if we take into account the effect of magnetic field reconnection accross the equatorial magnetospheric current sheet. We argue that observations of braking index values $n > 1$ allow us to infer that reconnection is indeed at work in the pulsar magnetosphere, and we produce an estimate of the reconnection time scale (eq. 20; table 1). In fact, we propose to quantify the amount of effective magnetic diffusivity as being proportional to the difference $(n - 1)$ (eqs. 21, 22). In our model, the neutron star spindown energy carried in the form of electromagnetic Poynting flux is gradually directed towards the equator where it is channeled to the particles along the equatorial sheet with no radiation losses (eq. 37). Without considering the details of dissipationless particle acceleration, we argue that individual particles may reach very high Lorentz factors (eq. 36). Finally, we discuss the issue of the very low σ_{shock} values inferred at the pulsar wind termination shock. In our picture the regions of field and particle dominated flow are physically separated, and we can estimate the ratio of the respective energy fluxes. If then we assume that these regions somehow mix at the termination shock, we are able to estimate the values of σ_{shock} . When we calibrate our diffusivity parameter (eq. 22) in order to obtain a σ_{shock} value relevant to the Crab pulsar wind termination shock, all σ_{shock} values lie in the range $10^{-2} - 10^{-3}$ *except* for the Vela pulsar where σ_{shock} is believed to have a value close to unity. Thus, the Vela pulsar is singular,

because it has a much higher value of σ_{shock} , together with a much lower value of the braking index n . Our present work offers a physical picture where the above two observed parameters are related. It is interesting that Vela is also singular in that it shows a very strong glitch activity. This may contribute to a more effective loading of the magnetosphere with charges, and thus explain the reduced effective magnetic diffusivity in the equatorial current sheet.

We conclude that collisionless relativistic reconnection along the equatorial current sheet may play a fundamental role in determining both the near and large scale structure of the pulsar magnetosphere, and in accounting for the acceleration of the pulsar wind, therefore, it certainly deserves further investigation.

Acknowledgements. We would like to thank Roger Romani and Anatoly Spitkovsky for their strong criticism that led us to reconsider certain parts of the present work. We would also like to thank Christos Efthymiopoulos and Constantinos Gontikakis for introducing us to the field of collisionless reconnection.

References

- Beskin, G., Biryukov, A. & Karpov, S. 2006, astro-ph/0603375
- Bogovalov, S. 1991, A&A, 349, 1017
- Bogovalov, S. & Tsinganos, K. 1999, MNRAS, 305, 211
- Contopoulos, I. 2005, A&A, 442, 579
- Contopoulos, I. 2006, in 363rd Heraeus seminar on Neutron Stars and Pulsars, MPE-Report No. 291
- Contopoulos, I., Kazanas, D. & Fendt, C. 1999, ApJ, 511, 351
- Contopoulos, I. & Spitkovsky, A. 2006, ApJ, 643, 1139
- Coroniti, F. V. 1990, ApJ, 349, 538
- Daugherty, J. K. & Harding, A. K. 1982, ApJ, 252, 337
- Goldreich, P. & Julian, W. H. 1969, ApJ, 157, 869
- Gruzinov A. 2005, Phys. Rev. Lett., 94
- Harding, A. K., Contopoulos, I. & Kazanas, D. 1999, ApJ, 525, 125
- Harding, A. K. & Muslimov, A. 2005, Ap&SS, 297, 63
- Hibschman, J. A. & Arons, J. 2001, ApJ, 554, 624
- Hobbs, G., Lyne, A. G., Kramer, M., Martin, C. E. & Jordan, C. 2004, MNRAS, 353, 1311
- Johnston, S. & Galloway, D. 1999, MNRAS, 306, L50
- Kennel, C. F. & Coroniti, F. V. 1984, ApJ, 283, 6994
- Lyons, L. R. & Williams, D. J. 1984, 'Quantitative Aspects of Magnetospheric Physics' (Dordrecht: Reidel)
- Lyubarsky, Y. & Kirk, J. G. 2001, ApJ, 547, 437
- Mestel, L. 1999, 'Stellar Magnetism' (Oxford: Clarendon)
- Mestel, L. & Shibata, S. 1994, MNRAS, 271, 621
- Michel, F. C. 1991, 'Theory of Neutron Star Magnetospheres' (Chicago: Univ. Chicago Press)
- Michel, F. C. 1994, ApJ, 431, 397
- Priest, E. & Forbes, T. 2000, 'Magnetic Reconnection' (Cambridge: UK)
- Rees, M. J. & Gunn, J. F. 1974, MNRAS, 167, 1
- Romani, R. W. & Yadigaroglu, I-A 1995, ApJ, 438, 314
- Romanova, M. M., Chulsky, G. A. & Lovelace, R. V. E. 2005, ApJ, 630, 1020

Speiser, T. W. 1987, *Phys. Scripta*, T18, 119

Spitkovsky, A. 2006, *ApJ*, 648, L51

Timokhin, A. N. 2006, *MNRAS*, 368, 1055

Urpin, V. A. & van Riper, K. A. 1993, *ApJ*, 411, L87

	n	$\frac{\eta}{hc}$	r_{open} (10^8 cm)	r_{lc} (10^8 cm)	$\frac{\psi_{open}}{ \psi_{open} }$ (10^3 years)	σ_{shock}	$\frac{L_{field}}{L_{particles}}$
Crab	2.515	0.08	1.2	1.6	3	$10^{-2} - 10^{-3}$	8×10^{-3}
Vela	1.4	0.02	0.7	4.3	113	$1 - 10^{-1}$	7×10^{-1}
PSR 1509-58	2.84	0.09	5.8	7.2	3		4×10^{-3}
PSR B0540-69	2.140	0.06	1.2	2.4	6		4×10^{-2}
PSR J1846-0258	2.65	0.08	8.4	15.5	2		8×10^{-3}
PSR J1119-6127	2.91	0.10	16.5	19.5	3		4×10^{-3}

Table 1. Characteristic parameters for the 6 pulsars with measured values of the braking index n .

In estimating r_{open} we assumed an initial period of 1 msec at pulsar birth. We took here $\eta/hc = 0.05(n - 1)$, and $r_{shock} \sim 0.1$ pc.

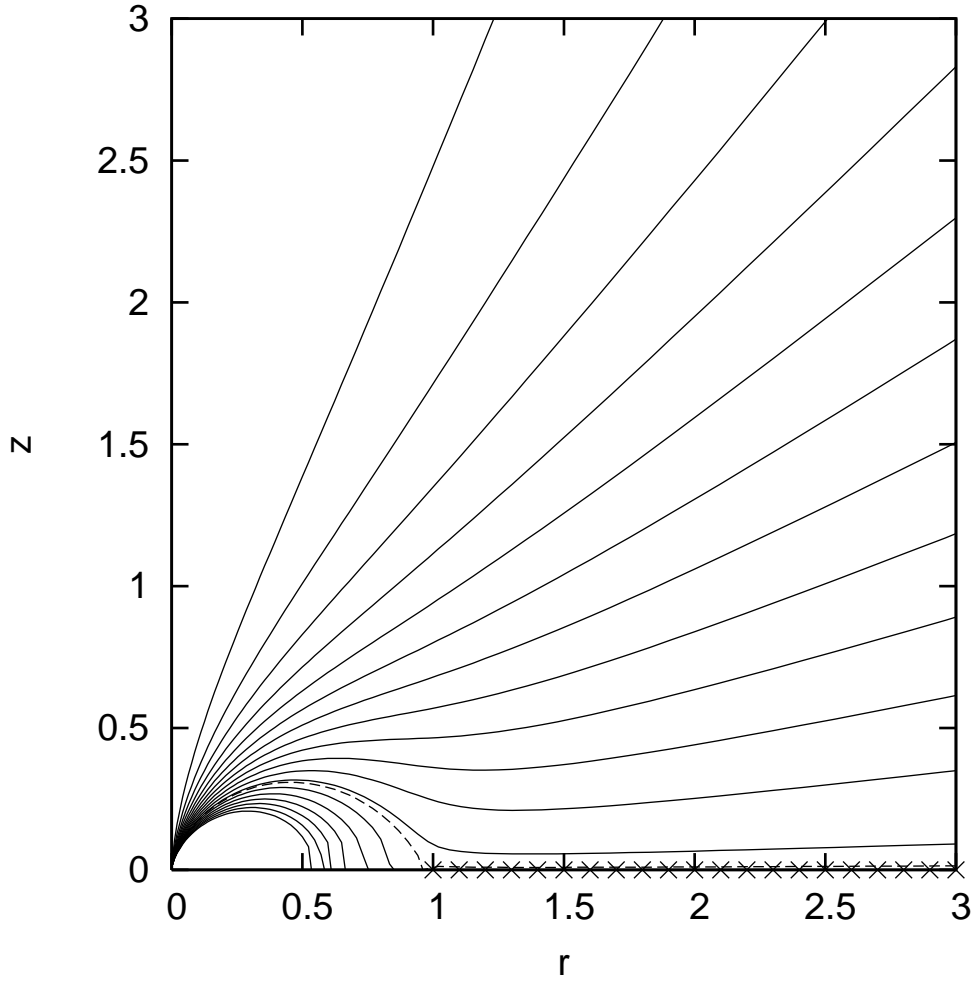


Fig. 1. The poloidal magnetic field structure of a magnetic dipole surrounded by an infinitely conducting thin disk with a hole inside some radius r_{open} . The disk is denoted schematically with a line of x's along the equator. Length units are normalized to r_{open} . Solid lines correspond to magnetic flux intervals of $0.1\Psi_{dipole}$, where Ψ_{dipole} is defined as the amount of magnetic flux of a pure dipole that would cross the equator at distances greater or equal to r_{open} . The dashed line denotes the separatrix $\Psi = \Psi_{open} = 1.23\Psi_{dipole}$ between open and closed field lines. There is a close similarity between the present solution and the poloidal structure of the CKF magnetosphere (CKF).

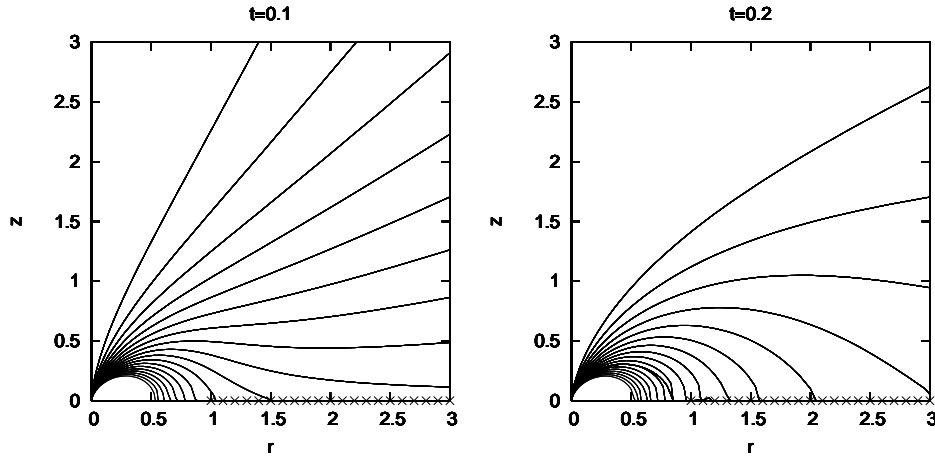


Fig. 2. A typical sequence of poloidal magnetic field configurations when we introduce magnetic diffusivity in the equatorial disk of fig. 1. Units same as in fig. 1. Time is normalized to the characteristic timescale $r_{open}h/\eta$, where η and $h \ll r$ are the disk magnetic diffusivity and half thickness respectively. Note the development of large radial stresses in the interior of the rigid diffusive disk. In the limit $t \rightarrow \infty$, the magnetic field configuration approaches that of a pure magnetostatic dipole, which is a stress-free configuration.

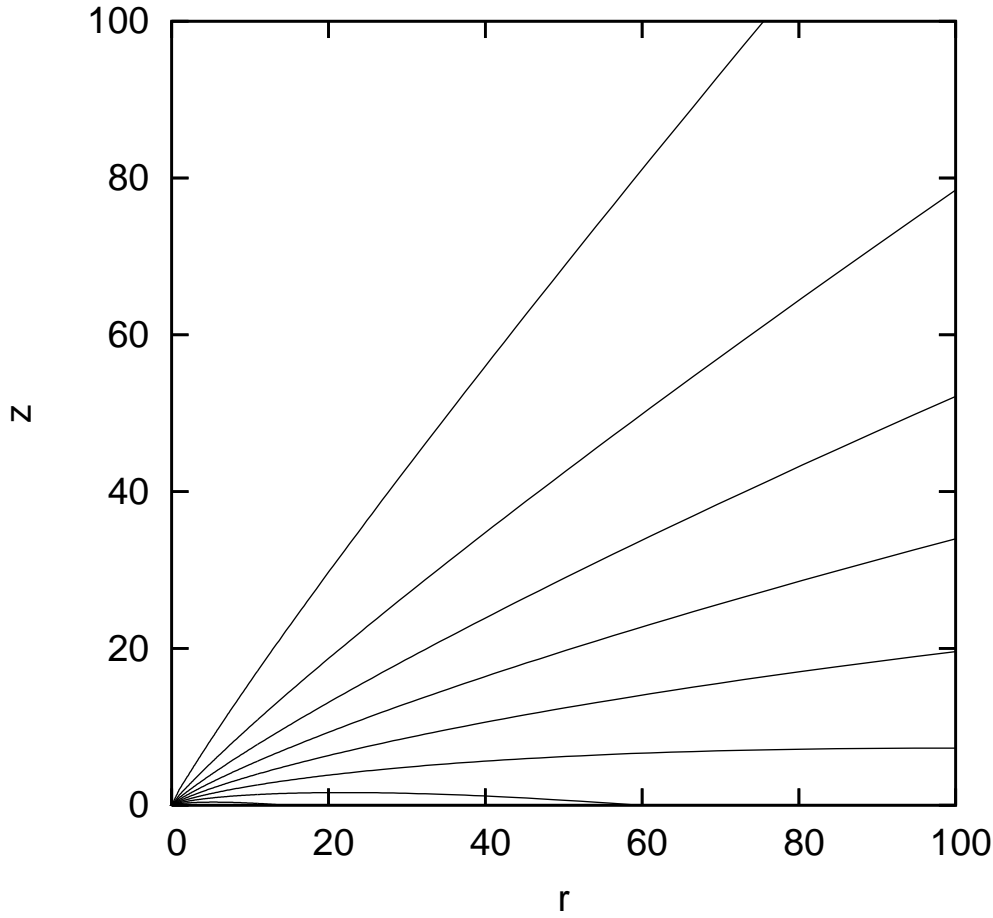


Fig. 3. The modified structure of the large scale axisymmetric pulsar magnetosphere when we account for magnetic diffusivity in the equatorial current sheet. Units same as in fig. 1. We set $\eta/h = 0.08c$, a value that we believe is relevant for the Crab pulsar magnetosphere (see text). One sees the closing of the magnetosphere accross the equatorial current sheet. Note that an amount of poloidal magnetic flux equal to about $0.3\Psi_{open}$ reconnects accross the equatorial current sheet inside about $100r_{lc}$.

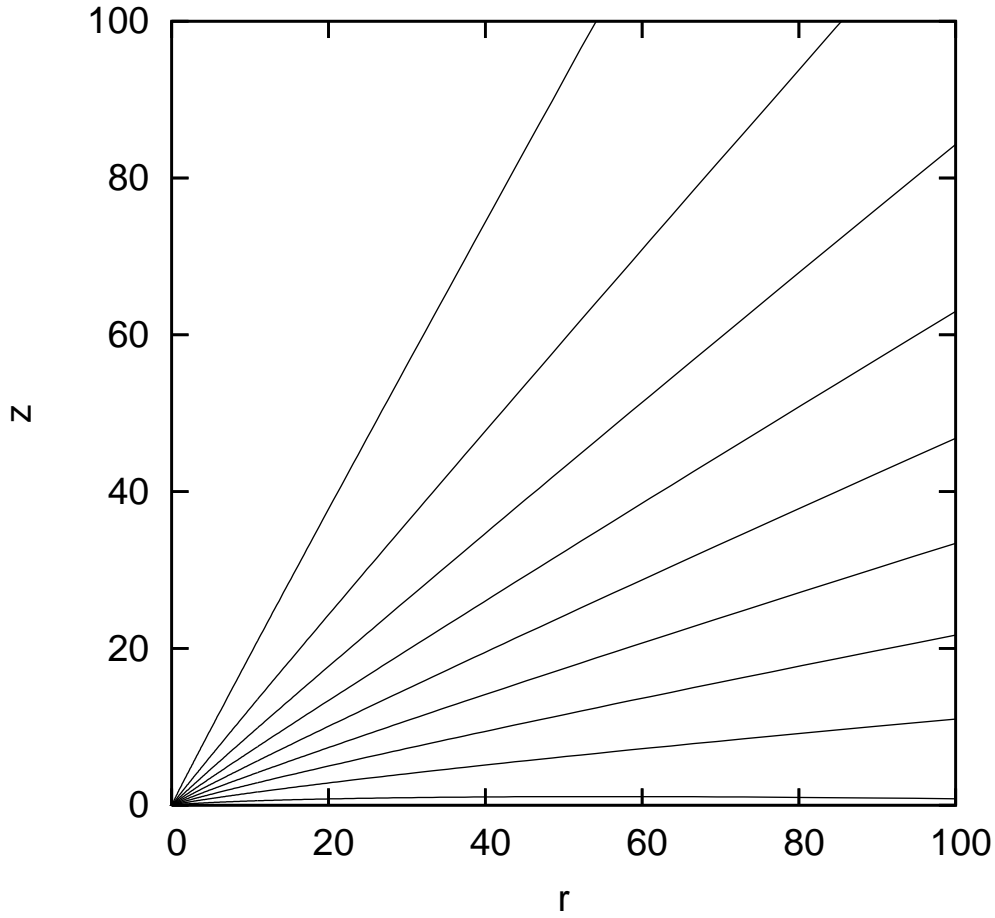


Fig. 4. Same as fig. 3 with $\eta/h = 0.02c$, a value that we believe is relevant for the Vela pulsar magnetosphere (see text). The closing of the magnetosphere accross the equatorial current sheet is slower when the current sheet magnetic diffusivity is smaller. Note that the amount of poloidal magnetic flux that reconnects inside about $100r_{lc}$ is equal to about $0.1\Psi_{open}$, i.e. smaller than in fig. 3