

Reconstructing Dark Energy

Varun Sahni^a and Alexei Starobinsky^b

^a*Inter-University Centre for Astronomy and Astrophysics, Post Bag 4, Ganeshkhind, Pune
411 007, India*

varun@iucaa.ernet.in

^b*Landau Institute for Theoretical Physics, Kosygina 2, Moscow 119334, Russia
alstar@landau.ac.ru*

This review summarizes recent attempts to reconstruct the expansion history of the Universe and to probe the nature of dark energy. Reconstruction methods can be broadly classified into parametric and non-parametric approaches. It is encouraging that, even with the limited observational data currently available, different approaches give consistent results for the reconstruction of the Hubble parameter $H(z)$ and the effective equation of state $w(z)$ of dark energy. Model independent reconstruction using current data allows for modest evolution of dark energy density with redshift. However, a cosmological constant (= dark energy with a constant energy density) remains an excellent fit to the data. Some pitfalls to be guarded against during cosmological reconstruction are summarized and future directions for the model independent reconstruction of dark energy are explored.

1. Introduction

The accelerated expansion of the universe has now been confirmed by several independent observations including those of high redshift type Ia supernovae, and the cosmic microwave background (CMB) combined with the large scale structure of the Universe^{1,2,3,4,5}. Another way of presenting this kinematic property of the Universe is to postulate the existence of a new entity – dark energy (DE). This latter statement is dynamical in nature and therefore requires some assumptions to be made about the form of gravitational field equations governing the evolution of the (observed part of the) Universe.

Although observationally well established, no single theoretical model provides an entirely compelling framework within which cosmic acceleration or DE can be understood. Indeed, the very many models of DE existing in the literature illustrate that its nature is still very much an enigma. At present, all existing observational data are in agreement with the simplest possibility of DE being a cosmological constant Λ with $\rho_\Lambda = \Lambda/8\pi G = \text{const} \simeq 10^{-47}\text{GeV}^4$ (inside $\sim 2\sigma$ error bars in the worst case).^a This case is internally self-consistent and non-contradictory. The extreme smallness of the cosmological constant expressed in either Planck, or even

^a $\hbar = c = 1$ is used throughout the paper.

atomic units means only that its origin is *not* related to strong, electromagnetic and weak interactions (in particular, to the problem of the energy density of their vacuum fluctuations).^b Although in this case DE reduces to only a single fundamental constant we still have no derivation from any underlying quantum field theory for its small value.

Within this context it is but natural that other possibilities admitting a (slightly) variable dark energy have also been actively studied by the scientific community in recent years. Moreover, it is interesting that properties of the currently observed ‘late DE’ are *qualitatively* similar to those of an ‘early DE’ which is believed to have given rise to accelerated expansion (inflation) in the early Universe. However in the case of the latter, there are sufficient grounds to support the view that ‘early DE’ was unstable and, thus, more complicated than a cosmological constant. So, it is natural to conjecture by analogy that the same might also be true of ‘late DE’.

DE models proposed to account for the present cosmic acceleration include:

- (i) Quiescence with $w \equiv p_{DE}/\rho_{DE} = \text{constant}$, the cosmological constant Λ ($w = -1$) is a special member of this class.
- (ii) Quintessence models which are inspired by the simplest class of inflationary models of the early Universe and employ a scalar field rolling down a potential $V(\phi)$ to achieve late-time acceleration. Quintessence potentials with $V''V/(V')^2 \geq 1$ have the attractive property that dark energy approaches a common evolutionary ‘tracker path’ from a wide range of initial conditions.
- (iii) The Chaplygin gas model (CG) has the equation of state $p \propto -1/\rho$ and evolves as $\rho = \sqrt{A + B(1+z)^6}$ where z is the redshift, $z \equiv a(t_0)/a(t) - 1$. It therefore behaves like dark matter at early times ($z \gg 1$) and like the cosmological constant at late times. CG appears to be the simplest model attempting to unify DE and non-baryonic cold dark matter.
- (iv) ‘Phantom’ DE ($w < -1$).
- (v) Oscillating DE.
- (vi) Models with interactions between DE and dark matter.
- (vii) Scalar-tensor DE models.
- (viii) Modified gravity DE models in which the gravitational Lagrangian is changed from R to $F(R)$ where R is the scalar curvature and F is an arbitrary function.
- (ix) Dark energy driven by quantum effects.
- (x) Higher dimensional ‘braneworld’ models in which acceleration is caused by the leakage of gravity into extra dimensions.
- (xi) Holographic dark energy, etc.

See the reviews ^{6,7} for an exhaustive list of models and references. However, none of these models leads to the reduction of the number of fundamental constants (parameters in the microscopic Lagrangian) as compared to standard Λ CDM. In

^bHowever, the empirical relation $\rho_\Lambda \sim m_\nu^4$ where m_ν is some characteristic neutrino rest-mass (the lightest one ?) suggests that vacuum energy of the interaction responsible for non-zero neutrino rest-masses may be relevant for a non-zero Λ .

other words, at the current state-of-the-art, DE requires at least one new parameter whose value is set from observations.

Models with variable DE can be broadly divided into two main classes:

1. Physical DE, in these models DE is the energy density of some new, very weakly interacting physical field.

2. Geometrical DE (otherwise dubbed modified gravity models). In these models the gravity equations do not coincide with those of Einsteinian general relativity. However, it is usually possible to re-write the new equations in the conventional *Einsteinian* form by transferring all additional terms from the l.h.s. into the r.h.s. of the Einstein equations and referring to them as an effective energy-momentum tensor of DE (see Sec. 2 below). (Precisely this happened to the cosmological constant which originally appeared in the l.h.s. of Einstein's field equations but is now felt by many to constitute an effective matter term such as vacuum energy, etc.)

Another category, which is even more important from the observational point of view, arises in response to the question whether or not the description of DE requires a new field degree of freedom (= a new kind of matter). If the answer is in the affirmative then DE may be considered as being 'induced' by other kinds of matter. All physical DE models and many geometrical ones belong to this category but there do exist geometrical DE models which do not (for instance the $F(R)$ model with the Palatini variation of its action).

Faced with the increasing proliferation of DE models each with its own physical motivations and assumptions, a concerned cosmologist can proceed in either of two ways:

- (i) Test *every single* model against observations.
- (ii) Try and ascertain properties of dark energy in a *model independent manner*.

In this article, we proceed along route (ii) and attempt to review both the successes as well as difficulties faced by methods attempting to reconstruct the properties of dark energy directly from observations in a model independent manner.

2. Model independent reconstruction of Dark Energy

Before attempting to determine its properties, we first need to provide a definition of *dark energy*. A traditional approach is to use the Einstein form of the gravitational field equations

$$R_{\mu\nu} - \frac{1}{2}g_{\mu\nu}R = 8\pi G \left(\sum_a T_{\mu\nu}^{(a)} + T_{\mu\nu}^{DE} \right) \quad (1)$$

as providing a *definition* of the effective energy-momentum tensor $T_{\mu\nu}^{DE}$ of DE. Here, the summation over a in the r.h.s. includes all types of matter known from laboratory experiments (protons, neutrons, photons, neutrinos, etc.) as well as non-relativistic non-baryonic cold dark matter (whose energy-momentum tensor is dust-like in the first approximation $0 < p \ll \rho$). $G = G_0 = \text{const}$ is the present value of Newton's gravitational constant.

This definition has a number of advantages:

- (i) it is simple, well-defined and self-consistent;
- (ii) it treats physical and geometrical DE on an equal footing;
- (iii) in the absence of direct physical interaction between DE with known forms of matter or with cold dark matter, the DE energy-momentum tensor is conserved: $T_{\mu;\nu}^{\nu(DE)} = 0$.

One should stress here that using (1) we automatically ascribe terms describing (possible) gravitational interactions between DE and non-relativistic matter, as well as the matter energy-momentum tensor multiplied by a change in the effective gravitational constant, to the DE energy-momentum tensor. The latter possibility arises, for instance, in scalar-tensor DE models.

When applied to a homogeneous and isotropic Friedmann-Robertson-Walker (FRW) cosmological model, eqs. (1) reduce to two algebraically independent equations:

$$H^2 = \frac{8\pi G}{3} \left(\sum_a \rho_a + \rho_{DE} \right) - \frac{k}{a^2}, \quad (2)$$

$$\frac{\ddot{a}}{a} = -\frac{4\pi G}{3} \left(\sum_a (\rho_a + 3p_a) + \rho_{DE} + 3p_{DE} \right) \quad (3)$$

where $a(t)$ is the FRW scale factor and the Hubble parameter $H(t) \equiv \dot{a}/a$.

At late times when radiation may be neglected, one gets

$$\rho_{DE} = \frac{3H^2}{8\pi G} (1 - \Omega_m) \quad (4)$$

where we have omitted the contribution from the curvature term in (2) for simplicity. Ω_m is the total density of non-relativistic matter in terms of its critical value. Similarly, the expression for the deceleration parameter

$$q \equiv -\ddot{a}/aH^2 = \frac{H'(x)}{H(x)} x - 1, \quad x = 1 + z \quad (5)$$

(prime implies differentiation with respect to x) takes the form:

$$p_{DE} = \frac{H^2}{4\pi G} \left(q - \frac{1}{2} \right). \quad (6)$$

Dividing (6) by (4) we get the following expression for the *effective* equation of state (EOS) of dark energy ($w \equiv p_{DE}/\rho_{DE}$):

$$w(x) = \frac{2q(x) - 1}{3(1 - \Omega_m(x))} \equiv \frac{(2x/3) d \ln H / dx - 1}{1 - (H_0/H)^2 \Omega_{m0} x^3}. \quad (7)$$

For physical DE, the EOS makes physical sense. However, this is not so for geometrical DE for which the acceleration of the Universe is caused by the fact that the field equations describing gravity are not Einsteinian.

As a specific example of geometrical DE consider the widely studied DGP braneworld⁸ for which

$$H = \sqrt{\frac{8\pi G\rho_m}{3} + \frac{1}{l_c^2} + \frac{1}{l_c}}, \quad (8)$$

where $l_c = m^2/M^3$ is a new length scale and m and M refer respectively to the four and five dimensional Planck mass. The acceleration of the universe in this model arises not because of the presence of DE but due to the fact that gravity becomes five dimensional on length scales $R > l_c = 2H_0^{-1}(1 - \Omega_m)^{-1}$. The contrast between (2) and (8) makes it abundantly clear that for models such as DGP the EOS in (7) is an *effective* quantity ($w \equiv w_{\text{eff}}$), which may still be useful for descriptive purposes but which no longer represents any fundamental physical property of an accelerating universe. Indeed, instances are known when $w_{\text{eff}} < -1$ even when matter itself satisfies the weak energy condition $\rho + P \geq 0$ ^{9,10,11}. It may be instructive to note that, for geometrical DE, $w(z)$ may show pathological behaviour in certain cases, such as the presence of poles at finite values of redshift, $w(z_p \rightarrow \pm\infty)$, even though the underlying cosmological model is completely well behaved (see for instance^{12,13}). For such models, the deceleration parameter $q(z)$ and other geometrical parameters prove to be more robust for determining DE properties than the EOS. We shall return to these important issues in Section 6.

Observational tests of DE rely on an accurate measurement of at least one of the following quantities:

- (1) The luminosity distance

$$\frac{D_L(z)}{1+z} = \int_0^z \frac{dz'}{H(z')}. \quad (9)$$

- (2) The angular size distance

$$D_A(z) = \frac{1}{1+z} \int_0^z \frac{dz'}{H(z')}. \quad (10)$$

- (3) The coordinate distance

$$r(z) = \int_0^z \frac{dz'}{H(z')}. \quad (11)$$

Here, we have assumed that the universe is spatially flat for simplicity. Note that the distance duality relation $D_L = (1+z)^2 D_A(z)$ which follows from (9) and (10) is valid only for metric theories of gravity¹⁴. Its violation (if observed) could, therefore, be used to probe alternative theories of gravity. Existing data, however, appear to support it (within observational errors)¹⁵.

In all of the above expressions the value of the Hubble parameter can be ‘reconstructed’ through a relation similar to the one given below for the luminosity distance^{16,17,18,19,20}:

$$H(z) = \left[\frac{d}{dz} \left(\frac{D_L(z)}{1+z} \right) \right]^{-1}. \quad (12)$$

Differentiating a second time allows one to reconstruct the equation of state of DE (7). Equations (7) and (12) immediately inform us that $w(z)$ will be a noisier quantity than $H(z)$ since two successive differentiations are needed for the reconstruction $D_L \rightarrow w(z)$ while a single differentiation suffices for $D_L \rightarrow H(z)$. This has led several people to suggest $H(z)$ (or $\rho_{\text{DE}}(z)$) as being better suited for providing a model independent description of properties of DE. Another important difference between $H(z)$ defined in (12) and $w(z)$ in (7) is that the former is independent of the value of the matter density parameter Ω_m while the latter is not. As a result, uncertainties in the current value of Ω_m affect the reconstruction of the EOS far more profoundly than they do $H(z)$. We shall return to this issue in section 5.

Knowing $H(z)$ (either through (12) or using corresponding relations for other observational tests), allows us to extend cosmological reconstruction to other important physical properties of the Universe including:

- Its age

$$t(z) = \int_z^\infty \frac{dz'}{(1+z')H(z')}. \quad (13)$$

- The deceleration parameter (5) and the equation of state (7);
- the electron-scattering optical depth to a redshift z_{reion}

$$\tau(z_{\text{reion}}) = c \int_0^{z_{\text{reion}}} \frac{n_e(z)\sigma_T dz}{(1+z)H(z)}, \quad (14)$$

where n_e is the electron density and σ_T is the Thomson cross-section describing scattering between electrons and CMB photons.

- The product $d_A(z)H(z)$, which plays a key role in the Alcock–Paczynski anisotropy test ²¹.
- The product $d_A^2(z)H^{-1}(z)$, which is used in the volume-redshift test ²².
- The parameter A associated with the determination of the baryon acoustic peak ²³

$$A = \frac{\sqrt{\Omega_{\text{m}0}}}{h(z_1)^{1/3}} \left[\frac{1}{z_1} \int_0^{z_1} \frac{dz}{h(z)} \right]^{2/3} = 0.469 \pm 0.017, \quad (15)$$

where $h(z) = H(z)/H_0$ and $z_1 = 0.35$ is the redshift at which the acoustic scale has been measured in the redshift sample.

- The ‘shift’ parameter R associated with the CMB ^{4,24,25}

$$R = \sqrt{\Omega_{\text{m}0}} \int_0^{z_{\text{ISS}}} \frac{dz}{h(z)} = 1.7 \pm 0.03. \quad (16)$$

For quintessence, it is additionally possible to reconstruct its potential, since the Einstein equations

$$\begin{aligned} H^2 &= \frac{8}{3}\pi G \left(\rho_m + \frac{1}{2}\dot{\phi}^2 + V(\phi) \right), \\ \dot{H} &= -4\pi G(\rho_m + \dot{\phi}^2), \end{aligned} \quad (17)$$

can be rewritten as (see, for instance, ^{16,19}):

$$\frac{8\pi G}{3H_0^2}V(x) = \frac{H^2}{H_0^2} - \frac{x}{6H_0^2} \frac{dH^2}{dx} - \frac{1}{2}\Omega_{m0}x^3, \quad (18)$$

$$\frac{8\pi G}{3H_0^2} \left(\frac{d\phi}{dx} \right)^2 = \frac{2}{3H_0^2x} \frac{d \ln H}{dx} - \frac{\Omega_{m0}x}{H^2}, \quad x \equiv 1+z. \quad (19)$$

Integrating (19), one determines $\phi(z)$ to within an additive constant. The inversion $\phi(z) \rightarrow z(\phi)$ followed by substitution into (18) allows us to reconstruct $V(\phi)$, since $H(z)$ and its first derivative can be determined from observations using (12). The presence of Ω_{m0} in (18) and (19) implies that the value of the matter density must be known rather precisely for an accurate reconstruction of $V(\phi)$.

In several important cases (18) and (19) have led to a closed form expression for $V(\phi)$, for instance:

- DE with a constant equation of state $-1 < w < 0$ is described by ^{6,26}

$$V(\phi) = \frac{3H_0^2(1-w)(1-\Omega_{m0})^{1/|w|}}{16\pi G\Omega_{m0}^\alpha} \sinh^{-2\alpha} \left(|w| \sqrt{\frac{6\pi G}{1+w}} (\phi - \phi_0 + \phi_1) \right), \quad (20)$$

where

$$\alpha = \frac{1+w}{|w|}, \quad \phi_0 = \phi(t_0), \quad \phi_1 = \sqrt{\frac{1+w}{6\pi G}} \frac{1}{|w|} \ln \frac{1 + \sqrt{1-\Omega_{m0}}}{\sqrt{\Omega_{m0}}}. \quad (21)$$

Consequently, a universe consisting of such a scalar field will have expansion properties which closely mimic a different kind of DE, e.g., a tangled network of cosmic strings ($w = -1/3$) or domain walls ($w = -2/3$).

- The Chaplygin gas model which unifies dark matter and DE and has $p = -A/\rho$ can be described by the scalar field potential ^{27,28} (in the absence of additional cold dark matter and neglecting baryons and photons):

$$V(\phi) = \frac{\sqrt{A}}{2} \left(\cosh(2\sqrt{6\pi G}\phi) + \frac{1}{\cosh(2\sqrt{6\pi G}\phi)} \right). \quad (22)$$

Note that the behaviour of the Chaplygin gas may also be modelled completely differently using a scalar field with the Born-Infeld kinetic term ^{29,30} (a specific type of k-essence). This illustrates once more that, even for physical DE, the equation of state $w(z)$ does not uniquely define an underlying field-theoretical model ^c (see also ³¹).

From the fact that the left-hand side of Eq. (19) is always non-negative, follows an important restriction on the expansion law for the Universe which must be satisfied before attempts to reconstruct the potential are made, namely

$$\frac{dH^2}{dz} \geq 3\Omega_{m0}H_0^2(1+z)^2. \quad (23)$$

^cThe Born-Infeld Lagrangian $\mathcal{L} = -V_0 \sqrt{1 - \phi_{,\mu}\phi^{,\mu}}$ is quite different from the Quintessence Lagrangian $\mathcal{L} = \frac{1}{2}\dot{\phi}^2 - V(\phi)$.

Equation (23) is simply a restatement of the weak energy condition $\rho_\phi + p_\phi \geq 0$. Integrating (23), we get the relation

$$H^2(z) \geq H_0^2 (1 + \Omega_{m0}(1+z)^3) \quad (24)$$

which is easier to verify observationally.

In the case of physical DE, with its implied minimal coupling to gravity, the expansion history $H(z)$ can also be reconstructed from the growth rate of inhomogeneous density perturbations in the non-relativistic matter component on scales significantly less than the Hubble radius H^{-1} , (provided perturbations in the DE component can be neglected and the effective gravitational constant does not change with time)^{16,6}. Indeed, the linearized perturbation equation^d

$$\ddot{\delta} + 2H\dot{\delta} - 4\pi G\rho_m\delta = 0 \quad (25)$$

can easily be inverted, with the result:

$$H(z) = H(0) \left[\frac{(1+z)^2 \delta'^2(0)}{\delta'^2(z)} - 3\Omega_{m0} \frac{(1+z)^2}{\delta'^2(z)} \int_0^z \frac{\delta|\delta'|}{1+z} dz \right]^{\frac{1}{2}}. \quad (26)$$

Furthermore, an interesting relationship follows between the current value of the matter density Ω_{m0} and $\delta(z)$:

$$\Omega_{m0} = \delta'^2(0) \left(3 \int_0^\infty \frac{\delta|\delta'|}{1+z} dz \right)^{-1}, \quad (27)$$

which could provide a consistency check on direct observational determinations of Ω_{m0} . At sufficiently low redshifts $z < 1$, the advent of deep redshift surveys probing large scale structure may help in reconstructing $H(z)$ using (26). Although it is unlikely that the value of $\delta(z)$ for $z > 1$ will be reliably known in the near future, the fact that the Universe is expected to become matter dominated at fairly low redshifts, $\Omega_m \rightarrow 1$ at $z \gg 1$, allows us to use the spatially flat matter dominated solution $\delta \propto (1+z)^{-1}$ to extrapolate to higher redshifts and thereby evaluate (27).

As a result, for physical DE we now have two independent methods to reconstruct the same quantity $H(z)/H_0$: (i) through quantities like $D_L(z)$ referring to an unperturbed FRW background, and (ii) through $\delta(z)$ describing the growth of perturbations on small scales. It therefore follows that one should be able to reconstruct the density perturbation $\delta(z)$ from observations of the luminosity distance. Consider the quantity $E(z) = H_0 D_L(z)/(1+z)$ which can also be written as the difference of conformal times: $E(z) = a_0 H_0 (\eta(0) - \eta(z))$, $\eta = \int dt/a(t)$. For our purpose it will be useful to invert the quantity $E(z)$ (determined from observations)

^dGalaxy peculiar velocities produced by these matter inhomogeneities result in small angular dependent corrections to the luminosity distance $D_L(z)$ and other quantities referring to the evolution of a FRW background that, in turn, can be used to determine $H(z)$ ^{32,33,34}.

to $z(E)$. Next, we again assume that DE does not cluster and rewrite (25) in the following integral form:

$$\delta(E(z)) = \delta(0) + \delta'(0) \int_0^E (1+z(E)) dE + \frac{3\Omega_m}{2} \int_0^E (1+z(E_1)) dE_1 \int_0^{E_1} \delta(E_2) dE_2. \quad (28)$$

Here $\delta' = d\delta/dE \equiv d\delta/dz$ since $E(z) \approx z$ for $z \ll 1$. Clearly (28) can be solved iteratively if the value of $\delta'(0)$ is known. The value of $\delta(0)$ does not really matter since we are only interested in the ratio $\delta(z)/\delta(0)$. The requirement $\delta(z = \infty) = 0$ leads to the integral condition:

$$\delta'(0) = -(3/2)\Omega_m \int_0^{E_{\text{iss}}} \delta(E) dE, \quad (29)$$

and, as in the case of (27), one needs to postulate some reasonable interpolating behaviour for $\delta(E(z))$ at large redshifts for which no supernova data exist at present. Since $E_{\text{iss}} = \int_0^{z_{\text{iss}}} dz/h(z)$, the value of this quantity should be possible to determine from the CMB.

Both (26) and (28) can be used as consistency checks for physical DE which, by assumption, is minimally coupled to gravity. For geometrical DE on the other hand, the linearized perturbation equation is usually modified from its conventional form (25), see for instance ⁹ for scalar-tensor gravity or ³⁵ for the DGP model. ^e As a result, DE reconstruction becomes more complicated. In particular, a generic scalar-tensor model of DE depends on two arbitrary functions $V(\phi)$ and $F(\phi)$ – the scalar field potential and its coupling to gravity respectively. In this case one needs information from *both* $D_L(z)$ and $\delta(z)$ in order to reconstruct the DE model unambiguously ⁹.

To summarize, we have shown in this section that the reconstruction of the expansion rate $H(z)$ and other DE properties from observational data is well defined and unambiguous from the mathematical point of view. In practice, however, the situation is much more difficult since all observational functions such as $D_L(z)$ and $\delta(z)$ are noisy and known only at discrete values of the redshift $\{z_1, z_2, \dots, z_N\}$ (associated with the redshifts of N supernovae in the case of $D_L(z)$). Thus, it is impossible to directly differentiate them with respect to redshift as formulae (12) and (26) require. Add to this the fact that the dispersion in the luminosity distance is not expected to get significantly better than ³⁶ $\sigma_{\ln d_L} = 0.07$, and one is confronted with a noisy quantity $D_L(z_i)$ sampled at a set of discrete intervals $\{z_i\}$. Therefore, to convert from $D_L(z_i)$ to the function $H(z)$ defined at *all* redshift values within the interval (say) $0 \leq z < 2$ using (12) clearly requires a crucial additional step: some sort of *smoothing* procedure. This is usually accomplished using either parametric or non-parametric reconstruction which we turn to next.

^eThe fact that in this case $\delta(z)$ is expected to be different from the reconstructed expression (28) provides an interesting possibility to distinguish between physical and geometrical models of DE.

3. Parametric reconstruction

This approach is based on the assumption that the quantities $D_L(z)$, $H(z)$, $w(z)$ vary ‘sufficiently slowly’ with redshift and can therefore be approximated by a fitting formula (ansatz) which relies on a small number of free parameters a_i , $i = 1, N$. The ansatz for $D_L(z, a_i)$, $H(z, a_i)$, $w(z, a_i)$ is compared against observations, and the values of the free parameters a_i are determined using a minimization procedure (usually maximum likelihood). Quite clearly a successful fitting function should, in principle, be able to faithfully reproduce the properties of an entire class of DE models. Different parameterizations have been suggested for: D_L ^{16,17,19,20,37}, $H(z)$ ^{26,38,39,40}, $w(z)$ ^{41,42,43,44,45,46,47,48,49,51,52,53,54,55} and $V(z)$ ^{56,57}.

We attempt to summarize some of these approaches below.

(1) Fitting functions to the luminosity distance D_L

An approximation to a function can easily be generated by expanding it in a Taylor series about some redshift z_0 . Applied to the luminosity distance (with $z_0 = 0$), this method gives the following fitting function ¹⁷

$$\frac{D_L(z)}{1+z} = \sum_{i=1}^N a_i z^i . \quad (30)$$

Unfortunately, it appears that in order to accurately determine quantities of interest such as $H(z)$ and $w(z)$ one must take a large number of terms in (30) which greatly increases the errors of reconstruction ⁴² and reduces the reliability of this ansatz.

A more versatile Padè-type ansatz was suggested in ¹⁹

$$\frac{H_0 D_L(z)}{1+z} = 2 \left[\frac{x - A_1 \sqrt{x} - 1 + A_1}{A_2 x + A_3 \sqrt{x} + 2 - A_1 - A_2 - A_3} \right] , \quad x = 1+z , \quad (31)$$

which is able to *exactly* reproduce the results both for CDM ($\Omega_m = 1$) and the steady state model ($\Omega_\Lambda = 1$).

Another accurate fit with a greater number of free parameters is ²⁰

$$\frac{H_0 D_L(z)}{1+z} = \eta(1) - \eta(y) , \quad (32)$$

$$\eta(y) = 2\alpha [y^{-8} + \beta y^{-6} + \gamma y^{-4} + \delta y^{-2} + \sigma]^{-1/8} , \quad y = 1/\sqrt{1+z} . \quad (33)$$

(2) Fitting functions to the DE density

The dark energy density can be written as a truncated Taylor series polynomial in $x = 1+z$, $\rho_{\text{DE}} = A_1 + A_2 x + A_3 x^2$. This leads to the following ansatz for the Hubble parameter ²⁶

$$H(x) = H_0 [\Omega_m x^3 + A_1 + A_2 x + A_3 x^2]^{\frac{1}{2}} , \quad (34)$$

which, when substituted in the expression for the luminosity distance (9), yields

$$\frac{D_L}{1+z} = \frac{c}{H_0} \int_1^{1+z} \frac{dx}{\sqrt{\Omega_m x^3 + A_1 + A_2 x + A_3 x^2}} . \quad (35)$$

This fitting function gives exact results for the cosmological constant $w = -1$ ($A_2 = A_3 = 0$) as well as for quiescence with $w = -2/3$ ($A_1 = A_3 = 0$) and $w = -1/3$ ($A_1 = A_2 = 0$). The presence of the term $\Omega_m x^3$ in (34) ensures that the ansatz correctly reproduces the matter dominated epoch at early times ($z \gg 1$). For quintessence models as well as the Chaplygin gas, the luminosity distance $D_L(z)$ in (35) can be determined to an accuracy of better than 1% if $\Omega_{m0} \geq 0.2$ ³⁸.

(3) Fitting functions to the equation of state

In this approach one assumes that the DE equation of state $w(z)$ is an unknown variable whose behaviour is ‘guessed’ by means of a suitable fitting function $w(z, a_i)$. Since

$$H^2(z) = H_0^2[\Omega_{m0}(1+z)^3 + \Omega_X]^2, \quad (36)$$

$$\Omega_X = (1 - \Omega_{m0}) \exp \left\{ 3 \int_0^{x-1} \frac{1 + w(z, a_i)}{1 + z} dz \right\},$$

the values of a_i can be determined by comparing the luminosity distance (9) or $D_A(z), r(z)$, against observations.

Several possible fits for $w(z)$ have been suggested in the literature. Perhaps the simplest is the Taylor expansion ⁴²

$$w(z) = \sum_{i=0}^N w_i z^i, \quad (37)$$

which, for $N = 1$, gives results significantly better than the Taylor expansion for the luminosity distance (30). The simple two parameter representation $w(z) = w_0 + w_1 z$ is however of limited utility since it is only valid for $z \ll 1$. A considerably more versatile four parameter ansatz has been suggested in ⁴⁵.

A popular two parameter fit was suggested by Chevallier and Polarski ⁴¹ and by Linder ⁴⁶

$$w(a) = w_0 + w_1(1 - a) = w_0 + w_1 \frac{z}{1 + z}, \quad (38)$$

the associated luminosity distance can be obtained by substitution into (36) and (9). A more general form for this fit is

$$w(a) = w_p + (a_p - a)w_a, \quad (39)$$

where a_p is the value of the scale factor at the ‘sweet spot’ where the equation of state $w(a)$ is most tightly constrained. The value of a_p usually depends upon the data set being used ^{87,88,89,90}.

As mentioned earlier, for an ansatz to be regarded as being successful it should embrace within its fold the behaviour of a reasonably wide class of DE models. Most of the ansatz’s discussed above successfully accommodate DE whose equation of state evolves moderately with redshift. It is quite clear that these simple fits

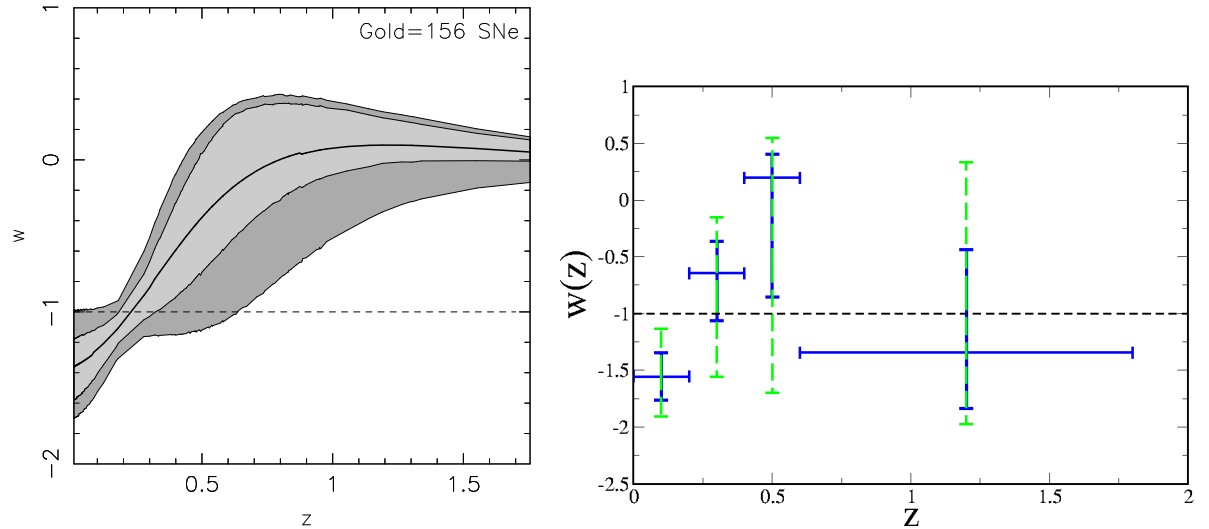


Fig. 1. An early reconstruction of the supernova data (left panel) using the parametric fit (34) shows an evolving equation of state to be marginally preferred over the cosmological constant⁴⁰. The same data were independently analyzed by means of a non-parametric ansatz (right panel)⁸³. It is encouraging that both reconstructions appear to give similar results for $0 < z \lesssim 1$ where most of the data points lie. The crossing of the so-called ‘phantom divide’ at $w = -1$ led to much theoretical interest and considerable model building activity. More recent SNe results, together with constraints from other measurements such as the CMB, LSS and Baryon acoustic oscillations imply less pronounced evolution of $w(z)$ with redshift as shown in figure 2, see also^{49,50,51,79,82,83,91,92,93,94}. The left panel is from Alam, Sahni and Starobinsky⁴⁰ while the right panel is from Huterer and Coorey⁸³.

cannot be used to rule out (using observations) models with rapidly evolving $w(z)$. One reason for this is that applying an ansatz such as (34) or (38) to SNe data is equivalent to smoothing the evolution of the Universe over a redshift interval $\Delta z \propto 1/N$ where N is the number of free parameters in the ansatz (the concrete form of an ansatz defines the form of a smoothing redshift function). Clearly, an implicit smoothing such as this will cause rapid transitions in dark energy to disappear not because of disagreement with data but simply because of the manner in which the data have been ‘massaged’^{39,40}. (An example of the disastrous results of applying the prior $w = \text{constant}$ to models with an evolving EOS is discussed in section 5.) Models with a fast phase transition in dark energy ($|\frac{dw}{dz}| \gg 1$ over a narrow range of redshift $\delta z \ll 1$) have been discussed in^{58,59}. To accommodate such models the following ansatz was suggested^{58,64}

$$w(z) = w_i + \frac{w_f - w_i}{1 + \exp(\frac{z - z_t}{\Delta})}, \quad (40)$$

where w_i is the initial equation of state at high redshifts, z_t is a transition redshift

at which the equation of state falls to $w(z_t) = (w_i + w_f)/2$ and Δ describes the rate of change of $w(z)$. Substitution into (36) and (9) gives the luminosity distance.

Finally, models with oscillating DE have also been discussed in the literature ^{60,49,52,54,94}. To accommodate an oscillating EOS the following ansatz has been suggested ⁵⁴

$$w(\log a) = w_0 + w_1 \cos [A \log a/a_c] \quad (41)$$

where w_0, w_1, A, a_c are free parameters whose values must be obtained by fitting to observations. It is encouraging to note that, in spite of some ambiguity in the form of the different fits, when applied to the same supernova data set most of them give consistent results in the range $0.1 \lesssim z \lesssim 1$ (where there is sufficient data) ^{39,40,49,51,83}.

One should also note that although increasing the number of parameters usually increases the accuracy of reconstruction of the ‘best fit’, this is often accompanied by severe degeneracies which limit the utility of introducing a large number of free parameters. In addition, extra free parameters are quite severely penalized by information criteria such the Akaike information criterion ⁶¹ and the Bayesian information criterion ⁶², see also ^{48,63,64}. However, there exists a subtlety when applying these information criteria to fitting functions of $H(z), w(z)$ etc. as opposed to concrete theoretical models of DE. In the case of the former, one should keep in mind the possibility that a fit with a larger number of parameters might in fact be describing the behaviour of a fundamental DE model (not yet known) containing a smaller number of truly free parameters.

The reverse is also true, a primitive fit (hence not penalizable) may, if the information criteria are applied, detract our attention from a more complicated but also more fundamental explanation of a phenomenon. Let us illustrate this with an example. The theory of gravitational instability informs us that the linear density contrast δ and the peculiar velocity field \mathbf{v} are related as ^{65,66}

$$\delta = -\frac{1}{aHf} \nabla \cdot \mathbf{v} \quad (42)$$

where the function $f \equiv d \log \delta / d \log a$ can be approximated as $f \simeq \Omega_m^{0.6}$. An exact calculation however reveals f to be a more complicated function involving elliptical integrals, etc. Therefore a naive application of information criteria to (42) would needlessly penalize the latter, which is correct but complicated, in favour of the simpler $f \simeq \Omega_m^{0.6}$.

Another popular approach the so-called Principal Component analysis is based on expanding $w(z)$ in terms of a basis of orthogonal functions. The form of these functions depends upon the kind of data used and its constraining capabilities ^{67,68,83}. We end this section by noting that the reconstruction approach has also been extended to scalar-tensor gravity ⁹, string inspired cosmology with the Gauss-Bonnet term coupled to a scalar field ^{69,70} and dark energy with non-canonical kinetic energy terms ⁷¹. Other applications of cosmological reconstruction may be found in ⁷².

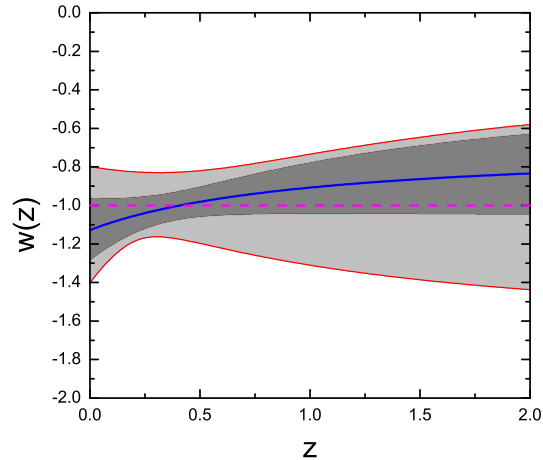


Fig. 2. The equation of state of dark energy $w(z)$ reconstructed using the WMAP 3 year data + 157 “gold” SNIa data + SDSS. Median (central line), 68%(inner, dark grey) and 95%(outer, light grey) intervals. The two parameter fit (38) has been used in this exercise. From Zhao *et al.* ⁹².

4. Non-parametric reconstruction

Non-parametric smoothing usually involves directly smoothing either D_L , or some other quantity appropriately binned in redshift space with some characteristic smoothing scale. Different ways of implementing this approach have been discussed in ^{73,67,74,75,76,78,79,80,81,82,83,84}. All reconstruction methods must deal with the fact that the data sample is usually sparse and the coverage of redshift space uneven. Consider for instance the comoving coordinate distance to a single supernova within a larger sample

$$r_i = r(z_i) + n_i . \quad (43)$$

Here, n_i is the noise term $\langle n_i \rangle = 0$, $\langle n_i n_j \rangle = \sigma_i^2 \delta_{ij}$, and $r(z)$ is related to the distance modulus μ_0 of the supernova by ⁷⁹ $r(z)/1\text{Mpc} = 10^{\mu_0/5-5}/2997.9(1+z)$. Direct differentiation of r_i to give $H^{-1}(z_i)$ will obviously result in a very noisy quantity. One way to tackle this is to fit $r_i(z)$ piece-wise using a set of basis functions. Following this approach, Daly and Djorgovsky ^{75,76} reconstructed the deceleration parameter from the dimensionless coordinate distance $y = H_0 r$ by: (i) fitting $y(z)$ locally within a small redshift bin by means of a second order polynomial requiring that at least 10 data points lie within each bin; (ii) determining the first and second derivatives of $y(z)$ from the fit coefficients (for each bin) and reconstructing the

deceleration parameter from $y(z)$ by means of the relation

$$-q(z) \equiv \frac{\ddot{a}a}{\dot{a}^2} = 1 + (1+z) \frac{d^2y/dz^2}{dy/dz} . \quad (44)$$

Applying their method to a set of radio galaxies in addition to type Ia SNe, Daly and Djorgovsky^{75,76,77} found that although the cosmological constant provided a very good fit to the data, modest evolution in the dark energy density was also perfectly acceptable. The transition from deceleration to acceleration occurred at $z > 0.3$, with a best fit value of $z = 0.42$. These results are in broad agreement with those obtained using parametric approaches^{39,40,49,51}.

A different approach to non-parametric reconstruction is discussed by Shafieloo *et al.*⁸¹ who generalize a smoothing ansatz widely used in the analysis of large scale structure. According to this method, a smoothed quantity $D^S(\mathbf{x})$ is constructed from a fluctuating ‘raw’ quantity $D(\mathbf{x}')$ using a low pass filter F having a smoothing scale Δ

$$D^S(\mathbf{x}, \Delta) = \int D(\mathbf{x}') F(|\mathbf{x} - \mathbf{x}'|; \Delta) d\mathbf{x}' . \quad (45)$$

In large scale structure studies, D is the density field^{85,66} whereas for cosmological reconstruction D could be either of $D_L(z), D_A(z), r(z)$. Commonly used filters include: (i) the ‘top-hat’ filter, which has a sharp cutoff

$$F_{\text{TH}} \propto \Theta \left(1 - \frac{|\mathbf{x} - \mathbf{x}'|}{\Delta} \right) ,$$

where Θ is the Heaviside step function ($\Theta(z) = 0$ for $z \leq 0$, $\Theta(z) = 1$ for $z > 0$) and (ii) the Gaussian filter

$$F_{\text{G}} \propto \exp \left(-\frac{|\mathbf{x} - \mathbf{x}'|^2}{2\Delta^2} \right) . \quad (46)$$

When applied to SNAP-quality data using a Gaussian filter, this method reconstructs the Hubble parameter to an accuracy of $\lesssim 2\%$ within the redshift interval $0 < z < 1$. The look-back time

$$T(z) = t(z=0) - t(z) = H_0^{-1} \int_0^z \frac{dz'}{(1+z')H(z')} \quad (47)$$

is reconstructed to an even better accuracy of $\lesssim 0.2\%$ at $z \simeq 1.7$.

Despite the considerable success of these approaches, neither they, nor the parametric methods discussed earlier provide independent measurements of either $H(z)$ or $q(z)$ within a given redshift range. One approach towards an uncorrelated determination of cosmological quantities is to bin the data in redshift bins of size Δ with a weight (or window) function assigned to each bin⁷⁹. Each window function vanishes outside its redshift bin and the two supernovae falling on either side of a bin boundary are discarded. This method ensures that, since two adjacent window functions have no common supernovae, the measurement of quantities within these

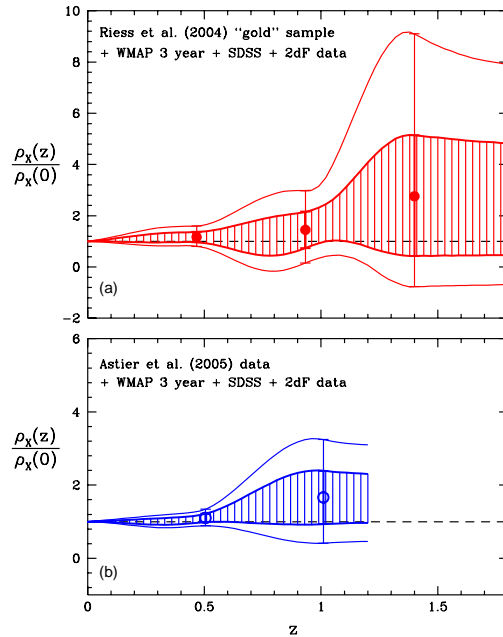


Fig. 3. Dark energy density $\rho_X(z)$ reconstructed using SN Ia data ^{2,3}, combined with the WMAP 3 year data, the SDSS baryon acoustic oscillation data, and the 2dF linear growth data for density perturbations. The 68% (shaded) and 95% confidence contours are shown. Beyond $z_{\text{cut}}=1.4$ (upper panel) and 1.01 (lower panel), $\rho_X(z)$ is parametrized by a power law $(1+z)^\alpha$. The horizontal dashed line shows the unevolving density associated with a cosmological constant. From Wang and Mukherjee ²⁵.

bins will have uncorrelated error bars. This method is quite successful and complements other reconstruction approaches in many respects. One weakness, which practitioners of this approach have to guard against is that, since some information at the bin boundary is lost, discontinuities in the fit values at bin edges may be present ⁷⁵. These, in turn, could lead to unphysically large derivatives of derived quantities such as $H(z)$ and $w(z)$. Results obtained by applying a variant of this method to recent CMB+SNe+LSS data are shown in figure 3 and appear to agree with the results of the parametric approach in figure 2. Other promising methods for obtaining uncorrelated estimates of cosmological evolution are discussed in ⁸³.

In all of the above approaches, it is important to choose the value of the smoothing scale Δ (or bin size) optimally, so that (i) a sufficient number of data points is accommodated within each bin to reduce the effects of shot noise, (ii) the bin size is not too large to cause excessive smoothing. The following useful formula giving the relative error bars on $H(z)$ comes to our aid ⁸⁶

$$\frac{\delta H}{H} \propto \frac{\sigma}{N^{1/2} \Delta^{3/2}}, \quad (48)$$

where N is the total number of supernovae (assuming an approximately uniform distribution) and σ is the noise of the data. Clearly, a reduction in the value of Δ by 3 should be compensated for by having 27 many times more supernovae if one wants to keep $\frac{\delta H}{H}$ unchanged. The situation is far worse for $w(z)$ which has a $\Delta^{-5/2}$ scaling, since the data are being differentiated twice to get $w(z)$.

5. Obstacles to cosmological reconstruction

With respect to cosmological reconstruction, considerable caution must be exercised when setting priors on the values of cosmological parameters. This is true both for the density parameter Ω_m whose value is currently known to about 15% accuracy and the DE equation of state. Maor *et al.*⁴⁴ gave a particularly insightful example of the dangers of incorrect reconstruction by assuming a fiducial DE model with $\Omega_m = 0.3$ and an evolving EOS $w_Q(z) = -0.7 + 0.8z$. In their reconstruction, the results of which are shown in figure 4, it was assumed that w_Q was a constant and, additionally, that $w_Q \geq -1$. These two (incorrect) priors led to a gross underestimation of w_Q and an overestimation of Ω_m as shown in figure 4.

The above example shows that the EOS of dark energy can be badly reconstructed if we assume a misleading prior for w . Since $w(z)$ depends upon the value of Ω_m through (7), it follows that an incorrect assumption about the value of the matter density has the potential to affect cosmological reconstruction quite significantly. This is demonstrated in figure 5 in which the DE EOS is reconstructed for a fiducial Λ CDM model with $w(z) = -1$ and $\Omega_m = 0.3$. Cosmological reconstruction is based on the ansatz (34) in which the *incorrect* value $\Omega_m = 0.2$ is assumed. This results in the reconstructed EOS evolving with redshift when, in fact, no such evolution is present in the fiducial model !

6. Looking beyond the equation of state

6.1. The w -probe

As we have seen, the EOS has certain blemishes – it is obtained from D_L after differentiating *twice* and it is sensitive to the *precise* value of Ω_{m0} . Both these features hamper its reconstruction which has led several authors to propose the Hubble parameter or the DE density as being more appropriate for cosmological reconstruction^{26,75,76,47,79}. Carrying these ideas further, the possibility of extracting information about the equation of state from the reconstructed Hubble parameter by constructing a *weighted average* of the equation of state was explored in³⁹. This quantity, dubbed the w -probe, gleams information about the equation of state from the *first derivative* of the luminosity distance. Therefore, it is less noisy and better determined than $w(z)$.

The weighted average of the equation of state is defined as³⁹

$$1 + \bar{w} = \frac{1}{\delta \ln(1+z)} \int (1 + w(z)) \frac{dz}{1+z} . \quad (49)$$

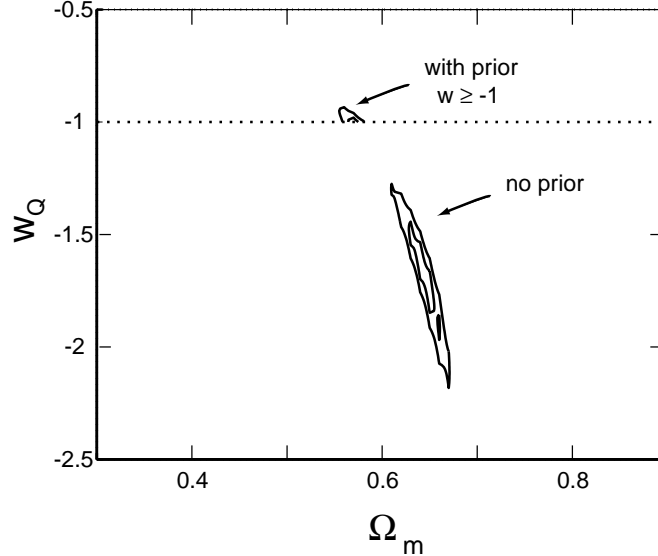


Fig. 4. Pitfalls in cosmological reconstruction 1. This figure from Maor *et al.*⁴⁴ shows the results of a reconstruction exercise performed by assuming: (i) $w_Q = \text{constant}$ as a prior, which gives the larger lower contour with $w_Q < -1$; (ii) the additional constraint $w_Q \geq -1$, results in the smaller upper contour with $w_Q = -1$ as the best fit. Both (i) and (ii) give confidence contours and best fit values of w_Q and Ω_m which are widely off the mark since they differ from the fiducial Quintessence model which has $w_Q(z) = -0.7 + 0.8z$ and $\Omega_m = 0.3$.

An important feature of the w -probe (\bar{w}) is that it can be expressed in terms of the difference in dark energy density over a given redshift range

$$\begin{aligned}
 1 + \bar{w}(z_1, z_2) &= \frac{1}{3} \frac{\delta \ln \tilde{\rho}_{DE}}{\delta \ln(1+z)} \\
 &\equiv \frac{1}{3} \ln \left[\frac{H^2(z_1) - \Omega_{0m}(1+z_1)^3}{H^2(z_2) - \Omega_{0m}(1+z_2)^3} \right] / \ln \left(\frac{1+z_1}{1+z_2} \right).
 \end{aligned}
 \tag{50}$$

Here δ denotes the total change of a variable between integration limits and $\tilde{\rho}_{DE} = \rho_{DE}/\rho_{0c}$ ($\rho_{0c} = 3H_0^2/8\pi G$). Thus \bar{w} is easy to determine if the Hubble parameter has been accurately reconstructed.

An important property of \bar{w} is that it is less sensitive to uncertainties in the value of Ω_{m0} than $w(z)$. This is demonstrated in figure 6 where the results for \bar{w} are shown after marginalizing over the matter density. Remarkably, the value of \bar{w} for the fiducial Λ CDM model remains close to -1 , while \bar{w} for the evolving DE model shows a clear signature of evolution. Thus, small uncertainties in the value of the matter density do not appear to adversely affect the accuracy of the reconstructed w -probe. Furthermore, several excellent methods for determining ρ_{DE} and $H(z)$

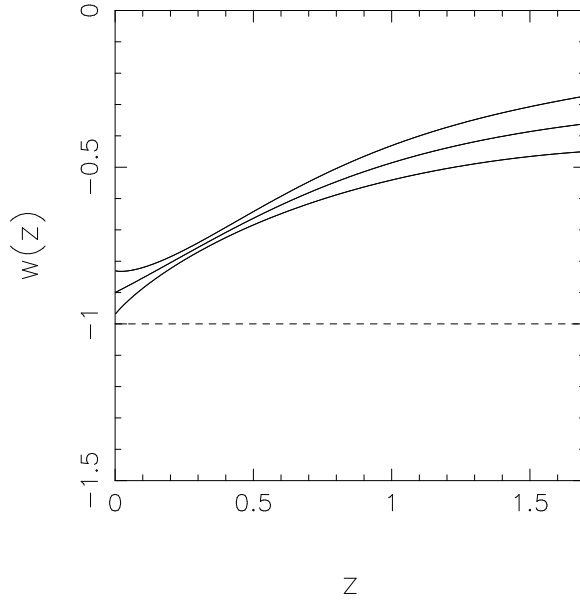


Fig. 5. Pitfalls in cosmological reconstruction 2. The reconstructed equation of state $w(z)$ is shown for 1000 realizations of an $\Omega_m = 0.3, w = -1, \Lambda$ CDM model assuming SNAP quality data. An *incorrect* value for the matter density, $\Omega_{m0} = 0.2$, is assumed in the reconstruction exercise which uses the polynomial ansatz (34). The dashed line represents the fiducial Λ CDM model with $w = -1$ while the solid lines show the mean value of the (incorrectly) reconstructed $w(z)$ and 1σ confidence levels around the mean. Note that the reconstructed EOS excludes the fiducial Λ CDM model to a high degree of confidence. From Shafieloo *et al.*⁸¹.

have been suggested in the literature^{75,76,26,39,47,79}, any of which could be used to determine \bar{w} using (50).

6.2. A geometrical diagnostic of dark energy

Cosmological observations made during the past two decades have brought about both qualitative and quantitative changes in our perception of the Universe. Observational support has come for many theories (such as inflation) which earlier were regarded as being at the level of hypothesis. On the other hand, fundamentally new properties of our Universe, such its current state of acceleration, have also been unravelled. The remarkable qualitative similarity between current acceleration (fueled by DE) and inflationary acceleration (supported by what may be called primordial dark energy) may help us understand in which direction cosmology may be headed. The discovery by COBE of an approximately scale-invariant spectrum of primordial fluctuations ($n_s - 1 \simeq 0$) was regarded by many as providing tacit support for the inflationary scenario. However, virtually all models of inflation predict small

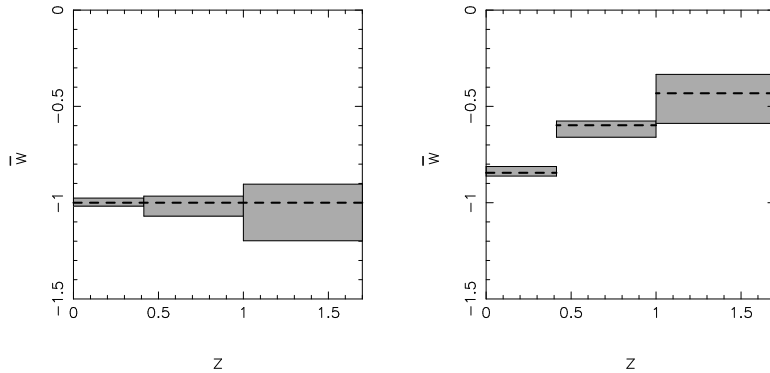


Fig. 6. The w -probe is reconstructed for the Λ CDM model with $w = -1$ (left) and an evolving DE model with $w = -1/(1+z)$ (right). 1000 realizations of SNAP-like data have been used. The thick dashed line in both panels indicates the exact value of \bar{w} for the fiducial model, the dark grey boxes in each panel indicate the 1σ confidence levels on \bar{w} reconstructed for the two models after marginalising over $\Omega_{m0} = 0.3 \pm 0.07$. The results of both panels show that the w -probe is able to accurately determine DE properties even if the matter density is not perfectly known. From Shafieloo *et al.*⁸¹.

departures from the scale invariance $n_s - 1 = \epsilon$, where ϵ is a model dependent quantity. Strict scale invariance ($n_s = 1$) arises for a specific 2-parameter family of inflaton potentials only⁹⁵, which reduces to $V(\phi) \propto \phi^{-2}$ in the slow-roll approximation. In this context, the recent 3-year data release of the WMAP experiment suggests $n_s - 1 \simeq -0.04$, which is in excellent agreement with predictions made by the simplest inflationary models such as chaotic inflation with $V(\phi) \propto \phi^2$.

The present situation concerning DE resembles, in some respects, the status of inflation just after the release of the COBE data in 1992. The cosmological constant is in excellent agreement with data and departures (if any) from $1 + w = 0$ are believed to be quite small. Nevertheless, since at present no fundamental theory predicting the (small) value of the Λ -term exists, it is of utmost importance that departures from $1 + w = 0$ be probed to accuracies of at least 1% by future generations of dark energy experiments. Since virtually all DE models (other than Λ) have either $w_0 \neq -1$ or $\dot{w}_0 \neq 0$, the need for probing both the equation of state as well as its first derivative become crucial if any deep insight is to be gained into the nature of DE.

It is useful to recall that several DE models which agree well with the current data arise because of modifications to the gravitational sector of the theory^{7,8,10,96,97}. For these *geometrical DE* models, the EOS no longer plays the role of a fundamental physical quantity and it would be very useful if we could supplement it with a diagnostic which could unambiguously probe the properties of all classes of DE models. The w -probe discussed earlier, provides one such method, since it is based on the expansion history $H = \dot{a}/a$. Since the expansion factor $a(t)$ is an essential feature of all metric theories of gravity, it is worthwhile trying to explore

the properties of DE by considering the generic form

$$a(t) = a(t_0) + \dot{a}|_0(t-t_0) + \frac{\ddot{a}|_0}{2}(t-t_0)^2 + \frac{\dddot{a}|_0}{6}(t-t_0)^3 + \dots \quad (51)$$

Cosmic acceleration appears to be a fairly recent phenomenon^{98,99,39,40}, so we can confine our attention to small values of $|t-t_0|$ in (51). The second and third terms in the RHS of (51) have played a crucial role in the development of cosmology. Indeed, for a long time the large errors in $H = \dot{a}/a$ and $q = -\ddot{a}/aH^2$ impaired a precise picture of cosmic expansion and only recently has the sign of q been determined to sufficient accuracy for us to make the statement that the universe is accelerating.^f Keeping in mind the significant progress expected in observational cosmology over the next decade, we feel the time to be ripe to supplement H and q with $r = \ddot{a}/aH^3$, which is the next logical step in the hierarchy of cosmological parameters. It is remarkable that $r = 1$ for the spatially flat Λ CDM model which is the ‘standard’ cosmological model at present, as well as for the CDM model. Supplementing r (the first statefinder) with the second statefinder $s = (r-1)/3(q-1/2)$ permits us to break this degeneracy and to characterize different DE models in a very informative manner.^g

The statefinder pair $\{r, s\}$ is a ‘geometrical’ diagnostic since it depends upon $a(t)$ and hence upon the space-time geometry. An important property of the statefinder is that spatially flat LCDM corresponds to the fixed point

$$\{r, s\} \Big|_{\text{LCDM}} = \{1, 0\} . \quad (52)$$

So the basic question of whether DE is the Λ -term or ‘something else’ can be rephrased into whether the equality (52) is satisfied for DE. Indeed, the departure of a DE model from $\{r, s\} = \{1, 0\}$ provides a good way of establishing the ‘distance’ of this model from LCDM^{26,38}. The fact that different classes of DE models show distinctly different behaviour when plotted in the $\{r, s\}$ -plane adds to the practical utility of this diagnostic. See figure 7 and^{38,101} for some applications of the statefinder.

Finally, the pair $\{r, s\}$ can also be expressed in terms of $\{w, \dot{w}\}$ quite simply

$$r = 1 + \frac{9w}{2}\Omega_X(1+w) - \frac{3}{2}\Omega_X\frac{\dot{w}}{H} , \quad (53)$$

$$s = 1 + w - \frac{1}{3}\frac{\dot{w}}{wH} . \quad (54)$$

It is instructive to note that the second statefinder can be rewritten as³⁸

$$s = \frac{(\rho+p)\dot{p}}{p\dot{\rho}} \quad (55)$$

^fThe geometrical relation $R/6H^2 = \Omega_{\text{total}} - q$ links the Ricci scalar R to q . Therefore, an accelerating ($q < 0$) spatially flat universe corresponds to $R/6H^2 > 1$.

^gThe first statefinder r was also dubbed the cosmic jerk in¹⁰⁰.

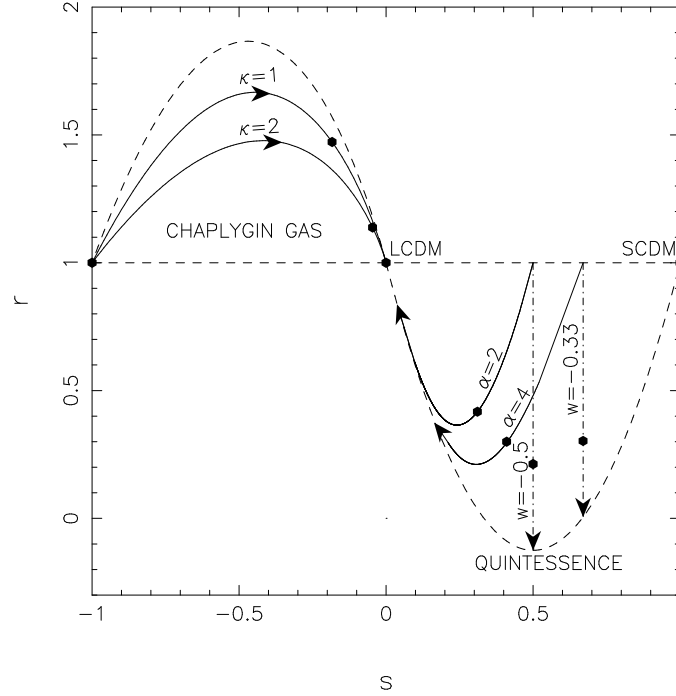


Fig. 7. The time evolution of the statefinder pair $\{r, s\}$ for quintessence models and the Chaplygin gas. Solid lines to the right of LCDM represent the inverse power-law potentials $V = V_0/\phi^\alpha$, while those to the left correspond to the Chaplygin gas. Dot-dashed lines represent DE with a constant equation of state w . Tracker models tend to approach the LCDM fixed point ($r = 1, s = 0$) from the right at $t \rightarrow \infty$, whereas the Chaplygin gas approaches LCDM from the left. For Chaplygin gas κ is the ratio between matter density and the density of the Chaplygin gas at early times²⁷. The dashed curve in the lower right is the envelope of all quintessence models, while the dashed curve in the upper left is the envelope of Chaplygin gas models (the latter is described by $\kappa = \Omega_m/(1 - \Omega_m)$). The region outside the dashed curves is forbidden for both classes of dark energy models. The ability of the statefinder to differentiate between dark energy models is clearly demonstrated. From Alam *et al.*³⁸.

where $p = \sum_a p_a$ is the *total* pressure including that of DE. From (55) we find that s is very sensitive to the epoch when the total pressure in the Universe vanishes. For Λ CDM, this takes place at the redshift $z_p \simeq 10$, when the positive radiation pressure cancels the negative pressure in Λ . Consequently, $s \rightarrow \infty$ as $z \rightarrow z_p$. In general, the redshift z_p at which the total pressure in the Universe becomes zero is quite sensitive to the nature of DE.

Finally, returning to our analogy between an inflaton and dark energy, an interesting correspondence exists between the $\{q, r\}$ pair describing DE and the *slow roll parameters* $\epsilon = -\dot{H}/H^2$, $\eta = -\ddot{H}/2H\dot{H}$, describing inflation

$$\begin{aligned} q + 1 &= \epsilon \\ r - 1 &= \epsilon(2\eta - 3) . \end{aligned} \quad (56)$$

Level	Geometrical Parameter	Physical Parameter
1	$H(z) \equiv \frac{\dot{a}}{a}$	$\rho_m(z) = \rho_{0m}(1+z)^3,$ $\rho_{\text{DE}} = \frac{3H^2}{8\pi G} - \rho_m$
2	$q(z) \equiv -\frac{\ddot{a}a}{\dot{a}^2} = -1 + \frac{d \log H}{d \log(1+z)}$ $q(z) \Big _{\Lambda\text{CDM}} = -1 + \frac{3}{2}\Omega_m(z)$	$V(z), \quad T(z) \equiv \frac{\dot{\phi}^2}{2}, \quad w(z) = \frac{T-V}{T+V},$ $\Omega_V = \frac{8\pi G V}{3H^2}, \quad \Omega_T = \frac{8\pi G T}{3H^2}$
3	$r(z) \equiv \frac{\ddot{a}a^2}{\dot{a}^3}, \quad s \equiv \frac{r-1}{3(q-1/2)}$ $\{r, s\} \Big _{\Lambda\text{CDM}} = \{1, 0\}$	$\Pi(z) \equiv \dot{V} = \dot{\phi}V', \quad \Omega_\Pi = \frac{8\pi G \dot{V}}{3H^3}$

We end this section by noting that our current description of cosmology relies on parameters which are either *geometrical* or *physical* in nature. In the table above, we have divided cosmological parameters according to their *level* which is related to the number of differentiations of the expansion factor needed to construct that parameter. Note that all relative energy densities in the table $\Omega_a(z)$ are defined using the present value $G = G_0$ of the Newton gravitational constant in agreement with the definition (1). Each higher level requires an additional differentiation of observational data (D_L, D_A, \dots) and, therefore, demands a higher level of accuracy for the latter. For current data, we broadly have about 10% accuracy for quantities belonging to the first level, 50% for the second level, while determination of third level parameters lies in the future. By smoothing, we lower the level of a parameter by unity.

Relations between geometrical and physical parameters are the following:

$$\begin{aligned}
 w(z) &= \frac{2q(z) - 1}{3(1 - \Omega_m(z))}; \\
 \Omega_V(z) &= \frac{2 - q}{3} - \frac{H_0^2}{2H^2} \Omega_{m0}(1+z)^3; \\
 \Omega_T(z) &= \frac{1 + q}{3} - \frac{H_0^2}{2H^2} \Omega_{m0}(1+z)^3; \\
 \Omega_\Pi(z) &= \frac{1}{3} \left(r - 3q - 4 + \frac{9H_0^2}{2H^2} \Omega_{m0}(1+z)^3 \right).
 \end{aligned} \tag{57}$$

7. Summary and discussion

The nature of dark energy is clearly one of the outstanding physical and cosmological puzzles of this century. Although many distinct theoretical models have been advanced to explain the cosmic acceleration, an alternative approach to study and understand DE is to determine DE properties from observational data in a model independent fashion, thus, *reconstructing* DE from observations. In this review, we have attempted to briefly summarize some important approaches of cosmological reconstruction. These approaches are briefly classifiable into parametric and non-parametric methods. Both methods appear to give consistent results when applied to current data. Future directions for model independent reconstruction of dark energy have also been briefly discussed. In the first approximation, within current observational errors, the reconstructed DE behaves like a cosmological constant. But future, much more precise data, may well show some deviations from this behaviour. However small, these could have a profound influence on the whole of physics.

Acknowledgments: We are grateful to Dragan Huterer, Irith Maor, Yun Wang and Jun-Qing Xia for agreeing to provide figures for this review. VS acknowledges a useful conversation with Ranjeev Misra. AS was partially supported by the Russian Foundation for Basic Research, grant 05-02-17450, and by the Research Program “Astronomy” of the Russian Academy of Sciences. He also thanks the Centre Emile Borel, Institut Henri Poincare, Paris for hospitality in the period when this paper was finished.

References

1. A. G. Riess *et al.*, 1998, *Astron. J.* **116**, 1009 [[astro-ph/9805201](#)]; S. J. Perlmutter *et al.*, 1999, *Astroph. J.* **517**, 565 [[astro-ph/9812133](#)]; R. A. Knop *et al.*, 2003, *Astroph. J.* **598**, 102(K) [[astro-ph/0309368](#)].
2. A. G. Riess *et al.*, 2004, *Astroph. J.* **607**, 665(R) [[astro-ph/0402512](#)].
3. P. Astier *et al.*, 2005, *Astron. Astroph.* **447**, 31 [[astro-ph/0510447](#)].
4. D. N. Spergel *et al.*, 2003, *Astrophys.J.Suppl.* **148**, 175 [[astro-ph/0302209](#)]; D N. Spergel et al, 2006, [astro-ph/0603449](#).
5. M. Tegmark *et al.*, 2004, *Phys. Rev. D* **69**, 103501 [[astro-ph/0310723](#)].
6. V. Sahni and A. A. Starobinsky, 2000, *Int. J. Mod. Phys. D* **9**, 373 [[astro-ph/9904398](#)].
7. S. M. Carroll, 2001, *Living Rev.Rel.* **4**, 1 [[astro-ph/0004075](#)]; P. J. E. Peebles and B. Ratra, 2003, *Rev.Mod.Phys.* **75**, 559 [[astro-ph/0207347](#)]; T. Padmanabhan, 2003, *Phys. Rep.* **380**, 235 [[hep-th/0212290](#)]; V. Sahni, 2004, *Lect. Notes Phys.* **653**, 141 [[astro-ph/0403324](#)]; 2005, [astro-ph/0502032](#); S. Nojiri and S. D. Odintsov, 2006, [hep-th/0601213](#); R. P. Woodard, 2006, [astro-ph/0601672](#); E. J. Copeland, M. Sami and S. Tsujikawa, 2006, [hep-th/0603057](#); S. Bludman, 2006, [astro-ph/0605198](#).
8. G. Dvali, G. Gabadadze and M. Porrati, 2000, *Phys. Lett. B* **485**, 208 [[hep-th/0005016](#)]; C. Deffayet, G. Dvali and G. Gabadadze, 2002, *Phys. Rev. D* **65**, 044023 [[astro-ph/0105068](#)].
9. B. Boisseau, G. Esposito-Farese, D. Polarski and A. A. Starobinsky, 2000, *Phys. Rev. Lett.* **85**, 2236 [[gr-qc/0001066](#)].

10. V. Sahni and Yu. Shtanov, 2003, JCAP **0311**, 014 [[astro-ph/0202346](#)].
11. R. Gannouji, D. Polarski, A. Ranquet and A. A. Starobinsky, 2006, JCAP **0609**, 016 [[astro-ph/0606287](#)].
12. E. V. Linder, 2004, [hep-th/0410017](#).
13. V. Sahni and Yu. Shtanov, 2005, Phys. Rev. D **71**, 084018 [[astro-ph/0410221](#)].
14. B.A. Bassett and M. Kunz, 2004, Phys. Rev. D **69**, 101305 [[astro-ph/0312443](#)].
15. F. De Bernardis, E. Guisarma and A. Melchiorri, 2006, Int. J. Mod. Phys. D **15**, 759 [[gr-qc/0606029](#)].
16. A. A. Starobinsky, 1998, JETP Lett. **68**, 757 [[astro-ph/9810431](#)].
17. D. Huterer and M. S. Turner, 1999, Phys. Rev. D **60**, 081301 [[astro-ph/9808133](#)].
18. T. Nakamura and T. Chiba, 1999, Mon. Not. Roy. Ast. Soc. **306**, 696 [[astro-ph/9810447](#)].
19. T. D. Saini, S. Raychaudhury, V. Sahni and A. A. Starobinsky, 2000, Phys. Rev. Lett. **85**, 1162 [[astro-ph/9910231](#)].
20. T. Chiba and T. Nakamura, 2000, Phys. Rev. D **62**, 121301(R) [[astro-ph/0008175](#)].
21. C. Alcock and B. Paczynski, 1979, Nature **281**, 358; J. Kujat, A. M. Linn, R. J. Scherrer and D. H. Weinberg, 2001, Astroph. J. **572**, 1 [[astro-ph/0112221](#)].
22. J.A. Newman and M. Davis, 2000, Astroph. J. **534**, L11 [[astro-ph/9912366](#)].
23. D.J. Eisenstein *et al.*, 2005, Astroph. J. **633**, 560 [[astro-ph/0501171](#)].
24. J.R. Bond, G. Efstathiou and M. Tegmark, 1997, Mon. Not. Roy. Ast. Soc. **291**, L33 [[astro-ph/9702100](#)].
25. Y. Wang and P. Mukherjee, 2006, [astro-ph/0604051](#).
26. V. Sahni, T. D. Saini, A. A. Starobinsky and U. Alam, 2003, JETP Lett. **77**, 201 [[astro-ph/0201498](#)].
27. A. Kamenshchik, U. Moschella and V. Pasquier, 2001, Phys. Lett. B **511**, 265 [[gr-qc/0103004](#)].
28. V. Gorini, A. Kamenshchik, U. Moschella, V. Pasquier and A. Starobinsky, 2005, Phys. Rev. D **72**, 103518 [[astro-ph/0504576](#)].
29. N. Bilic, G.B. Tupper and R. Viollier, 2002, Phys. Lett. B **535**, 17 [[astro-ph/0111325](#)].
30. A. Frolov, L. Kofman and A. Starobinsky, 2002, Phys. Lett. B **545**, 8 [[hep-th/0204187](#)].
31. T. Padmanabhan and T. Roy Choudhury, 2003, MNRAS **344**, 823 [[astro-ph/0212573](#)].
32. C. Bonvin, R. Durrer and M. A. Gasparini, 2006, Phys. Rev. D **73**, 023523 [[astro-ph/0511183](#)].
33. C. Bonvin, R. Durrer and M. Kunz, 2006, Phys. Rev. Lett. **96**, 191302 (2006) [[astro-ph/0603240](#)].
34. K. Enqvist and T. Mattsson, 2006, [astro-ph/0609120](#).
35. A. Lue, R. Scoccimarro and G. D. Starkman, 2004, Phys. Rev. D **69**, 124015 [[astro-ph/0401515](#)]; K. Koyama and R. Maartens, 2006, JCAP **0601**, 016 [[astro-ph/0511634](#)]; G. Deffayet, G. Gabadadze and A. Inglesias, 2006, JCAP **0608**, 012 [[hep-th/0607099](#)].
36. G. Aldering *et al.*, 2004, [astro-ph/0405232](#).
37. D. A. Dicus and W. W. Repko, 2006, [astro-ph/0605537](#).
38. U. Alam, V. Sahni, T. D. Saini and A. A. Starobinsky, 2003, Mon. Not. Roy. Ast. Soc. **344**, 1057 [[astro-ph/0303009](#)].
39. U. Alam, V. Sahni, T. D. Saini and A. A. Starobinsky, 2004, Mon. Not. Roy. Ast. Soc. **354**, 275 [[astro-ph/0311364](#)].
40. U. Alam, V. Sahni and A. A. Starobinsky, 2004, JCAP **0406**, 008 [[astro-ph/0403687](#)].
41. M. Chevallier and D. Polarski, 2001, Int. J. Mod. Phys. D **10**, 213 [[gr-qc/0009008](#)].

42. J. Welle and A. Albrecht, 2002, Phys. Rev. D **65**, 103512 [[astro-ph/0106079](#)].
43. B. Gerke and G. Efstathiou, 2002, Mon. Not. Roy. Ast. Soc. **335**, 33 [[astro-ph/0201336](#)].
44. I. Maor, R. Brustein, J. McMahon and P. J. Steinhardt, 2002, Phys. Rev. D **65**, 123003 [[astro-ph/0112526](#)].
45. P. S. Corasaniti and E. J. Copeland, 2003, Phys. Rev. D **67**, 063521 [[astro-ph/0205544](#)].
46. E. V. Linder, 2003, Phys. Rev. Lett. **90**, 091301 [[astro-ph/0208512](#)].
47. Y. Wang and P. Mukherjee, 2004, Astroph. J. **606**, 654 [[astro-ph/0312192](#)].
48. T. D. Saini, J. Weller and S. L. Bridle, 2004, Mon. Not. Roy. Ast. Soc. **348**, 603 [[astro-ph/0305526](#)].
49. S. Nesseris and L. Perivolaropoulos, 2004, Phys. Rev. D **70**, 043531 [[astro-ph/0401556](#)]; 2005, Phys. Rev. D **72**, 123519 [[astro-ph/0511040](#)].
50. T. Roy Choudhury and T. Padmanabhan, 2005, Astron. Astrophys. **429**, 807 [[astro-ph/0311622](#)].
51. Y. Gong, 2005, Int. J. Mod. Phys. D **14**, 599 [[astro-ph/0401207](#)]; 2005, Class.Quant.Grav. **22**, 2121 [[astro-ph/0405446](#)].
52. R. Lazkoz, S. Nesseris and L. Perivolaropoulos, 2005, JCAP **0511**, 010 [[astro-ph/0503230](#)].
53. H. K. Jassal, J. S. Bagla and T. Padmanabhan, 2005, Mon. Not. Roy. Ast. Soc. **356**, L11 [[astro-ph/0404378](#)].
54. B. Feng, M. Li, Y-S. Piao and X. Zhang, 2006, Phys. Lett. B **634**, 101 [[astro-ph/0407432](#)].
55. J.-P. Uzan, 2006, [astro-ph/0605313](#).
56. J. Simon, L. Verde and R. Jimenez, 2005, Phys. Rev. D **71**, 123001 [[astro-ph/0412269](#)].
57. Z. K. Guo, N. Ohta and Y. Z. Zhang, 2005, Phys. Rev. D **72**, 023504 [[astro-ph/0505253](#)]; Z. K. Guo, N. Ohta and Y. Z. Zhang, 2006, [astro-ph/0603109](#).
58. B. A. Bassett, M. Kunz, J. Silk and C. Ungarelli, 2002, Mon. Not. Roy. Ast. Soc. **336**, 1217 [[astro-ph/0203383](#)].
59. P. S. Corasaniti, B. A. Bassett, C. Ungarelli and E. J. Copeland, 2003, Phys. Rev. Lett. **90**, 091303 [[astro-ph/0210209](#)].
60. V. Sahni and L. M. Wang, 2000, Phys. Rev. D **62** 103517 [[astro-ph/9910097](#)]; S. Dodelson, M. Kaplinghat and E. Stewart, 2000, Phys. Rev. Lett. **85**, 5276 [[astro-ph/0002360](#)]; C. Rubano, P. Scudellaro, E. Piedipalumbo and S. Capozziello, 2003, Phys. Rev. D **68**, 123501 [[astro-ph/0311535](#)]; G. Barenboim, O. Mena, C. Quigg, 2005, Phys. Rev. D **71**, 063533 [[astro-ph/0412010](#)]; S. Nojiri and S. D. Odintsov, 2006, Phys. Lett. B **637**, 139 [[hep-th/0603062](#)].
61. H. Akaike, 1974, IEEE Trans. Auto. Control, **19**, 716.
62. G. Schwarz, 1978, Annals of Statistics, **5**, 461.
63. A. R. Liddle, 2004, Mon. Not. Roy. Ast. Soc. **351**, L49 [[astro-ph/0401198](#)].
64. B. A. Bassett, P. S. Corasaniti and M. Kunz, 2004, Astroph. J. **617**, L1 [[astro-ph/0407364](#)].
65. P. J. E. Peebles, 1980, *The Large scale structure of the universe*, Princeton university press.
66. V. Sahni and P. Coles, 1995, Phys. Rept. **262**, 1 [[astro-ph/9505005](#)].
67. D. Huterer and G. Starkman, 2003, Phys. Rev. Lett. **90**, 031301 [[astro-ph/0207517](#)].
68. E. V. Linder and D. Huterer, 2005, Phys. Rev. D **72**, 043509 [[astro-ph/0505330](#)]; R. G. Crittenden and L. Pogosian, 2005, [astro-ph/0510293](#); C. Shapiro and M. S. Turner, 2005, [astro-ph/0512586](#).

69. I. P. Neupane and B. M. N. Carter, 2006 Phys. Lett. B **638**, 94 [hep-th/0510109]; JCAP 0606 (2006) 004 [hep-th/0512262].
70. S. Nojiri, S. D. Odintsov and M. Sami, 2006, Phys. Rev. D **74**, 046004 [hep-th/0605039].
71. A. Melchiorri, L. Mersini, C. J. Odman and M. Trodden, 2003, Phys. Rev. D **68**, 043509 [astro-ph/0211522].
72. J. M. F. Maia and J. A. S. Lima, 2002, Phys. Rev. D **65**, 083513 [astro-ph/0112091]; M. Szydlowski and W. Czaja, 2004, Phys. Rev. D **69**, 083507 [astro-ph/0309191]; 2004, Phys. Rev. D **69**, 083518 [gr-qc/0305033]; N. J. Nunes and J. E. Lidsey, 2004, Phys. Rev. D **69**, 123511 [astro-ph/0310882]; U. Alam, V. Sahni, T. D. Saini and A. A. Starobinsky, 2004, astro-ph/0406672; V. B. Johri and P. K. Rath, 2005, astro-ph/0510017; M. Sahlén, A. R. Liddle and D. Parkinson, 2005, Phys. Rev. D **72**, 083511; S. Tsujikawa, 2005, Phys. Rev. D **72**, 083512; D. Polarski and A. Ranquet, 2005, Phys. Lett. B **627**, 1; Y. Wang and K. Freese, 2006, Phys. Lett. B **632**, 449; F. Simpson and S. Bridle, 2006, Phys. Rev. D **73**, 083001; A. A. Sen, 2006, JCAP **0603**, 010 [astro-ph/0512406]; X. Zhang, 2006, astro-ph/0604484; astro-ph/0609699.
73. Y. Wang and G. Lovelace, 2001, Astroph. J. **562**, L115 [astro-ph/0109233].
74. T. D. Saini, 2003, Mon. Not. Roy. Ast. Soc. **344**, 129 [astro-ph/0302291].
75. R. A. Daly and S. G. Djorgovsky, 2003, Astroph. J. **597**, 9 [astro-ph/0305197].
76. R. A. Daly and S. G. Djorgovsky, 2004, Astroph. J. **612**, 652 [astro-ph/0403664].
77. R. A. Daly and S. G. Djorgovsky, 2006, astro-ph/0609791.
78. Y. Wang and M. Tegmark, 2004, Phys. Rev. Lett. **92**, 241302 [astro-ph/0403292].
79. Y. Wang and M. Tegmark, 2005, Phys. Rev. D **71**, 103513 [astro-ph/0501351].
80. C. Espana-Bonet and P. Ruiz-Lapuente, 2005, hep-ph/0503210.
81. A. Shafieloo, U. Alam, V. Sahni, A. A. Starobinsky, 2006, Mon. Not. Roy. Ast. Soc. **366**, 1081 [astro-ph/0505329].
82. R. A. Daly and S. G. Djorgovsky, 2005, astro-ph/0512576.
83. D. Huterer and A. Cooray, 2005, Phys. Rev. D **71**, 023506 [astro-ph/0404062].
84. S. Fay and R. Tavakol, 2006, astro-ph/0606431.
85. P. Coles and F. Lucchin, 1995, "Cosmology, The origin and evolution of large scale structure", John Wiley & sons.
86. M. Tegmark, 2002, Phys. Rev. D **66**, 103507 [astro-ph/0101354].
87. W. Hu and B. Jain, 2004, Phys. Rev. D **70**, 043009 [astro-ph/0312395].
88. Presentations of the The Dark Energy Task Force, <http://www.hep.net/p5pub/AlbrechtP5March2006.pdf>.
89. E. V. Linder, 2006, astro-ph/0604280.
90. D. Martin and A. Albrecht, 2006, astro-ph/0604401.
91. H. K. Jassal, J. S. Bagla and T. Padmanabhan, 2006, astro-ph/0601389.
92. G. Zhao, J. Xia, B. Feng and X. Zhang, 2006, astro-ph/0603621; J. Xia, G. Zhao, H. Li, B. Feng and X. Zhang, 2006, astro-ph/0605366.
93. C. Stephan-Otto, 2006, Phys. Rev. D **74**, 023507 [astro-ph/0605403].
94. H. Wei and S. Nan Zhang, astro-ph/0609597.
95. A. A. Starobinsky, 2005, JETP Lett. **82**, 169 [astro-ph/0507193].
96. U. Alam and V. Sahni, 2006, Phys. Rev. D **73**, 084024 [astro-ph/0511473].
97. R. Maartens and E. Majerotto, 2006, Phys. Rev. D **74**, 023004 [astro-ph/0603353].
98. N. Benitez *et al.*, 2002, Ap. J. Lett. **577**, L1 [astro-ph/0207097].
99. A. G. Riess *et al.*, 2002, Astroph. J. **560**, 49 [astro-ph/0104455].
100. M. Visser, 2004, Class. Quant. Grav. **21**, 2603 [gr-qc/0309109].
101. V. Gorini, A. Kamenshchik and U. Moschella, 2003, Phys. Rev. D **67**, 063509 [astro-ph/0209395]; W. Zimdahl and D. Pavon, 2004, Gen. Rel. Grav. **36**, 1483

- [gr-qc/0311067]; A. K. D. Evans, I. K. Wehus, O. Gron and O. Elgaroy, 2005, *Astron. Astrophys.* **430**, 399 [astro-ph/0406407]; U. Debnath, A. Banerjee and S. Chakraborty, 2004, *Class. Quant. Grav.* **21**, 5609 [gr-qc/0411015]; X. Zhang, 2005, *Phys. Lett. B* **611**, 1 [astro-ph/0503075]; X. Zhang, 2005, *Int.J.Mod.Phys.* **D14**, 1597, [astro-ph/0504586]; X. Zhang, Feng-Quan Wu, J. Zhang, 2006, *JCAP* **0601**, 003 [astro-ph/0411221]; P. Wu and H. Yu, 2005, *Int. J. Mod. Phys. D* **14**, 1873 [gr-qc/05090365]; E. E. O. Ishida, 2006, astro-ph/0609614; D. Rapetti, S. W. Allen, M. A. Amin, R. D. Blandford, astro-ph/0605683.
102. B. Ratra and P. J. E. Peebles, 1988, *Phys. Rev. D* **37**, 3406.