

# Discovery of Five Recycled Pulsars in a High Galactic Latitude Survey

B. A. Jacoby<sup>1,2</sup>, M. Bailes<sup>3</sup>, S. M. Ord<sup>3,4</sup>, H. S. Knight<sup>3,5</sup>, and A. W. Hotan<sup>3,5</sup>

## ABSTRACT

We present five recycled pulsars discovered during a 21-cm survey of approximately  $4,150 \text{ deg}^2$  between  $15^\circ$  and  $30^\circ$  from the galactic plane using the Parkes radio telescope. One new pulsar, PSR J1528–3146, has a 61 ms spin period and a massive white dwarf companion. Like many recycled pulsars with heavy companions, the orbital eccentricity is relatively high ( $\sim 0.0002$ ), consistent with evolutionary models that predict less time for circularization. The four remaining pulsars have short spin periods ( $3 \text{ ms} < P < 6 \text{ ms}$ ); three of these have probable white dwarf binary companions and one (PSR J2010–1323) is isolated. PSR J1600–3053 is relatively bright for its dispersion measure of  $52.3 \text{ pc cm}^{-3}$  and promises good timing precision thanks to an intrinsically narrow feature in its pulse profile, resolvable through coherent dedispersion. In this survey, the recycled pulsar discovery rate was one per four days of telescope time or one per  $600 \text{ deg}^2$  of sky. The variability of these sources implies that there are more millisecond pulsars that might be found by repeating this survey.

*Subject headings:* binaries:close — pulsars: general — stars: neutron — surveys

## 1. Introduction

Most pulsars are thought to descend from massive stars in the disk of the galaxy, and as a result, the bulk of pulsar search efforts have historically been concentrated near the galactic

---

<sup>1</sup>Department of Astronomy, California Institute of Technology, MS 105-24, Pasadena, CA 91125.

<sup>2</sup>present address: Naval Research Laboratory, Code 7213, 4555 Overlook Avenue, SW, Washington, DC 20375; bryan.jacoby@nrl.navy.mil.

<sup>3</sup>Centre for Astrophysics and Supercomputing, Swinburne University of Technology, P.O. Box 218, Hawthorn, VIC 31122, Australia; mbailes@astro.swin.edu.au, hknight@astro.swin.edu.au, ahotan@astro.swin.edu.au.

<sup>4</sup>present address: School of Physics, University of Sydney, A28, NSW 2006, Australia; ord@physics.usyd.edu.au.

<sup>5</sup>Australia Telescope National Facility, CSIRO, P.O. Box 76, Epping, NSW 1710, Australia.

plane where the majority of pulsars, with their fairly short observable lifetimes, reside (e.g. Stokes et al. 1986; Clifton et al. 1992; Johnston et al. 1992; Manchester et al. 2001). Early surveys along the plane met with limited success when searching for recycled pulsars. The value of finding new recycled pulsars comes from their contribution to our understanding of the binary evolution processes (Bhattacharya & van den Heuvel 1991), tests of general relativity (van Straten et al. 2001), and their use in a millisecond pulsar (MSP) timing array for the detection of low frequency gravitational waves (Foster & Backer 1990).

The pioneering survey of Wolszczan (1991) led to the discovery of two fascinating systems in a small area at high galactic latitude. This success spawned several surveys at high galactic latitudes, which yielded a large number of recycled pulsars (Bailes et al. 1994; Foster et al. 1995; Lorimer et al. 1995; Nicastro et al. 1995; Camilo et al. 1996). Simulations of the low-luminosity galactic recycled pulsar population point to a more isotropic distribution than is expected for the more luminous long-period pulsars that are less subject to the deleterious effects of the interstellar medium (Johnston & Bailes 1991). This difference is because recycled pulsars have had a longer time to migrate away from their birthplace in the galactic disk and their shorter periods strongly limit the distance to which they can be detected in the electron-rich galactic plane. These facts, combined with the relative insensitivity to dispersion and lower sky temperatures afforded by high-frequency observations, suggested that a 21 cm survey for pulsars away from the galactic plane would be extremely productive (Toscano et al. 1998). The success of the Swinburne Intermediate Latitude Pulsar Survey demonstrated the validity of this approach, discovering eight recycled pulsars in  $\sim 2950 \text{ deg}^2$  at galactic latitudes between  $5^\circ$  and  $15^\circ$  (Edwards & Bailes 2001a,b; Edwards et al. 2001). Recent re-processing of the Parkes multibeam survey which concentrated on the galactic plane ( $|b| < 5^\circ$ ) has also yielded millisecond and recycled pulsars in large numbers (Faulkner et al. 2004).

In this paper we describe five recycled pulsars discovered in this extension of the Swinburne Intermediate Latitude survey. In section 2 we describe the survey parameters before discussing the five pulsars individually in section 3, giving their timing solutions (where possible), pulse profiles and derived parameters. In section 4 we discuss our results.

## 2. A High Latitude Pulsar Survey

This survey was carried out using the 13-beam multibeam receiver on the Parkes 64 m radio telescope from January 2001 to December 2002. This survey covered  $\sim 4,150 \text{ deg}^2$  in the region  $-100^\circ < l < 50^\circ$ ,  $15^\circ < |b| < 30^\circ$ . Relatively short 265 s integrations gave a sensitivity which is well-matched to the expected scale height and luminosity distribution of

the pulsar population (Cordes & Chernoff 1997) and allowed us to complete the 7232 survey pointings in about four weeks of observing. The signals from each beam were processed and digitized by a  $2 \times 96 \times 3$  MHz filterbank operating at a center sky frequency of 1374 MHz and one-bit sampled every  $125 \mu\text{s}$ , providing good sensitivity to fast pulsars with low to moderate dispersion measures. This observing methodology is identical to that employed for the Swinburne Intermediate Latitude Pulsar Survey and differs from that of the Parkes Multibeam Pulsar Survey (Manchester et al. 2001) only in sampling period ( $125 \mu\text{s}$  vs.  $250 \mu\text{s}$ ) and integration time (265 s vs. 2100 s).

The resulting 2.4 TB of data were searched for pulsar-like signals using standard techniques with the 64 Compaq Alpha workstations at the Swinburne Centre for Astrophysics and Supercomputing, resulting in the discovery of 26 new pulsars. Full details of this survey will be described in a future paper (Jacoby et al. in preparation). Of these 26 new pulsars, seven are recycled. One of them, PSR J1909–3744, is an exceptionally interesting millisecond pulsar and has been reported elsewhere (Jacoby et al. 2003, 2005), and another, PSR J1738+0333, will be described in a latter paper (Jacoby et al. in preparation). The other five are described here.

### 3. Discovery and Timing of Five Recycled Pulsars

These five objects belong to the class of recycled pulsars with relatively weak magnetic fields and small spindown rates. Four are MSPs with spin periods well under 10 ms; the fifth has a longer spin period, but is still clearly recycled due to its large characteristic age ( $\tau_c$ ). One of the MSPs is isolated; the other pulsars are in binary systems with probable white dwarf companions. Average pulse profiles of the five pulsars are shown in Figure 1.

We have begun a systematic timing program at Parkes for these and other pulsars discovered in this survey, primarily using the  $2 \times 512 \times 0.5$  MHz filterbank at 1390 MHz with occasional observations using the  $2 \times 256 \times 0.125$  MHz filterbank at 660 MHz to determine the dispersion measure (DM).

We followed standard pulsar timing procedures: folded pulse profiles from individual observations were cross-correlated with a high signal-to-noise template profile to determine an average pulse time of arrival (TOA) corrected to UTC(NIST). The standard pulsar timing package TEMPO<sup>1</sup>, along with the Jet Propulsion Laboratory’s DE405 ephemeris, was used for all timing analysis. TOA uncertainties for each pulsar were multiplied by a factor between

---

<sup>1</sup><http://pulsar.princeton.edu/tempo>

1.12 and 1.65 to achieve reduced  $\chi^2 \simeq 1$ . One of the new pulsars, PSR J1933–6211, has a very small orbital eccentricity ( $e$ ), giving rise to a strong covariance between the time of periastron ( $T_0$ ) and longitude of periastron ( $\omega$ ) in this system. For this pulsar, we have used the ELL1 binary model which replaces  $\omega$ ,  $T_0$ , and  $e$  with the time of ascending node ( $T_{\text{asc}}$ ) and the Laplace-Lagrange parameters  $e \sin \omega$  and  $e \cos \omega$  (Lange et al. 2001). We have used the DD model (Damour & Deruelle 1985, 1986) for PSR J1528–3146 and PSR J1600–3053.

For PSR J1741+1351, orbital parameters were obtained by fitting a model to observed spin periods obtained from multiple observations with the 96-channel survey filterbank. The position reported here is the center of the survey beam in which the pulsar was discovered; timing analysis of this pulsar is ongoing and will be reported in a future paper (Freire et al. in preparation).

Astrometric, spin, binary, and derived parameters for all pulsars are given in Tables 1 and 2. Timing residuals for the four pulsars with timing solutions are shown in Figure 2.

### 3.1. PSR J1528–3146: A Recycled Pulsar with a Massive Companion

PSR J1528–3146 has the longest spin period ( $P = 61$  ms) of the five new pulsars reported here. The minimum companion mass (obtained from the mass function by assuming an edge-on orbit and a pulsar mass of  $1.35 M_\odot$ ) is  $0.94 M_\odot$ ; the system’s circular orbit suggests that the companion must be a CO or ONeMg white dwarf. Only a handful of such intermediate mass binary pulsar (IMBP) systems are known (Edwards & Bailes 2001b; Camilo et al. 2001). Of all low-eccentricity binary pulsars, this object has the second highest minimum companion mass and fifth highest projected orbital velocity. The orbital parameters of PSR J1528–3146 are broadly similar to those of PSR J1157–5112, the low-eccentricity binary pulsar with the most massive white dwarf companion (Edwards & Bailes 2001a). The orbital eccentricity ( $\sim 2 \times 10^{-4}$ ) is high compared to recycled pulsars with similar orbital periods. The large mass of the companion suggests a shorter duration spin-up phase, leaving less time to circularize the post-supernova orbit and transfer mass to the pulsar. At the dispersion measure of  $18 \text{ pc cm}^{-3}$ , the implied distance is only about 1 kpc. We have detected a potential optical counterpart at the pulsar timing position with  $R \sim 24.2$ . As with other optically-detected IMBP companions, this is brighter than expected given the characteristic age of the pulsar, suggesting that the spin-down age overestimates the cooling age of the white dwarf and hence the time since the end of mass transfer in the system (Jacoby et al. 2006).

### 3.2. PSR J1600–3053: A High Precision Timing LMBP

Our timing results obtained with the Parkes filterbank for this 3.6 ms pulsar have a weighted RMS residual of  $1.55 \mu\text{s}$  over three years. Using the Caltech-Parkes-Swinburne Recorder II (CPSR2; see Jacoby 2005), a wide-bandwidth coherent dedispersion backend at Parkes, Ord et al. (2006) have achieved an RMS residual of only 650 ns for this pulsar; measurement of the Shapiro delay constrains the orbital inclination to be between  $59^\circ$  and  $70^\circ$  (95% confidence). This pulsar will be an important part of pulsar timing array experiments aimed at detecting low-frequency gravitational waves emitted by coalescing super-massive black hole binaries (Jaffe & Backer 2003).

### 3.3. PSR J1741+1351: An LMBP with Strong Scintillation

This 3.7 ms LMBP scintillates very strongly at 1.4 GHz, frequently making it undetectable in reasonable ( $\sim 15$  min) integration times at Parkes. In fact, four attempts were required to confirm this pulsar candidate highlighting why repeating this survey would no doubt turn up other pulsars that are, on average, below the nominal survey sensitivity limit. This strong scintillation partly explains why this pulsar was not discovered in previous Arecibo surveys. We have not yet obtained a phase-connected timing solution for this pulsar. The minimum companion mass of  $0.24 M_\odot$ , 16 day orbital period and inconsistent flux make it uninteresting for tests of General Relativity with current instrumentation.

### 3.4. PSR J1933–6211: An MSP with an Edge-on Orbit?

This short period (3.4 ms) pulsar’s companion has a minimum mass of  $0.32 M_\odot$  — somewhat higher than the typical LMBP. The only other disk pulsars with companions of at least  $0.3 M_\odot$  and spin periods shorter than 10 ms are PSR J2019+2425 (Nice et al. 1993) ( $P = 3.9$  ms) with a much longer orbital period ( $P_b = 76$  d vs. 13 d), and PSR J1757–5322 (Edwards & Bailes 2001b) ( $P = 8.9$  ms) and PSR J1435–6100 (Camilo et al. 2001) ( $P = 9.3$  ms) with substantially more compact orbits ( $P_b = 1.4$  d and 0.45 d respectively). This may mean that this pulsar has a nearly edge-on orbit or represents a limit to accretion spin-up given the mass of the companion.

### 3.5. PSR J2010–1323: Isolated MSP

This 5.2 ms pulsar is the only isolated MSP found in this survey. Approximately one-fourth of recycled pulsars not associated with globular clusters are isolated. The RMS timing residual is  $4\ \mu\text{s}$  with a 256 MHz filterbank system, and there is no evidence of any planetary system like that surrounding the planet pulsar PSR B1257+12. With hour-long integrations and coherent dedispersion backend, we anticipate that a weighted RMS residual of approximately  $1\ \mu\text{s}$  will be possible for this pulsar with the Parkes telescope and perhaps half that with the 100 m Green Bank Telescope.

## 4. Discussion

This survey has once again demonstrated the efficacy of the Parkes 64 m telescope’s multibeam receiver for discovering recycled pulsars. The recycled pulsar discovery rate of one per  $600\ \text{deg}^2$  is comparable to that of Edwards et al. (2001). However, only one new recycled pulsar was discovered more than  $25^\circ$  and less than  $30^\circ$  from the plane, compared to the five between  $5^\circ$  and  $10^\circ$  from the plane, which may indicate that the density of MSPs detectable with this backend and telescope combination drops off considerably when more than  $25^\circ$  from the galactic plane.

The ratio of the number of recycled pulsars still in binaries compared to those that are now single puts a limit on the fraction of systems where recycling goes out of control, resulting in a solitary pulsar either because the pulsar gets too close to the companion and ablates it with its strong wind, or tidally disrupts the companion completely. In this survey 6 of the 7 recycled pulsars are in binary systems, which in itself suggests that in the majority of cases recycling is not fatal to the donor star. Thanks to the Parkes multibeam surveys the disk population of millisecond pulsars is now becoming large enough for us to search for trends that might explain why some millisecond pulsars are single and others are not, and which parameters are correlated. The recycled pulsars found in this survey have reinforced the previously observed trend of pulsars with high-mass companions having longer spin periods and higher eccentricities than those with low-mass companions.

Large-scale uniform surveys allow us to model the underlying populations’ properties, including the  $z$ -scale height of MSPs. There are 11 field MSPs (defined for our purposes as having  $P < 20\ \text{ms}$ ) with  $|z| > 0.5\ \text{kpc}$  in the ATNF Pulsar Catalogue<sup>2</sup> (Manchester et al. 2005), with  $DM$ -based distances provided by the NE2001 model (Cordes & Lazio 2002)

---

<sup>2</sup><http://www.atnf.csiro.au/research/pulsar/psrcat/>

for pulsars without direct distance estimates. Of these pulsars, 4 were discovered by the Parkes 70 cm survey (Manchester et al. 1996; Lyne et al. 1998), and none by the Swinburne surveys (though we would have expected these surveys to have similar sensitivities to high- $|z|$  pulsars). The Arecibo surveys that are responsible for most of the rest are difficult to model. To investigate the implications of the large-area Parkes surveys we simulated a population of 100,000 MSPs with a wide range in luminosity and a scale height of 500 pc. Our simulation predicted that half of all discoveries should have  $|z| > 0.5$  kpc for the Parkes 70cm and the Swinburne surveys. In reality, only about 13% of the MSPs detected have  $|z| > 0.5$  kpc, which either suggests that 0.5 kpc is an overestimate of their scale height, or our modeling of their luminosities is incorrect. We note that somewhat different results are obtained using the older Taylor & Cordes (1993) Galactic electron model to estimate distances. Based on this model, there are 17 MSPs with  $|z| > 0.5$  kpc, 5 of which were discovered in the Parkes 70 cm survey and 5 of which were discovered by the Swinburne surveys. This suggests that values of the  $z$  scale height from previous population studies based on the older distance model, such as the  $0.65^{+0.16}_{-0.12}$  kpc Gaussian scale height of Cordes & Chernoff (1997), will be revised downward by the use of the new Galactic electron model.

Again restricting ourselves to disk pulsars with  $P < 20$  ms, we find 15 isolated MSPs and 44 in binary systems. The distribution of height above the Galactic plane is shown for these two populations in Figure 3. The RMS deviation from  $z = 0$  is  $240 \pm 40$  pc for isolated MSPs and  $450 \pm 50$  pc for binary MSPs (if we consider only pulsars with  $P < 10$  ms the isolated sample is unchanged, while the binary sample drops to 37 objects with RMS in  $z$  of  $470 \pm 60$  pc). These results are similar to those obtained by Lommen et al. (2006) using a sample of 9 isolated and 20 binary pulsars with  $P < 10$  ms.

The median distance to the isolated and binary MSPs in our sample is 960 pc and 1240 pc respectively, regardless of the period cutoff used. The difference between these two populations is less than that noted by Lommen et al. (2006), who found more than a factor of two difference in their sample. This result may suggest that the luminosity distributions of isolated and binary MSPs are not as different as previously thought, with implications for the birth velocity distributions required by the different observed scale heights. A flux monitoring campaign on a large population of MSPs including those discovered here should enable direct investigation of the tantalising scale height—luminosity question for isolated and binary MSPs. If the isolated MSPs really do have lower luminosities we would expect them to have had a different accretion history than those still in binary systems. If it is the tight binary MSPs that evolve into isolated MSPs through either ablation or tidal destruction of their companions, then we might expect different underlying velocity distributions and therefore different scale heights for the isolated and binary populations.

We thank R. Edwards for invaluable help with pulsar search software. The Parkes telescope is part of the Australia Telescope which is funded by the Commonwealth of Australia for operation as a National Facility managed by CSIRO. BAJ thanks NSF and NASA for supporting this research. BAJ holds a National Research Council Research Associateship Award at the Naval Research Laboratory (NRL). Basic research in radio astronomy at NRL is supported by the Office of Naval Research.

## REFERENCES

- Bailes, M., Harrison, P. A., Lorimer, D. R., Johnston, S., Lyne, A. G., Manchester, R. N., D’Amico, N., Nicastro, L., Tauris, T. M., & Robinson, C. 1994, *ApJ*, 425, L41
- Bhattacharya, D. & van den Heuvel, E. P. J. 1991, *Phys. Rep.*, 203, 1
- Camilo, F., Lyne, A. G., Manchester, R. N., Bell, J. F., Stairs, I. H., D’Amico, N., Kaspi, V. M., Possenti, I., Crawford, F., & McKay, N. P. F. 2001, *ApJ*, 548, L187
- Camilo, F., Nice, D. J., & Taylor, J. H. 1996, *ApJ*, 461, 812
- Clifton, T. R., Lyne, A. G., Jones, A. W., McKenna, J., & Ashworth, M. 1992, *MNRAS*, 254, 177
- Cordes, J. M. & Chernoff, D. F. 1997, *ApJ*, 482, 971
- Cordes, J. M. & Lazio, T. J. W. 2002, *astro-ph/0207156*
- Damour, T. & Deruelle, N. 1985, *Ann. Inst. H. Poincaré (Physique Théorique)*, 43, 107
- . 1986, *Ann. Inst. H. Poincaré (Physique Théorique)*, 44, 263
- Edwards, R. T. & Bailes, M. 2001a, *ApJ*, 547, L37
- . 2001b, *ApJ*, 553, 801
- Edwards, R. T., Bailes, M., van Straten, W., & Britton, M. C. 2001, *MNRAS*, 326, 358
- Faulkner, A. J., Stairs, I. H., Kramer, M., Lyne, A. G., Hobbs, G., Possenti, A., Lorimer, D. R., Manchester, R. N., McLaughlin, M. A., D’Amico, N., Camilo, F., & Burgay, M. 2004, *MNRAS*, 355, 147
- Foster, R. S. & Backer, D. C. 1990, *ApJ*, 361, 300
- Foster, R. S., Cadwell, B. J., Wolszczan, A., & Anderson, S. B. 1995, *ApJ*, 454, 826



- Jacoby, B. A. 2005, PhD thesis, California Institute of Technology
- Jacoby, B. A., Bailes, M., van Kerkwijk, M. H., Ord, S., Hotan, A., Kulkarni, S. R., & Anderson, S. B. 2003, *ApJ*, 599, L99
- Jacoby, B. A., Chakrabarty, D., van Kerkwijk, M. H., Kulkarni, S. R., & Kaplan, D. L. 2006, *ApJ*, 640, L183
- Jacoby, B. A., Hotan, A., Bailes, M., Ord, S., & Kulkarni, S. R. 2005, *ApJ*, 629, L113
- Jaffe, A. H. & Backer, D. C. 2003, *ApJ*, 583, 616
- Johnston, S. & Bailes, M. 1991, *MNRAS*, 252, 277
- Johnston, S., Lyne, A. G., Manchester, R. N., Kniffen, D. A., D’Amico, N., Lim, J., & Ashworth, M. 1992, *MNRAS*, 255, 401
- Lange, C., Camilo, F., Wex, N., Kramer, M., Backer, D., Lyne, A., & Doroshenko, O. 2001, *MNRAS*, 326, 274
- Lommen, A. N., Kipphorn, R. A., Nice, D. J., Splaver, E. M., Stairs, I. H., & Backer, D. C. 2006, *ApJ*, 642, 1012
- Lorimer, D. R., Nicastro, L., Lyne, A. G., Bailes, M., Manchester, R. N., Johnston, S., Bell, J. F., D’Amico, N., & Harrison, P. A. 1995, *ApJ*, 439, 933
- Lyne, A. G., Manchester, R. N., Lorimer, D. R., Bailes, M., D’Amico, N., Tauris, T. M., Johnston, S., Bell, J. F., & Nicastro, L. 1998, *MNRAS*, 295, 743
- Manchester, R. N., Hobbs, G. B., Teoh, A., & Hobbs, M. 2005, *AJ*, 129, 1993
- Manchester, R. N., Lyne, A. G., Camilo, F., Bell, J. F., Kaspi, V. M., D’Amico, N., McKay, N. P. F., Crawford, F., Stairs, I. H., Possenti, A., Morris, D. J., & Sheppard, D. C. 2001, *MNRAS*, 328, 17
- Manchester, R. N., Lyne, A. G., D’Amico, N., Bailes, M., Johnston, S., Lorimer, D. R., Harrison, P. A., Nicastro, L., & Bell, J. F. 1996, *MNRAS*, 279, 1235
- Nicastro, L., Lyne, A. G., Lorimer, D. R., Harrison, P. A., Bailes, M., & Skidmore, B. D. 1995, *MNRAS*, 273, L68
- Nice, D. J., Taylor, J. H., & Fruchter, A. S. 1993, *ApJ*, 402, L49
- Ord, S. M., Jacoby, B. A., Hotan, A. W., & Bailes, M. 2006, *MNRAS*, 801

- Ord, S. M., van Straten, W., Hotan, A. W., & Bailes, M. 2004, MNRAS, 352, 804
- Shklovskii, I. S. 1970, Sov. Astron., 13, 562
- Stokes, G. H., Segelstein, D. J., Taylor, J. H., & Dewey, R. J. 1986, ApJ, 311, 694
- Taylor, J. H. & Cordes, J. M. 1993, ApJ, 411, 674
- Toscano, M., Bailes, M., Manchester, R., & Sandhu, J. 1998, ApJ, 506, 863
- van Straten, W., Bailes, M., Britton, M., Kulkarni, S. R., Anderson, S. B., Manchester, R. N., & Sarkissian, J. 2001, Nature, 412, 158
- Wolszczan, A. 1991, Nature, 350, 688

Table 1. Pulsar Parameters for J1528–3146 and J1600–3053

Parameter <sup>a</sup>	J1528–3146	J1600–3053
Right ascension, $\alpha_{J2000}$ .....	15 <sup>h</sup> 28 <sup>m</sup> 34 <sup>s</sup> .9542(2)	16 <sup>h</sup> 00 <sup>m</sup> 51 <sup>s</sup> .90392(2)
Declination, $\delta_{J2000}$ .....	−31°46′06″.836(8)	−30°53′49″.325(2)
Proper motion in $\alpha$ , $\mu_\alpha$ (mas yr <sup>−1</sup> ) .....	...	−0.91(51)
Proper motion in $\delta$ , $\mu_\delta$ (mas yr <sup>−1</sup> ) .....	...	−4.0(15)
Pulse period, $P$ (ms) .....	60.82223035146(1)	3.59792845222642(6)
Reference epoch (MJD) .....	52500.0	52500.0
Period derivative, $\dot{P}$ (10 <sup>−20</sup> ) .....	24.9(1)	0.9479(4)
Dispersion measure, DM (pc cm <sup>−3</sup> ) .....	18.163(6)	52.333(1)
Binary model .....	DD	DD
Binary period, $P_b$ (d) .....	3.180345754(3)	14.348457554(4)
Projected semimajor axis, $a \sin i$ (lt-s) ..	11.452324(5)	8.8016571(4)
Orbital eccentricity, $e$ .....	0.000213(1)	0.00017371(8)
Longitude of periastron, $\omega$ (deg) .....	296.83635±0.2	181.768043±0.03
Time of periastron, $T_0$ .....	52502.4013744±0.002	52506.3711244±0.001
Weighted RMS timing residual ( $\mu$ s) .....	11.1	1.55
Derived Parameters		
Minimum companion mass $m_{c \text{ min}}$ (M <sub>⊙</sub> ) .....	0.94	0.20
Galactic longitude, $l$ (deg) .....	337.94	344.09
Galactic latitude, $b$ (deg) .....	20.22	16.45
DM-derived distance, $d$ (kpc) <sup>b</sup> .....	0.80	1.53
Distance from Galactic plane, $ z $ (kpc) ..	0.28	0.43
Transverse velocity, $v_\perp$ (km s <sup>−1</sup> ) <sup>c</sup> .....	...	30 <sup>+16</sup> <sub>−15</sub>
Surface magnetic field, $B_{\text{surf}}$ (10 <sup>8</sup> G) .....	39.3	1.8 <sup>d</sup>
Characteristic age, $\tau_c$ (Gyr) .....	3.9	6.2 <sup>d</sup>
Pulse FWHM, $w_{50}$ (ms) .....	0.59	0.079
Pulse width at 10% peak, $w_{10}$ (ms) .....	1.29	0.41
Discovery S/N .....	28.0	16.7
Flux Density, $S_{1400}$ (mJy) <sup>e</sup> .....	1.1	3.2

<sup>a</sup>Figures in parenthesis are uncertainties in the last digit quoted. Uncertainties are calculated from twice the formal error produced by TEMPO.

<sup>b</sup>From the model of Cordes & Lazio (2002).

<sup>c</sup>Stated uncertainty in transverse velocity is based only on uncertainty in proper motion; the distance is taken as exact.

<sup>d</sup>Corrected for secular acceleration based on measured proper motion and estimated distance (Shklovskii 1970).

<sup>e</sup>Flux density estimated from observed S/N and nominal system parameters, except for PSR J1600–3053 from Ord et al. (2004).

Table 2. Pulsar Parameters for J1741+1351, J1933–6211, and J2010–1323

Parameter <sup>a</sup>	J1741+1351	J1933–6211	J2010–1323
Right ascension, $\alpha_{J2000}$ .....	17 <sup>h</sup> 41 <sup>m</sup> 37 <sup>s</sup> $\pm$ 1 <sup>m</sup>	19 <sup>h</sup> 33 <sup>m</sup> 32 <sup>s</sup> .4272(3)	20 <sup>h</sup> 10 <sup>m</sup> 45 <sup>s</sup> .9196(2)
Declination, $\delta_{J2000}$ .....	+13°54′41″ $\pm$ 14′	–62°11′46″.881(4)	–13°23′56″.027(6)
Pulse period, $P$ (ms) .....	3.7471544(6)	3.3543431438847(1)	5.223271015190(1)
Reference epoch (MJD) .....	...	53000.0	52500.0
Period derivative, $\dot{P}$ ( $10^{-20}$ ) .....	...	0.37(1)	0.482(7)
Dispersion measure, DM (pc cm <sup>−3</sup> ) .....	24.0(3)	11.499(7)	22.160(2)
Binary model .....	...	ELL1	...
Binary period, $P_b$ (d) .....	16.335(2)	12.81940650(4)	...
Projected semimajor axis, $a \sin i$ (lt-s) ..	11.03(6)	12.281575(3)	...
$e \sin \omega$ ( $\times 10^{-6}$ ) .....	...	1.1(4)	...
$e \cos \omega$ ( $\times 10^{-6}$ ) .....	...	−0.55(50)	...
Time of ascending node, $T_{\text{asc}}$ (MJD) ....	52846.22(1)	53000.4951005(5)	...
Weighted RMS timing residual ( $\mu$ s) .....	...	6.06	4.25
Derived Parameters			
Orbital eccentricity, $e$ .....	...	0.0000013(4)	...
Longitude of periastron, $\omega$ (deg) .....	...	115.93036 $\pm$ 22	...
Time of periastron, $T_0$ (MJD) .....	...	53004.6233183 $\pm$ 0.8	...
Minimum companion mass $m_{c \text{ min}}$ ( $M_{\odot}$ )	0.24	0.32	...
Galactic longitude, $l$ (deg) .....	37.94	334.43	29.45
Galactic latitude, $b$ (deg) .....	21.64	−28.63	−23.54
DM-derived distance, $d$ (kpc) <sup>b</sup> .....	0.91	0.52	1.02
Distance from Galactic plane, $ z $ (kpc) .	0.34	0.25	0.41
Surface magnetic field, $B_{\text{surf}}$ ( $10^8$ G) ....	...	1.2	1.6
Characteristic age, $\tau_c$ (Gyr) .....	...	15	17
Pulse FWHM, $w_{50}$ (ms) .....	0.16	0.36	0.28
Pulse width at 10% peak, $w_{10}$ (ms) .....	0.32	1.03	0.44
Discovery S/N .....	10.7	22.9	12.4
Flux Density, $S_{1400}$ (mJy) <sup>c</sup> .....	0.93	2.3	1.6

<sup>a</sup>Figures in parenthesis are uncertainties in the last digit quoted. Uncertainties are calculated from twice the formal error produced by TEMPO.

<sup>b</sup>From the model of Cordes & Lazio (2002).

<sup>c</sup>Flux density estimated from observed S/N and nominal system parameters.

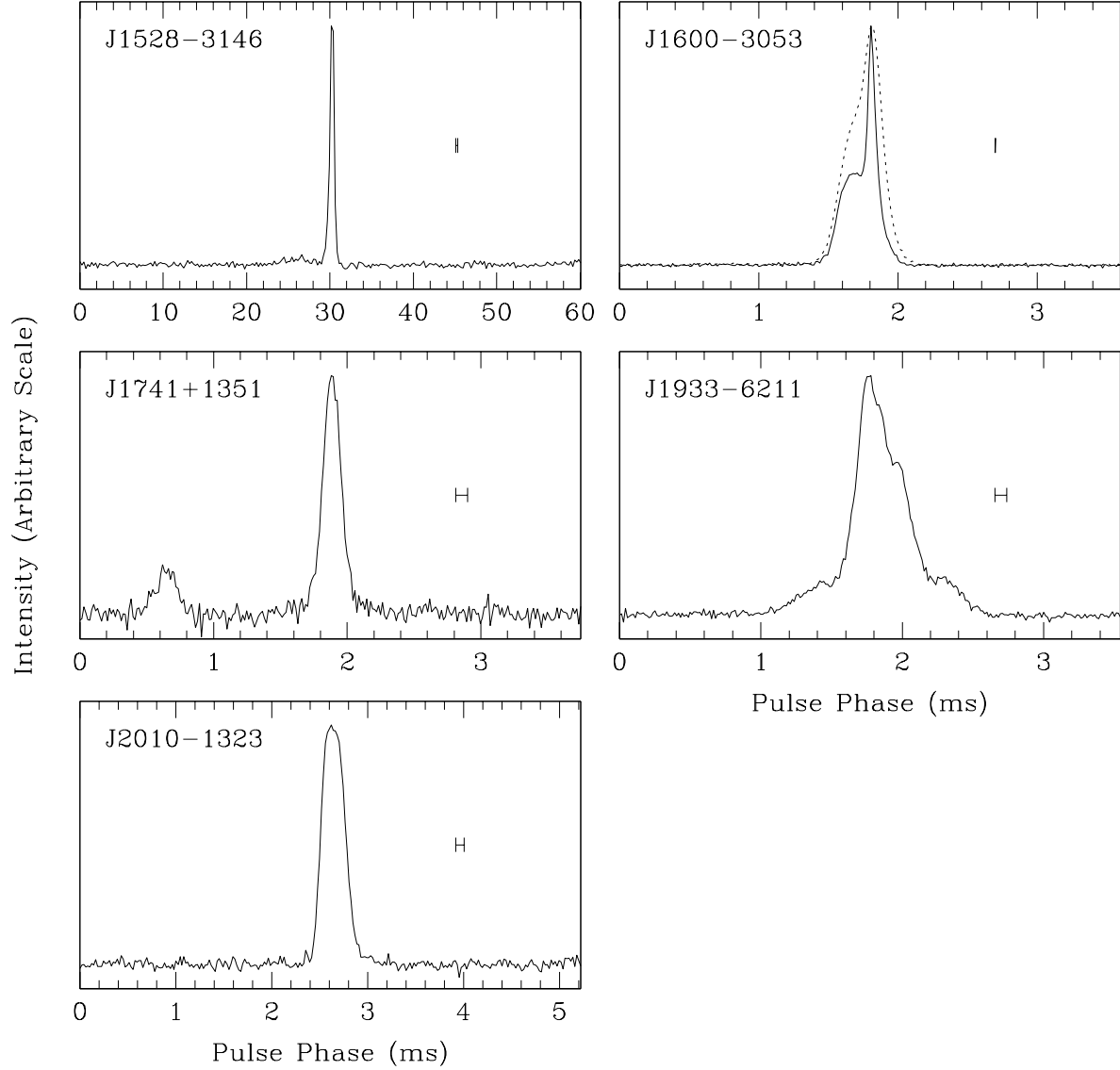


Fig. 1.— Average pulse profiles at 1.4 GHz. PSR J1600-3053 profile measured with CPSR2 (solid) and the  $512 \times 0.5$  MHz filterbank (dotted), and J1741+1351 profile measured by the  $96 \times 3$  MHz filterbank. The  $512 \times 0.5$  MHz filterbank was used for all others. Horizontal bars represent the time resolution of the observing system arising from the differential dispersion within a filterbank channel and the sampling interval, except for J1600-3053 where horizontal bar indicates 2  $\mu$ s time resolution of the coherently dedispersed pulse profile.

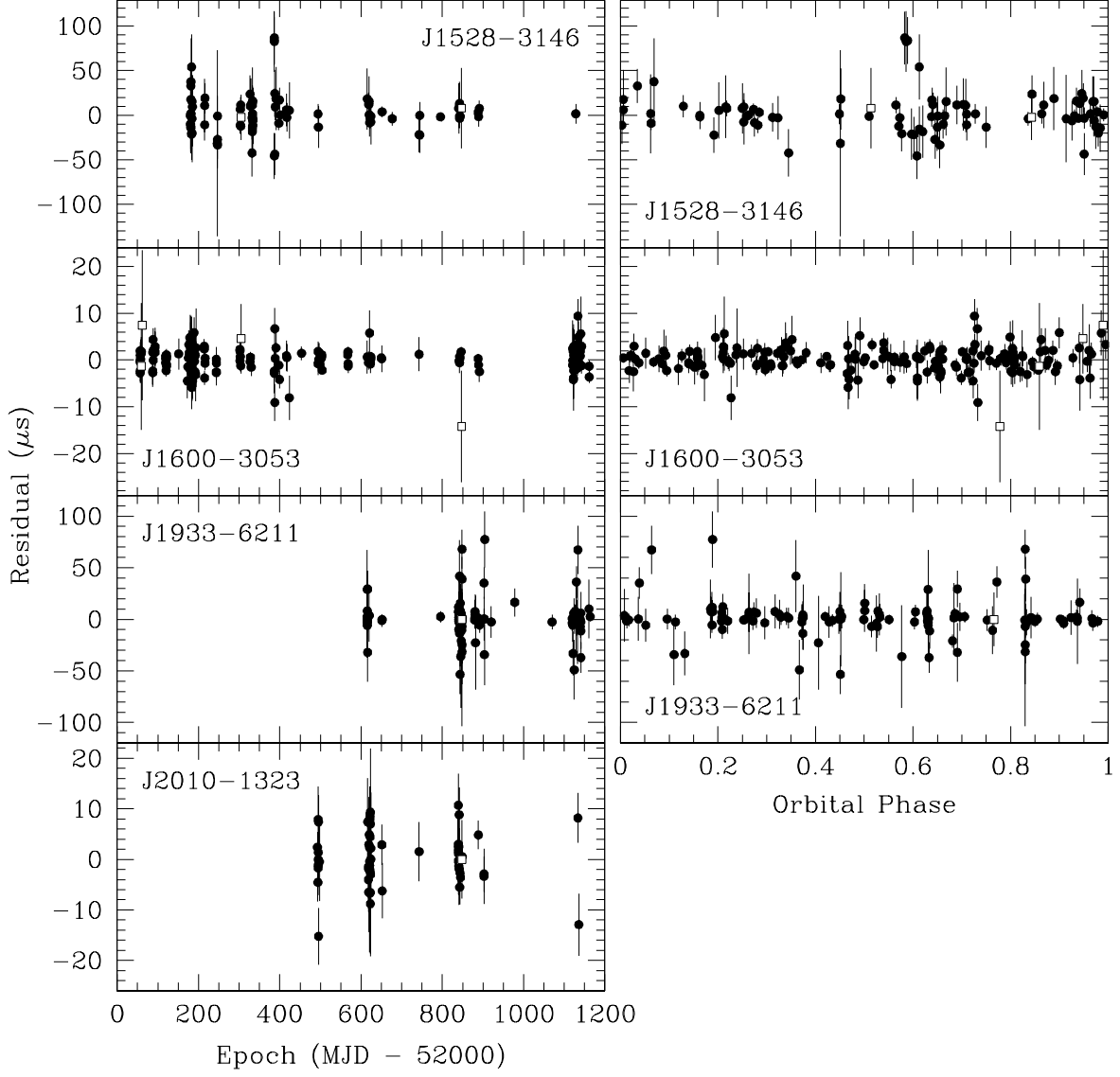


Fig. 2.— Timing residuals plotted versus observation epoch (left column) and orbital phase (right column) for pulsars with phase-connected timing solutions. Filled circles represent observations at 1390 MHz, open squares represent 600 MHz observations.

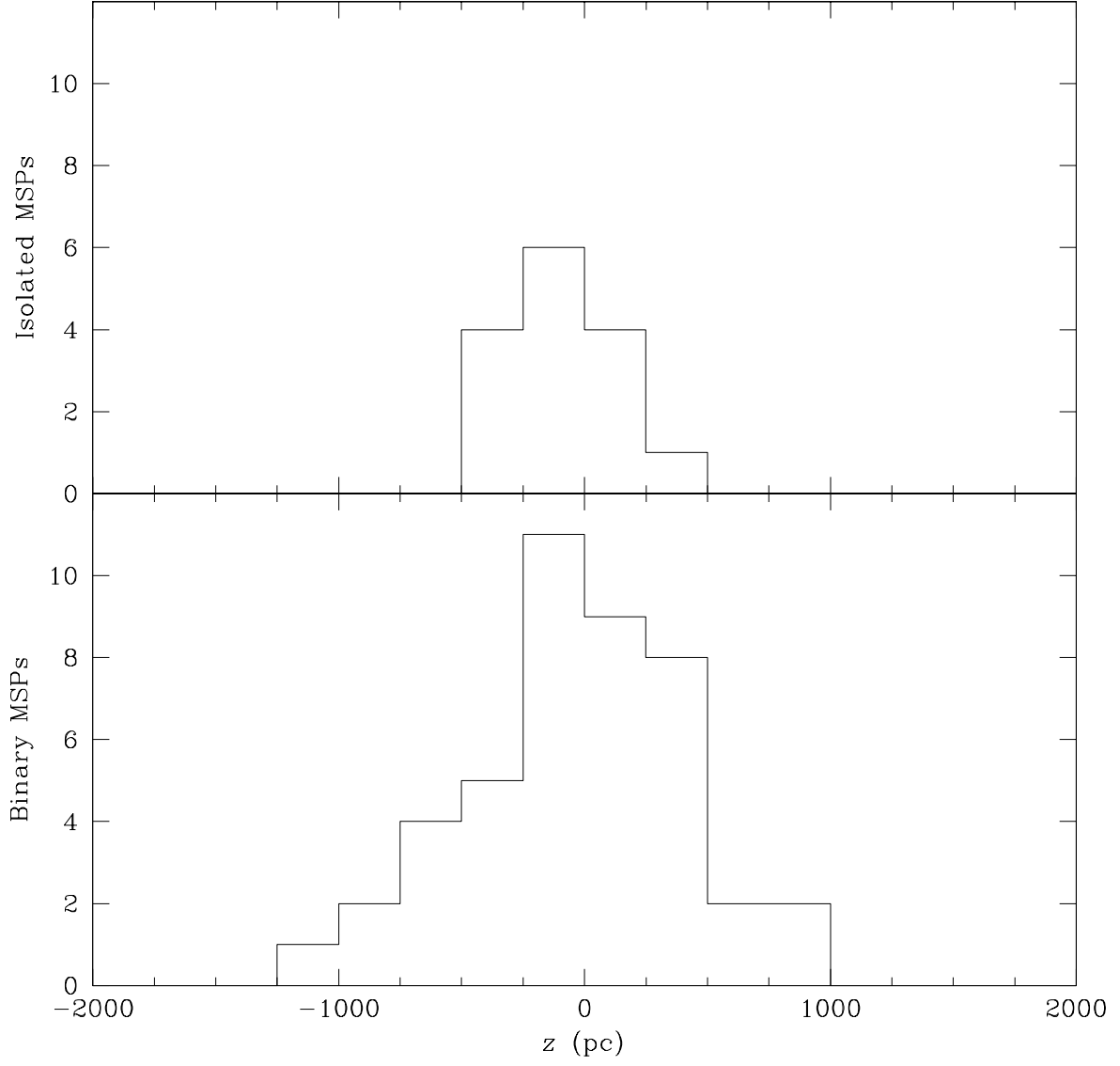


Fig. 3.— Histograms of height above the Galactic plane for isolated (upper panel) and binary (lower panel) field MSPs.