

Magnetar oscillations pose challenges for strange stars

Anna L. Watts^{1*} and Sanjay Reddy^{2†}

¹ *Max Planck Institut für Astrophysik, Karl-Schwarzschild-Str.1, 85741 Garching, Germany*

² *Theoretical Division, Los Alamos National Laboratory, Los Alamos, New Mexico 87545, USA*

(Dated: February 7, 2020)

High frequency oscillations have now been detected in giant flares from two magnetars (highly magnetized neutron stars). In the most promising model, a crustquake associated with the flare triggers global seismic vibrations. Attention has focused on toroidal shear modes of the neutron star crust, which are a good match to the observed frequencies. In this Letter we consider the possibility that magnetars are strange stars rather than neutron stars, and compute toroidal shear mode frequencies for strange star crust models. The frequencies differ significantly from those of neutron star crusts, and cannot be reconciled with the observations for reasonable magnetar parameters.

PACS numbers: 26.60.+c, 97.10.Sj, 97.60.Jd

The Soft Gamma Repeaters (SGRs) are compact objects that exhibit regular gamma-ray bursting activity. They are thought to be magnetars, neutron stars (NSs) with magnetic fields $\geq 10^{14}$ G [1]. Within this model, decay of the strong field powers both the regular flares (peak luminosities $\sim 10^{41}$ erg s⁻¹) and rare giant flares with peak luminosities of $10^{44} - 10^{46}$ erg s⁻¹. The giant flares consist of a short hard flash followed by a softer decaying tail that persists for several hundred seconds.

Timing analysis of two giant flares has led to the discovery of high frequency Quasi-Periodic Oscillations (QPOs) in the decaying tail. An initial study of the 2004 flare from SGR 1806-20 reported QPOs at 18, 30 and 92 Hz [2]. More in-depth analysis has since revealed additional QPOs at 26, 150, 625 Hz and higher [3, 4]. The only other giant flare recorded with high time resolution instrumentation, the 1998 flare from SGR 1900+14, also shows QPOs, at 28, 53, 84 and 155 Hz [5].

The most promising model for the QPOs involves seismic vibrations of the star, triggered by crust fracturing associated with the giant flare [6]. Attention has focused on the toroidal shear modes of the crust, which are thought to be both easy to excite and well-coupled to the external field, providing a means to modulate the lightcurve [7]. Mode calculations using NS crust models (but neglecting crust-core coupling, which may be important due to the strong magnetic field) are a good match for many of the observed frequencies [6, 8, 9]. According to these calculations the QPOs in the range 28-155 Hz would be $n = 0$ modes (no radial node) with differing angular quantum number l . The 625 Hz QPO is consistent with being the $n = 1$ first radial overtone. The inclusion of coupling to the core can in principle leave the higher frequencies unaffected whilst in addition explaining the lower frequency QPOs [6, 10].

In this Letter we exploit this likely identification of observed QPOs as shear oscillations of the crust to in-

fer whether they are compatible with the hypothesis that compact stars are strange stars (SSs). The SS hypothesis which posits that compact stars are made almost entirely of deconfined strange quark matter (SQM), is based on the possibility that SQM could be absolutely stable [11]. In this scenario, terrestrial matter made of nuclei is only metastable, albeit with essentially an infinite lifetime because it would require multiple weak interactions to convert normal matter to SQM (for a recent review see [12]). However, the extreme ambient conditions characteristic of compact stars can facilitate the conversion of ordinary matter to SQM on short enough time-scales so that some or all compact stars could be SSs.

Originally, SSs were expected to be devoid of a solid crust and were characterized by an ultra-dense quark liquid extending up to the surface [13]. Such stars, called bare strange quark stars, cannot account for torsional shear oscillations since there is no solid region in the vicinity of the stellar surface. Consequently, SGRs cannot be bare SSs. However, SSs can have solid crusts. One possibility [14] is that the SS has a thin crust of normal nuclear material extending down to neutron drip at density $\rho \approx 4 \times 10^{11}$ g cm⁻³ (for a NS the crust extends beyond neutron drip to $\rho \approx 10^{14}$ g cm⁻³), suspended above the liquid strange matter by an enormous electric field. A more recent model [15] suggests a crust in which nuggets of strange quark matter are embedded in a uniform electron background. In addition to having a different shear speed, these SS crusts are thinner than NS crusts: both factors affect shear mode frequencies, crust thickness ΔR being of particular importance to the radial overtones [16].

In this Letter we compute toroidal shear mode frequencies for these two SS crust models, neglecting (for now) crust-core coupling. Comparing the calculated frequencies to the observations, we show that they are not consistent for reasonable magnetar parameters for either model. We conclude by discussing uncertainties in the physics that need to be addressed before conclusively ruling out SS models.

*Electronic address: anna@mpa-garching.mpg.de

†Electronic address: reddy@lanl.gov

I. MODEL

We follow the approach of [9] and use a plane-parallel geometry with constant gravitational acceleration $g = GM/R^2$ in the vertical direction z , M and R being the mass and radius of the NS. The Newtonian equations of hydrostatic equilibrium determine the crust density profile. Using a slab rather than spherical geometry allows us to incorporate the magnetic field without difficulty; we assume a constant field $\mathbf{B} = B\hat{z}$. For pure toroidal shear modes, which are incompressible and have no vertical component of displacement, the perturbation equations for the horizontal displacement ξ reduce to

$$\frac{(\mu\xi')'}{\rho} + v_A^2\xi'' + \left[\omega^2 \left(1 + \frac{v_A^2}{c^2} \right) - \frac{(l^2 + l - 2)\mu}{\rho R^2} \right] \xi = 0 \quad (1)$$

where μ is the shear modulus and $v_A = B/(4\pi\rho)^{1/2}$ the Alfvén speed. Shear speed $v_s = (\mu/\rho)^{1/2}$. We have assumed a periodic time dependence $\exp(i\omega t)$, ω being the frequency. We subsequently correct for gravitational redshift to obtain the observed frequency. Primes indicate derivatives with respect to z . We have used the fact that $\nabla_\perp^2 \xi = -[(l+2)(l-1)/R^2]\xi$ in this geometry, l being the standard angular quantum number. This scaling with l differs from that used by [9] but gives much better agreement between slab and spherical models in the zero field limit, see [8, 17]. To test the range of reasonable parameter space we compute mode frequencies for $M = 1.2 - 1.8M_\odot$, $R = 8 - 12$ km, and $B = 10^{12} - 10^{15}$ G. We neglect possible coupling of crust to the fluid ocean and core due to the strong magnetic field, and apply zero traction boundary conditions at both top and base of the crust [18]. The shear modulus μ [19] is

$$\mu = \frac{0.1194}{1 + 0.595(\Gamma_0/\Gamma)^2} \frac{n_i(Ze)^2}{a} \quad (2)$$

Here Z is the atomic number of the ions, n_i the density of ions and $a = (3/4\pi n_i)^{1/3}$ the average inter-ion spacing. The parameter $\Gamma = (Ze)^2/ak_B T$, where T is the temperature and $\Gamma = \Gamma_0 = 173$ marks the point at which the solid lattice melts to form an ocean [20], and we use this to determine the upper boundary of the crust. Crust temperature in the tail of a giant flare is not well constrained: observations set a lower limit of 10^7 K [21], but theory suggests that it could be as high as $\sim 10^9$ K [22], so we examine the range $T = 10^7 - 10^9$ K.

For the thin nuclear crust of [14] we use the equation of state of [24], which incorporates electron degeneracy pressure and electrostatic corrections, and note that this region above neutron drip is relatively well-constrained by laboratory experiments.

The nugget crust, details of which are given in [15], is composed of a lattice of strange quark nuggets embedded in a background degenerate electron gas. The electrons contribute to the pressure, and the nuggets to the energy

density. The density within the crust is given by $\rho = x\epsilon_0$, where $\epsilon_0 = n_{\text{quark}}\mu_q$ is the energy density of quark matter inside nuggets and depends on the density $n_{\text{quark}} \approx 1 \text{ fm}^{-3}$ and chemical potential $\mu_q \approx 300$ MeV at which stable quark matter vanishes. x is the volume fraction occupied by nuggets and is given by

$$x = \frac{\mu_e^3}{3\pi^2(n_Q - \chi_Q\mu_e)}, \quad (3)$$

where μ_e is the electron chemical potential, n_Q is the electric charge density of the quark nugget and χ_Q is its charge susceptibility [15]. The quark matter parameters are poorly known and can only be determined within the context of specific models. In the Bag model, $n_Q = m_s^2\mu_q/2\pi^2$ and $\chi_Q = \mu_q^2/\pi^2$. Further, requiring SQM to be absolutely stable and simultaneously requiring normal nuclei to be metastable restricts μ_q to a narrow range centered around $\mu_q \sim 300$ MeV. Thus within the Bag model, the remaining uncertainty is parametrized through the effective strange quark mass m_s which we expect to be in the range $150 - 250$ MeV.

The spherical nugget phase occupies most of the crust; we will neglect the small region at the base of the crust containing the pasta phase (see below). In computing shear modulus (Eqn. 2) the quantity

$$Z = \frac{4\pi}{3} f R_n^3 (n_Q - \chi_Q\mu_e) \quad (4)$$

is the charge of the nugget where $R_n = y \lambda_d$ is the typical nugget size, $\lambda_d = 1/(4\pi\alpha\chi_Q)^{1/2}$ being the Debye screening length and α the fine structure constant. The factor f is a correction due to screening inside nuggets, $f \approx 3(y - \tanh y)/y^3$, where $y \approx 1.6$ [23] gives $f \approx 0.5$ for the larger droplets. The quantity $a = R_n/x^{1/3}$ is the average inter-nugget distance, and $n_i = 3/(4\pi a^3)$ the density of nuggets.

The variation of μ_e with depth is given by integrating the equations of hydrostatic equilibrium. Using the limits $x = 0$ and $x = 1$, [15] followed this procedure to estimate ΔR . In reality the region with $x \gtrsim 0.5$ that contains the pasta phase occupies a tiny region with thickness $\lesssim 1$ m. Further, with increasing x the free energy gain of the heterogeneous state becomes negligible and even a small surface tension can disfavor the large x region. For these reasons we set $x \simeq 0.5$ at the base of the crust. At very small x , typical ambient temperature ($T = 10^7 - 10^9$ K) can melt the crust. This occurs when $\Gamma = 173$ and sets the conditions at the upper boundary (for the parameters examined, this limit is in the range $x \sim 10^{-12} - 10^{-4}$).

Figure 1 shows the variation of v_s and v_A with depth for example crust models (compare to Fig. 1 of [9]). The shear speed in the nugget crust is smaller than in the thin-nuclear crust. This can be understood by noting that at constant pressure $v_s \sim \sqrt{Z^{5/3}/A}$ where A denotes the baryon number. Further, and unlike in the nuclear case, both Z and Z/A of the nuggets decrease rapidly with depth.

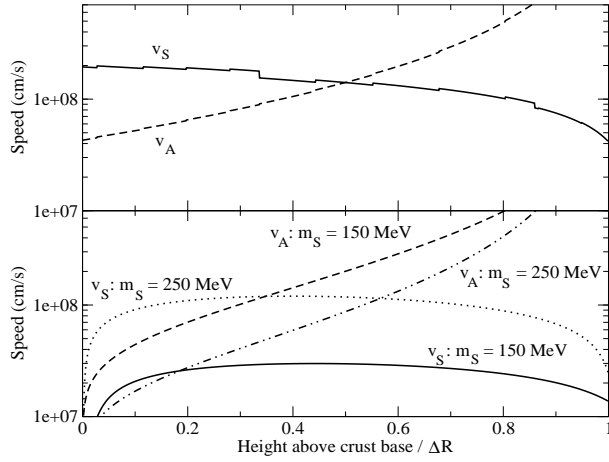


FIG. 1: Shear and Alfvén velocities (v_s , v_A) in the crust for stars with $M = 1.4M_\odot$, $R = 12$ km, $T = 10^8$ K and $B = 10^{14}$ G. Top: Thin nuclear crust (crust thickness $\Delta R/R = 5.4\%$). Bottom: Crust with nuggets, for $m_s = 150$ MeV ($\Delta R/R = 0.7\%$) and $m_s = 250$ MeV ($\Delta R/R = 6.1\%$).

II. RESULTS

Analytic estimates by [6, 8, 9, 17] indicate the behavior that we expect. Overall, frequencies are proportional to v_s . The $n = 0$ mode frequencies scale as $[(l+2)(l-1)]^{1/2}$, but are independent of both crust thickness and, for this simple magnetic field geometry, B . The radial overtones, which vary very little with l , have frequencies that depend strongly on crust thickness (in the simplest model of [16] frequency is inversely proportional to ΔR). They should also depend on B since v_A exceeds v_s at magnetar field strengths. For both models our results are in accordance with these expectations.

We start with the thin nuclear crust models. For $T = 10^8$ K and $B = 10^{12}$ G, the frequencies of the fundamental $n = 0$, $l = 2$ mode span the range 35-52 Hz, depending on M and R . Variations in both B and T over the full range of parameter space studied shift the frequencies by at most a few Hz. For magnetar strength fields, $B > 10^{14}$ G, the lowest frequency found is 34 Hz (for $M = 1.8M_\odot$, $R = 12$ km, $T = 10^9$ K).

The frequencies of the $n = 1$ overtones, by contrast, rise rapidly with B . We will focus first on the behavior at $B = 10^{12}$ G, since this sets a lower limit on the frequencies. The consequences of varying M and R are now dramatic, because of the effect on crust thickness. For $T = 10^8$ K, for example, $\Delta R/R$ spans the range 6.3% to 2.8%, with the redshifted frequencies for the $l = 2$ mode in the range 1085 - 2530 Hz. Lowering T below 10^8 K has almost no effect; raising T pushes frequencies up as the outer layers of the crust melt. For $B > 10^{14}$ G, the lower limit on overtone frequency is higher still, at ≈ 1660 Hz. Figure 2 illustrates the effects of varying B and T on the frequencies of both the $n = 0$ and $n = 1$ modes.

Now to the nugget crust models. For $T = 10^8$ K, $B =$

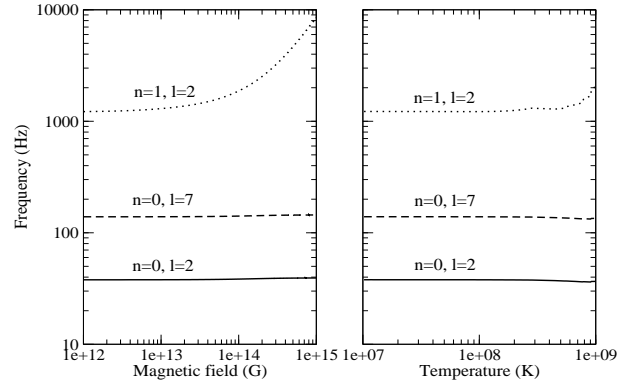


FIG. 2: Thin nuclear crust mode frequencies (for a star with $M = 1.4M_\odot$, $R = 12$ km). Left: effect of varying magnetic field, for fixed $T = 10^8$ K. Right: effect of varying temperature, for fixed $B = 10^{12}$ G. Crust thickness $\Delta R/R$ falls from 5.4% at $T = 10^8$ K to 2.1% at $T = 10^9$ K.

10^{12} G and $m_s = 200$ MeV, the $n = 0$, $l = 2$ fundamental lies in the range 6.8-10.1 Hz, depending on M and R . Decreasing m_s decreases v_s (and hence frequency), and vice versa: for this T and B with $m_s = 150$ MeV the maximum frequency falls to 4.2 Hz; for $m_s = 250$ MeV it is 20.1 Hz. The effect of varying B is negligible, and changes in T cause variations of at most a few Hz. For the full range of parameter space studied the minimum frequency found is 1.5 Hz ($M = 1.8M_\odot$, $R = 12$ km, $T = 10^9$ K, $m_s = 150$ MeV) whilst the maximum is 20.7 Hz ($M = 1.2M_\odot$, $R = 8$ km, $T = 10^7$ K, $m_s = 250$ MeV).

The range of possible frequencies for the $n = 1$ overtones is extremely large. Once again we will concentrate for the moment on the lowest B studied, since this marks the lower limit. The effect on $\Delta R/R$ of varying m_s is much more pronounced than the effect of varying M and R , and this more than compensates for the effect of changing m_s on shear velocity. For the highest value of m_s , $\Delta R/R$ is comparable to or thicker than the thin nuclear crust; for the lowest values, however, it can be an order of magnitude thinner. Temperature dependence, as for the other model, is complex. As T increases from 10^7 K frequency drops as v_s drops, the effect being more pronounced than for the nuclear crust. However at high enough T crust thinning accelerates dramatically. This can offset the effects on v_s and cause frequency to rise again. For $B = 10^{12}$ G, the range of parameter space studied admits frequencies from ≈ 390 Hz up to several thousand Hz. However, once we get up to fields $> 10^{14}$ G, the lowest frequency found is ≈ 920 Hz (for $M = 1.2M_\odot$, $R = 12$ km, $T = 10^9$ K and $m_s = 250$ MeV). Figure 3 illustrates the effects of varying B , T and m_s on the $n = 0$ and $n = 1$ modes.

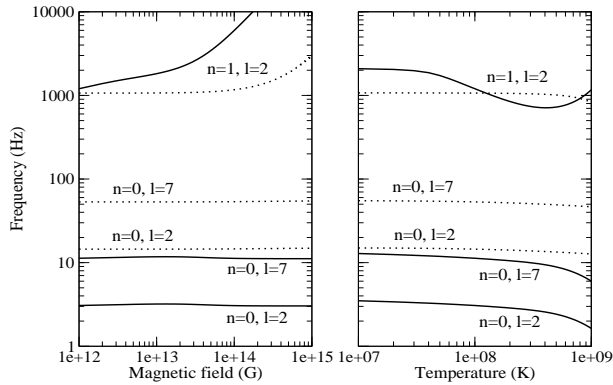


FIG. 3: Nugget crust mode frequencies (for a star with $M = 1.4M_{\odot}$, $R = 12$ km) for strange quark mass $m_s = 150$ MeV (solid) and $m_s = 250$ MeV (dotted). Left: effect of varying magnetic field, for fixed $T = 10^8$ K. Right: effect of varying temperature, for fixed $B = 10^{12}$ G. The minimum in frequency for the overtone occurs at higher temperatures for $m_s = 250$ MeV.

III. DISCUSSION

So are there any regions of parameter space in which toroidal shear modes of SS crusts fit both the lower frequency QPOs (those in the range 18-150 Hz) and the higher frequency QPO at 625 Hz? For the thin nuclear crust the frequencies are too high to account for any QPOs below 34 Hz. Explaining the 625 Hz QPO is even more difficult. The lowest order $n = 0$ modes, with no radial nodes, would require high angular quantum number l : in this case it is hard to understand both the lack of intervening frequencies and the high fractional amplitude. The radial overtones, however, have frequencies above 1000 Hz at fields of 10^{12} G; at magnetar strength fields the frequencies are even higher.

The nugget crust model permits a wider range of frequencies due to the uncertainty in the strange quark mass m_s . The lowest order $n = 0$ modes could explain some of the QPOs in the range 18-150 Hz, but because the funda-

mental frequencies are so low it is difficult to fit a mode sequence, given the expected scaling with l [17]. The 625 Hz QPO is again a serious constraint. The arguments of the previous paragraph against a high l $n = 0$ mode still apply. For the radial overtones there are regions of parameter space at high temperature with modes at the right frequency, but only for magnetic fields at least an order of magnitude lower than those inferred for magnetars. The minimum frequency for an overtone at fields above 10^{14} G is ≈ 920 Hz. The other constraint on the nugget crust is the sensitivity of the overtones to temperature fluctuations (greater for this model than for the thin nuclear crust or NS crusts). The observations indicate that the 625 Hz QPO has high coherence and lasts for several hundred seconds, a period during which temperature could vary substantially [3, 4].

We conclude that the frequencies of toroidal shear modes in SS crusts have serious difficulty explaining the QPO frequencies observed during magnetar hyperflares. It is certainly premature to rule out SSs, however. Inclusion of a more realistic stellar geometry, field configuration, general relativistic corrections, and coupling to the core, may be able to reproduce the observed frequencies more effectively. There may also be other types of modes in the right frequency range [25], although these should be harder to excite and detect. There are also alternative models for the QPOs, not involving seismic vibrations, that require further study [4].

The clear distinction between the theoretical predictions for NS and SS crust models is nonetheless extremely promising. If alternatives to the seismic model can be ruled out, and the modeling improved, this type of study should lead to rapid progress in constraining the equation of state of compact stars.

Acknowledgments: We thank J.Lattimer, N.Rea, A.Piro, C.Thompson, P.Woods, H.Spruit, L.Samuelsson and T.Strohmayer for comments. ALW was supported by the EU FP5 Research Training Network ‘Gamma-Ray Bursts: An Enigma and a Tool’, and SR by the DoE under Contract No. W-7405-ENG-36.

-
- [1] R.C. Duncan & C. Thompson, ApJ, **392**, L9 (1992)
 - [2] G. Israel et al., ApJ, **628**, L53 (2005)
 - [3] A.L. Watts & T.E. Strohmayer, ApJ, **637**, L117 (2006)
 - [4] T.E. Strohmayer & A.L. Watts, astro-ph/0608463
 - [5] T.E. Strohmayer & A.L. Watts, ApJ, **632**, L111 (2005)
 - [6] R.C. Duncan, ApJ, **498**, L45 (1998)
 - [7] O. Blaes et al., ApJ, **343**, 839 (1989)
 - [8] P.N. McDermott et al., ApJ, **325**, 725 (1988)
 - [9] A.L. Piro, ApJ, **634**, L153 (2005)
 - [10] K. Glampedakis et al., MNRAS, **371**, L74 (2006)
 - [11] E. Witten, Phys. Rev. **D30**, 272 (1984)
 - [12] F. Weber, Prog. Part. Nucl. Phys., **54**, 193 (2006)
 - [13] P. Haensel et al., A&A, **160**, 121 (1986)
 - [14] C. Alcock et al., ApJ, **310**, 261 (1986)
 - [15] P.Jaikumar et al., Phys. Rev. Lett., **96**, 041101 (2006)
 - [16] C.J. Hansen & D.F. Cioffi, ApJ, **238**, 740 (1980)
 - [17] L.Samuelsson & N.Andersson, astro-ph/0609265
 - [18] B.W. Carroll et al., ApJ, **305**, 767 (1986)
 - [19] T.E. Strohmayer et al., ApJ, **375**, 679 (1991)
 - [20] R.T. Farouki & S. Hamaguchi, Phys. Rev. **E47**, 4330 (1993)
 - [21] A. Tiengo et al., A&A, **440**, L63 (2005)
 - [22] Y. Lyubarsky et al., ApJ, **580**, L69 (2002)
 - [23] M.G. Alford et al., Phys. Rev. **D73**, 114016 (2006)
 - [24] P. Haensel & B. Pichon, A&A, **283**, 313 (1994)
 - [25] A.I. Chugunov, MNRAS, **371**, 363 (2006)