

Astrophysical implications of high energy neutrino limits

I. Overall diffuse limits

Julia K. Becker ^{a,*} , Wolfgang Rhode ^a , Peter L. Biermann ^{b,c,d}
Kirsten Mönich ^a

^a*Universität Dortmund, Institut für Physik, D-44221 Dortmund, Germany*

^b*Max Planck Institut für Radioastronomie, Auf dem Hügel 69, D-53121 Bonn, Germany*

^c*Department of Physics and Astronomy, University of Bonn, Germany*

^d*Department of Physics and Astronomy, University of Alabama, Tuscaloosa, Alabama 35487, USA*

Abstract

Recently, improved quasi-isotropic limits to the diffuse extragalactic high energy neutrino component have been presented by AMANDA (Hill et al., 2006). In this paper, these limits will be discussed with respect to the consequences for various models of hadronic acceleration. Previous results showed that top-down scenarios explaining a possible proton flux above the Greisen-Zatsepin-Kuzmin (GZK) Cutoff could be excluded since these calculations result in an overproduction of neutrinos (Semikoz and Sigl, 2004). Here, we focus on neutrino production scenarios in different types of Active Galactic Nuclei (AGN). The new limits can exclude neutrino emission in correlation with X-ray emission from ROSAT detected AGN, which makes the Inverse Compton scenario for the X-ray emission more favorable. The implications of the limits to the neutrino flux from FR-II galaxies are discussed. It can be shown that current experimental limits to the quasi-isotropic neutrino flux give constraints to the optical depth of FR-II galaxies. Also, the special case of TeV blazars is examined. The general diffuse limit can be used to estimate the maximum contribution of photon-resolved TeV blazars to the total diffuse flux. It is shown that the observation of neutrinos is essential to get an understanding of high energy emission from extragalactic sources, since TeV photons only give a glance of the near Universe.

Key words: neutrinos, diffuse background, limits, multi-messenger astrophysics
PACS: 95.55.Vj, 95.80.+p, 95.85.Pw, 95.85.Ry

1 Coincident neutrino and photon emission

The existence of ultra high energy protons at $E > 10^{18}$ eV suggests that extragalactic sources like Active Galactic Nuclei (AGN) and Gamma Ray Bursts (GRBs) accelerate protons. In such a process, neutrinos would be produced via the Δ -resonance in proton-photon interactions. The same process leads to production of TeV photons in the source. Depending on the optical thickness of the production region, photons of TeV down to MeV energies are emitted.

Different source classes in which protons can be accelerated have been suggested, always discussing the coincident emission of photons and neutrinos. In this section, those models for which the diffuse neutrino flux limits from AMANDA constrain the calculated energy spectra are discussed. For further models, source stacking limits interpreted as diffuse limits are more restrictive which is not examined here, but in the second part of this paper (Becker et al., 2006).

Two models assuming neutrino production in photo-hadronic interactions at the foot of AGN jets have been developed (Nellen et al., 1993; Stecker and Salamon, 1996). In both models, the X-ray emission from AGN is directly correlated to neutrino production. The diffuse X-ray background as measured by ROSAT has been used to normalize the flux to account for the co-production of neutrinos and X-rays in photo-hadronic interactions.

It has been shown in (Falcke et al., 1995; Falcke and Biermann, 1995) that the radio emission from AGN is directly correlated to the total power of the AGN jet. This is used to calculate the neutrino flux from different source classes by normalizing the spectrum to the radio emission. For the case of FR-II galaxies and blazars, such a correlation has been examined (Becker et al., 2005). Assuming an E^{-2} -shaped spectrum, the flux is predicted to be

$$E^2 \frac{dN}{dE} = 1.43 \cdot \tau_{eff} 10^{-7} \text{GeV cm}^{-2} \text{s}^{-1} \text{sr}^{-1} \quad (1)$$

in the case of FR-II galaxies and

$$E^2 \frac{dN}{dE} = 1.70 \cdot \tau_{eff} 10^{-9} \text{GeV cm}^{-2} \text{s}^{-1} \text{sr}^{-1} \quad (2)$$

for blazars. Here, τ_{eff} is the sources' effective optical depth and it is treated as a free parameter in order to use the current neutrino flux limit to determine an upper limit to τ_{eff} .

* Corresponding author. Contact: julia.becker@udo.edu, phone: +49-231-7553667

In a hadronic acceleration scenario, sources of TeV photon emission produce neutrinos coincidentally as discussed by (Mannheim et al., 2001; Mücke et al., 2003). In the following, the possibility of using TeV-resolved photon sources to search for a neutrino signature is discussed.

2 Limits and sensitivities on the total diffuse neutrino flux

The unfolded spectrum of the angle-averaged neutrino flux as observed by the AMANDA experiment is indicated in all following neutrino spectra graphs, such as Fig. 1. The measured flux follows the prediction of the atmospheric neutrino spectrum (e.g. Volkova, 1980) and no extragalactic contribution has been observed (Münich et al., 2005). Extragalactic sources are expected to have a flatter spectrum than atmospheric neutrinos which is why a flattening of the spectrum at high energies would be observable for a sufficiently high extraterrestrial neutrino flux. Since this is not the case, a limit can be set based on the unfolding method. The limit Φ^{DL} for one year of data (2000) is given as

$$\Phi^{\text{DL}} = \frac{dN}{dE} \cdot E^2 = 2.6 \cdot 10^{-7} \text{GeV cm}^{-2} \text{s}^{-1} \text{sr}^{-1} \quad (3)$$

in the energy range of $[10^5 - 10^{5.5}]$ GeV. In the following, all limits and sensitivities are given in units of the differential neutrino flux dN/dE times E^2 . The limit could be improved by more than a factor of three using the period of 2000-2003 as given in (Hill et al., 2006),

$$\Phi^{\text{DL}} = 8.8 \cdot 10^{-8} \text{GeV cm}^{-2} \text{s}^{-1} \text{sr}^{-1} \quad (4)$$

in the energy range of $[10^{4.2} - 10^{6.4}]$ GeV. IceCube's sensitivity Φ^{DS} to the diffuse muon neutrino flux for three years of operation will be more than an order of magnitude better than the current limit (Hill et al., 2006),

$$\Phi^{\text{DS}} = 4.2 \cdot 10^{-9} \text{GeV cm}^{-2} \text{s}^{-1} \text{sr}^{-1}. \quad (5)$$

Apart from the general diffuse limits which are derived by using data from the whole field of view, it is possible to derive diffuse limits for specific source classes by using the source stacking method. Here, sources from the same source class are stacked to optimize the significance of a signal from these sources. From such an analysis, point source limits for the given source classes are derived, see (AMANDA Collaboration and Peter L. Biermann, 2006). These can in turn be interpreted as diffuse limits for the sources considered. The results are discussed by (Becker et al., 2006).

3 Implications of neutrino flux limits with respect to hadronic acceleration models

In this section, the flux predictions discussed above is interpreted examining implications for the underlying photo-hadronic acceleration models.

Note that all fluxes are presented such that neutrino oscillations from an emitted ratio of $(\nu_e : \nu_\mu : \nu_\tau) = (2 : 1 : 0)$ to an observed ratio $(\nu_e : \nu_\mu : \nu_\tau) = (1 : 1 : 1)$ are considered. For those cases where the authors have not taken into account such oscillations, the flux has been scaled accordingly.

3.1 The diffuse X-Ray background and Radio Weak AGN

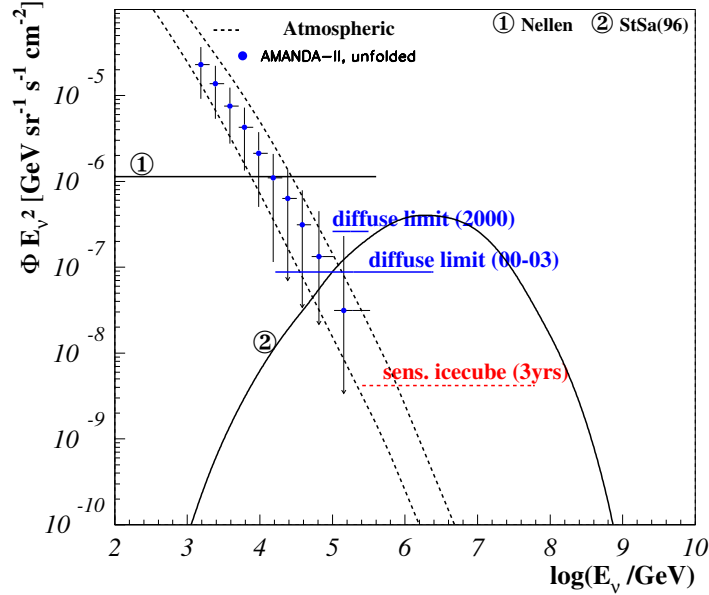


Fig. 1. Stecker & Salamon (StSa96, model 2) (Stecker and Salamon, 1996) predict a large contribution of neutrinos from radio weak sources using ROSAT data to normalize the spectrum. Nellen et al. (Nellen et al., 1993) (Nellen, model 1) use the same normalization method. The models have been corrected for neutrino oscillations. Both models are excluded in their published form by AMANDA’s diffuse limit.

Figure 1 shows the prediction of neutrinos being produced coincidentally with X-rays at the foot of AGN jets. The diffuse ROSAT-measured background has been used in both models (Nellen et al., 1993; Stecker and Salamon, 1996) to normalize the neutrino spectrum. In the case of the prediction by (Nellen et al., 1993), AMANDA’s diffuse neutrino flux limit lies an order of magnitude below the flux. Stecker et al. updated their calculation by normalizing to

the diffuse flux as measured by COMPTEL (Stecker, 2005). This is discussed in the context of the MeV photon emission in correlation with neutrinos in Section 3.4. The non-detection of a signal from ROSAT-detected sources implies strongly that the X-ray emission from AGN cannot be directly correlated to neutrino emission. While the missing emission of neutrinos together with X-rays disfavors a hadronic scenario, it is consistent with Inverse Compton (IC) models for the X-ray emission and underlines leptonic models for the production of X-rays in AGN. Calculations by (Stecker and Salamon, 1996) show a flux peaking at higher energies compared to (Nellen et al., 1993). The spectrum is not exactly E^{-2} -shaped, while the AMANDA limit was derived assuming an E^{-2} spectrum. However, such a high flux would be visible in AMANDA, even if the limit is not directly comparable: Approximating the E^2 -weighted flux, $E^2 dN/dE$, as a step function to make it comparable to the diffuse limit still results in a contribution much higher than the given limit.

The absence of neutrino emission from the foot of relativistic jets implies that the particles there are not accelerated to high energy, and then interact. However the concept that the innermost ring of the accretion disk, just underneath the jet, turns into an ADAF (Advection Dominated Accretion Flow, or Radiatively Inefficient Accretion Flow, RIAF) with a very high temperature (e.g. Falcke et al., 1995; Biermann et al., 1995; Rachen et al., 1995; Donea and Biermann, 1996; Mahadevan, 1998), is consistent with this. This implies that the spin parameter of the black hole is high, above 0.95, and that hadronic interaction at weakly relativistic temperatures produce charged pions, which decay and provide an energetic particle seed population for further acceleration downstream for the radio emission of the jet (Gopal-Krishna et al., 2004). This is then consistent with an Inverse Compton explanation of the X-ray emission (Mannheim et al., 1995), and predicts that there should be a large production of energetic neutrinos at an energy commensurate with the pion mass.

3.2 *Radio galaxies*

The radio emission of Active Galactic Nuclei is likely to be directly correlated to neutrino emission in the jet. This has been discussed by (Becker et al., 2005) at the example of FR-II radio galaxies and blazars. In both cases, the normalization of the neutrino spectrum depends on many different intrinsic factors, i.e. the correlation between radio and disk luminosity and the parametrization of the maximum proton acceleration energy. It also includes assumptions on the source distribution and the propagation of the neutrinos, see (Becker et al., 2005) for details. Here, we would like to focus on the fact that the flux is proportional to the effective optical depth in the source, τ_{eff} which is defined as product of the proton-photon optical depth $\tau_{p\gamma}$ and a reduction factor due

to contributions from Bethe-Heitler production η' ,

$$\tau_{eff} = \tau_{p\gamma} \cdot \eta'. \quad (6)$$

The effective optical depth has been chosen to be $\tau_{eff} = 1$ in the calculations described above. The optical depth of proton-photon interactions is determined by the product of the photo-hadronic cross section $\sigma_{p\gamma}$ and the photon density in the source, n_γ . These in turn depend on the radio luminosity L and the extent r of the source such as

$$\tau_{p\gamma} = 800 \frac{L_{46}}{r_{17}}, \quad (7)$$

with $L_{46} := L/10^{46}$ erg/s and $r_{17} = r/10^{17}$ cm. This shows that the photo-hadronic optical depth itself can be very high, but also around unity. Taking into account effects such as Bethe-Heitler pair production can reduce the effective optical depth significantly. In the following, AMANDA limits will be used to derive limits on the optical depth of FR-II galaxies and blazars.

3.2.1 FR-II radio galaxies

Using a generic E^{-2} spectrum for the neutrino flux from FR-II galaxies, the flux normalization has been derived to be

$$\Phi = 1.43 \cdot 10^{-7} \text{ GeV cm}^{-2} \text{ s}^{-1} \text{ sr}^{-1}. \quad (8)$$

Comparing the normalization in Equ. (8) with the diffuse limit shows that a flux with the chosen parameter settings is not detected. An upper limit to the optical depth can be derived from the limit yielding

$$\tau_{eff} < 0.7. \quad (9)$$

Within three years of IceCube, it will be possible to explore sources with $\tau_{eff} > 0.029$.

Figure 2 shows the the prediction of a neutrino flux from FR-II radio galaxies. Model (1) is the original calculation of (Becker et al., 2005) modified by a factor $\tau_{eff}=0.7$. This is the maximum contribution for an E^{-2} signal from those sources not violating the diffuse limit of AMANDA. However, there is another production scenario which leads to a significant reduction of a contribution from FR-II galaxies. As it has been discussed by (Becker et al., 2005), the synchrotron spectral index of FR-II galaxies α is correlated to the neutrino spectral index p by $p = 2 \cdot \alpha + 1$. The mean synchrotron spectral index is

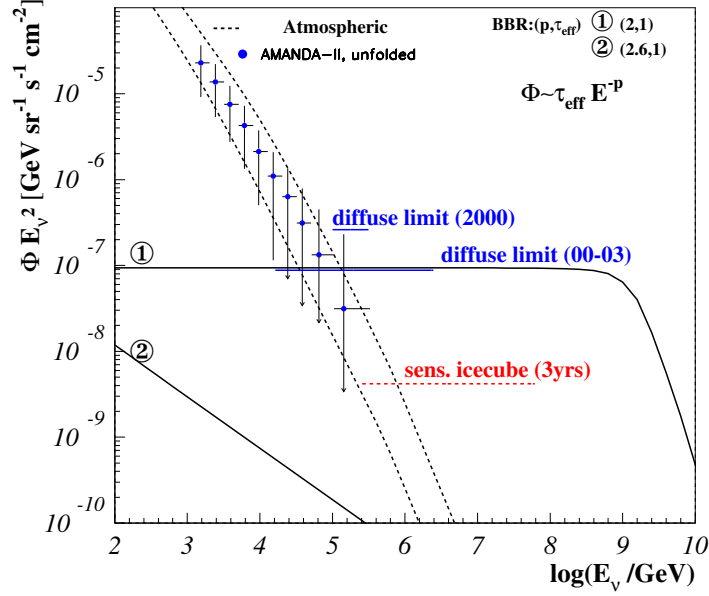


Fig. 2. Contribution to the diffuse neutrino background from FR-II radio galaxies. For an E^{-2} spectrum, it is constrained to an optical depth of $\tau_{eff} < 0.7$. A steeper spectrum $E^{-2.6}$ (model 2) is consistent with the current limit.

$\alpha \approx 0.8$ for large scale emission and therefore, the neutrino spectrum can be as steep as $E^{-2.6}$. This prediction is shown in Fig. 2 as model (2). In that case, the contribution is very low and does neither violate the current diffuse limit, nor is it within reach of IceCube's sensitivity for three (or even five) years of operation (Hill et al., 2006). In such a case, an observation of a neutrino signal from FR-II galaxies would be very difficult. If the spectrum were this steep for real, then all Ultra High Energy Cosmic Ray (UHECR) arguments would blow up and it is more realistic to assume a flatter spectrum. The radio spectral index of the hot spots are usually about $\alpha \sim 0.6$ and so correspond to a particle spectral index of about $p \sim 2.2$. Using Fig. 2 it can be estimated that a spectrum with an index of 2.2 could already be explored by the three year sensitivity of IceCube.

3.2.2 Blazars

Using a similar correlation between radio and neutrino flux as for FR-II galaxies, the contribution from blazars to the diffuse neutrino flux can be calculated to (Becker et al., 2005)

$$E^2 \frac{dN}{dE} = 1.70 \cdot \tau_{eff} 10^{-9} \text{GeV cm}^{-2} \text{s}^{-1} \text{sr}^{-1}. \quad (10)$$

The flux lies well beyond the current diffuse limit and even below the sensitivity of IceCube for an optical depth around $\tau_{eff} = 1$. Equivalent as for the case of FR-II radio galaxies, the upper limit to the optical depth in blazars can be determined as

$$\tau_{eff} < 52 \quad (11)$$

by using the diffuse AMANDA limit. With IceCube, it will be possible to examine sources with $\tau_{eff} > 2.5$. Consequently, neutrino emission in coincidence with the radio signal from blazars will only be observable in the near future, if the optical depth of blazars is significantly higher than the one for FR-II galaxies.

3.3 *TeV blazars*

The detection of TeV photon emission from distant sources is limited due to the absorption of high energy photons by the extragalactic background light (e.g. Kneiske et al., 2004). The absorption factor η describes the fraction of the total emitted TeV photon flux from blazars and the TeV flux from blazars up to a redshift z_{\max} . It is a measure of the absorption of TeV photons. The fraction of a diffuse neutrino signal from photon-resolved TeV blazars will be calculated using the general diffuse limit and taking into account the absorption factor for TeV photons: Only a relatively small fraction of all TeV blazars can be identified in TeV photons, since sources at high redshifts are hidden due to the strong absorption.

3.3.1 *The absorption factor η*

In the case of TeV blazars, the absorption factor η is much greater than unity due to the strong absorption of TeV photons by the extragalactic background light. The co-moving density of AGN, $\rho(z)$, follows the Star Formation Rate. A parametrization of the evolution of AGN is given by (Miyaji et al., 2000):

$$\rho(z) \propto \begin{cases} \exp(2.81 \cdot z) & \text{for } z < 1.7 \\ \exp(0.05 \cdot z) & \text{for } z \geq 1.7 \end{cases} \quad (12)$$

Such a scenario has also been discussed by (Pugliese et al., 2000).

Alternatively, for a no-evolution scenario as it is discussed for BL Lacs, see (Bade et al., 1998), the co-moving density $\rho(z)$ is considered to be constant with red-

shift:

$$\rho(z) = \text{constant} . \quad (13)$$

It will be shown that this scenario, although not the most realistic one, is the most conservative one which can be used for the derivation of the maximum contribution from blazars.

The normalization of the co-moving density is not important in this calculation, since only ratios of concrete values of ρ are considered and the constant of proportionality cancels.

The neutrino flux from sources up to a certain redshift z_{max} is given by

$$\frac{dN}{dE} = \phi_0 \cdot \int_{z=0}^{z_{\text{max}}} E'(z)^{-2} \cdot \rho(z) \frac{dV_c}{dz} dz , \quad (14)$$

where $E'(z) = (1+z) \cdot E$ is the energy of the neutrino at the source. The E^2 -weighted flux is thus given as

$$E^2 \frac{dN}{dE} = \phi_0 \cdot \zeta(z_{\text{max}}) . \quad (15)$$

Here, $\zeta(z_{\text{max}}) = \int_{z=0}^{z_{\text{max}}} (z+1)^{-2} \cdot \rho(z) dV_c/dz dz$ is the evolution factor depending on the upper redshift integration limit z_{max} . If all present sources are considered, $z_{\text{max}} \approx 10$ is a reasonable value, since it can be assumed that galaxy formation starts around this redshift.

The absorption factor η is given by the fraction of total flux and the contribution that can be observed by TeV-photon experiments:

$$\eta(z_{\text{max}}) = \frac{\zeta(10)}{\zeta(z_{\text{max}})} . \quad (16)$$

Here, z_{max} is the maximum redshift at which TeV photon sources can be identified by present TeV Cherenkov telescopes. TeV sources have up to today been observed up to a redshift of $z=0.186$ - 1ES1101-232 (Tluczykont et al., 2005). As a conservative upper limit, the maximum redshift of observation with TeV Cherenkov telescopes is taken to be $z_{\text{max}} = 0.3$, since an upper bound is derived from these values. Extremely conservative values have to be applied to guarantee the validity of the derived upper bound. The absorption factor depending on z_{max} is shown in Fig. 3. At $z_{\text{max}} = 0.3$, the numerical value is

$$\eta(z_{\text{max}} = 0.3) = 52.99 . \quad (17)$$

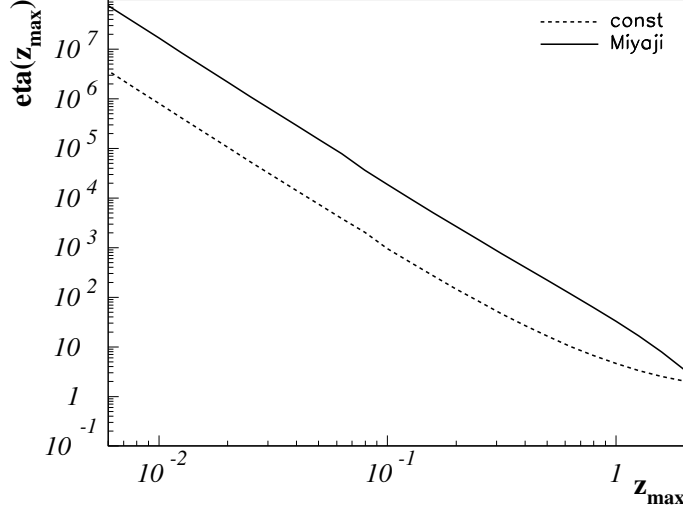


Fig. 3. Absorption factor η versus maximum redshift z_{\max} . For TeV sources, the most distant source observed is 1ES1101-232 at $z=0.186$ (Tluczykont et al., 2005). $\eta(z_{\max} = 0.3) = 52.99$ is used as a conservative limit for TeV sources.

It is important to note that for a lower energy threshold (e.g. 30 GeV), Air Cherenkov telescopes could be able to detect sources up to $z_{\max} \sim 1$. This would lead to a much lower absorption factor of

$$\eta(z_{\max} = 1) = 4.620. \quad (18)$$

Using the more realistic evolution scenario from Miyaji et al. (Miyaji et al., 2000) leads to much higher absorption factors with

$$\eta_M(z_{\max} = 0.3) = 876.3 \quad (19)$$

$$\eta_M(z_{\max} = 1) = 33.06. \quad (20)$$

3.3.2 An upper limit to the contribution from photon-resolved TeV blazars

Using the above reflections, one can argue that a diffuse limit can be used to estimate the maximum diffuse signal from blazars resolved in TeV photons: From the existing general diffuse limit, it is known that no source type and, thus particularly also not the class of TeV blazars, can contribute more than $\Phi^{\text{DL}} = 8.8 \cdot 10^{-8} \text{ GeV cm}^{-2} \text{ s}^{-1} \text{ sr}^{-1}$:

$$E^2 \left. \frac{dN}{dE} \right|_{\text{TeV}} < \Phi^{\text{DL}}. \quad (21)$$

An upper limit to the normalization constant ϕ_0 of the neutrino flux can be derived by inserting Equ. (15) with $z_{\max} = 10$ in Equ. (21):

$$\phi_0 < \frac{\Phi^{\text{DL}}}{\zeta(10)}. \quad (22)$$

The contribution of sources at $z < z_{\max}$ is given as

$$E^2 \frac{dN}{dE} \Big|_{TeV} (z_{\max}) = \phi_0 \cdot \zeta(z_{\max}) \quad (23)$$

$$< \frac{\zeta(z_{\max})}{\zeta(10)} \Phi^{\text{DL}} \quad (24)$$

with the final result of

$$E^2 \frac{dN}{dE} \Big|_{TeV} (z_{\max}) < \eta(z_{\max})^{-1} \cdot \Phi^{\text{DL}}. \quad (25)$$

The upper limit on the neutrino flux up to z_{\max} is shown in Fig. 4. The solid line shows the Star Formation Rate (SFR) scenario as given by (Miyaji et al., 2000). The dashed curve shows the no-evolution scenario. The figure shows that the absorption factor reaches its greatest values in a no-evolution scenario. Therefore, even if the SFR scenario is the more realistic parametrization, the no-evolution scenario is the most conservative calculation and thus applicable for an upper limit calculation.

3.3.2.1 The most conservative case Assuming the most conservative case of a no-evolution scenario, the contribution of photon-resolved TeV blazars to the diffuse neutrino flux is therefore limited to

$$E^2 \frac{dN}{dE} \Big|_{TeV} (z_{\max} = 0.3) < 1.67 \cdot 10^{-9} \text{ GeV cm}^{-2} \text{ s}^{-1} \text{ sr}^{-1}, \quad (26)$$

where $\eta(z_{\max} = 0.3) = 52.99$ is used as a lower limit. The contribution of sources observed by TeV Cherenkov telescopes is thus about three orders of magnitude lower than the possible total contribution. This is displayed in Fig. 5 together with the general diffuse limit. The limit to the maximum contribution from photon-resolved TeV blazars is shown (“res. TeV blazars”) as well. The contribution is a factor of $\eta^{-1} \approx 0.019$ lower than the diffuse limit. This indicates that a diffuse analysis of TeV sources is most effective with an overall diffuse approach, since most of the TeV sources are hidden due to the strong absorption at such high photon energies. The stacking of

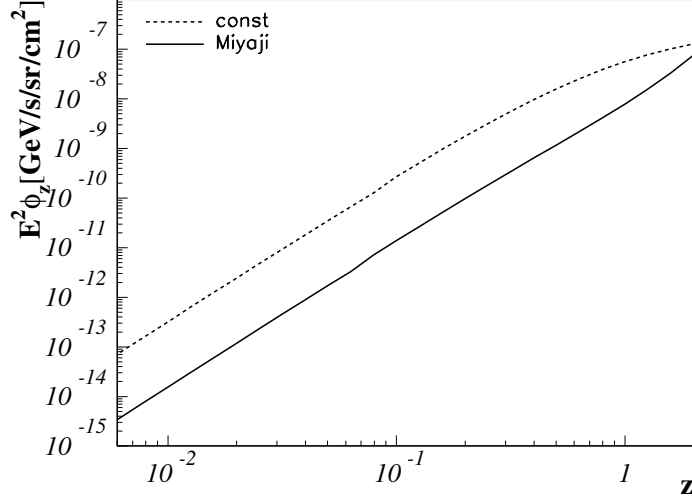


Fig. 4. Upper limit to the contribution of photon-resolved TeV blazars for different source evolution scenarios. The solid line represents an evolution of X-ray identified AGN according to Miyaji et al. (Miyaji et al., 2000). A constant value for the evolution has been applied in the case of the dashed line. This scenario is favored in the case of TeV blazars.

the strongest sources in the sky in comparison only comprise a small fraction of the total diffuse flux as these calculations show. This result stands in contrast to the other sources samples where the selection of the strongest sources yields stronger restrictions than a general search for a diffuse signal (Becker et al., 2006).

The importance of reaching down to low energies with Air Cherenkov telescopes is demonstrated in this calculation, since lowering the energy threshold to observe sources up to $z = 1$ would already include sources with a one order of magnitude higher maximum neutrino flux of

$$E^2 \left. \frac{dN}{dE} \right|_{TeV} (z_{\max}) < 1.90 \cdot 10^{-8} \text{ GeV cm}^{-2} \text{ s}^{-1} \text{ sr}^{-1}. \quad (27)$$

3.3.2.2 The more realistic case For the more realistic and less conservative scenario, Equ. (19) results in a contribution of neutrinos from resolved TeV blazars of

$$E^2 \left. \frac{dN}{dE} \right|_{TeV} (z_{\max}) < 1.00 \cdot 10^{-10} \text{ GeV cm}^{-2} \text{ s}^{-1} \text{ sr}^{-1}, \quad (28)$$

which is a magnitude less than the conservative upper bound.

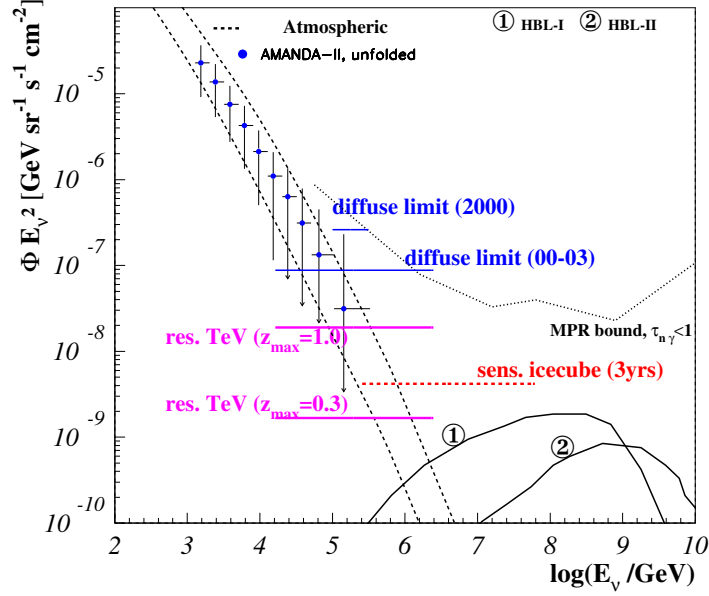


Fig. 5. Neutrino predictions for optically thin sources. TeV photons from decaying pions escape together with neutrons which make up charged CRs by decaying in the vicinity of the source in protons. All models have been corrected for oscillations. The MPR-bound derivation is described in (Mannheim et al., 2001). Predictions for the contribution from HBL sources depend on the extension of the acceleration region and the jet frame target photon density. Model (1) and (2) represent two different parameter settings, see (Mücke et al., 2003). The general diffuse limit is shown as well as the limit to photon-resolved TeV blazars (“res.TeV”), indicating that the major contribution to the diffuse neutrino signal from TeV blazars is expected to come from hidden TeV photon sources for two different maximum redshifts, $z = 0.3$ and $z = 1$.

The contribution of sources up to $z < 1$ would be

$$E^2 \left. \frac{dN}{dE} \right|_{TeV} (z_{\max}) < 2.66 \cdot 10^{-9} \text{ GeV cm}^{-2} \text{ s}^{-1} \text{ sr}^{-1} \quad (29)$$

in this case.

3.4 Optically thick blazars

In the case of an optically thick environment, TeV photons do not escape from the source, but cascade down to MeV-GeV energies. Sources of energies $E > 100$ MeV emission as detected by EGRET are discussed by (Becker et al., 2006), since limits derived from source stacking are more constrictive. Models for neutrino emission from sources of energies $E < 100$ MeV emission are

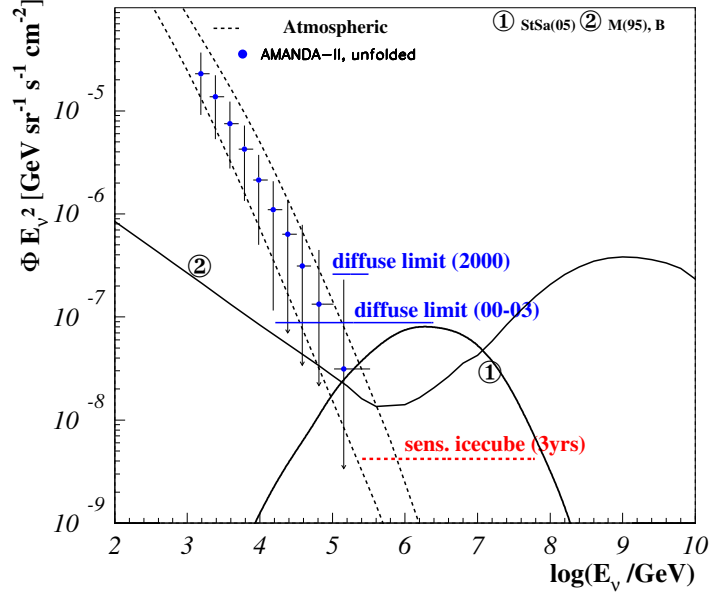


Fig. 6. Neutrino predictions for optically thick sources. The models have been corrected for oscillations. COMPTEL data have been used to normalize the spectra.

displayed in Fig. 6. The model by Mannheim (Mannheim, 1995) predicts a very low flux in the energy range of AMANDA measurements and no further conclusions can be drawn. The model by Stecker et al. (Stecker, 2005) lies just below the current limit. With IceCube, it can be examined in detail, since the expected sensitivity for three years of full operation lies more than an order of magnitude below the expected flux.

4 Conclusions and Outlook

Different neutrino flux models have been discussed according to the recent neutrino flux limit from the AMANDA experiment. In the case of X-ray AGN, the limit strongly disfavors a hadronic model. It is an order of magnitude below the flux predictions. According to the strongly restrictive limit, neutrinos are not produced at the foot of AGN jets in coincidence with X-rays. Thus, the diffuse emission as measured by ROSAT is likely to be due to Inverse Compton radiation.

Analyzing the correlation between the radio and neutrino emission from FR-II galaxies and blazars, the limit was used to constrain the optical depth of the sources. For FR-II galaxies, $\tau_{eff} < 0.7$ could be derived, while the upper limit for blazars is given as $\tau_{eff} < 52$. Thus, the detection potential for such a source class in IceCube is very high, since within three years, IceCube is sensitive to sources of optical depth with $\tau_{eff} > 0.029$ (FR-II) resp. $\tau_{eff} > 2.5$ (blazars).

Finally, it was shown that a general diffuse analysis gives a high discovery potential for hidden TeV sources: While TeV photons are absorbed at high redshifts, neutrinos propagate freely. An upper limit to the neutrino flux from photon-resolved TeV blazars is determined to be

$$\Phi_{resolvedTeV}^{DL} = 1.67 \cdot 10^{-9} \text{ GeV cm}^{-2} \text{ s}^{-1} \text{ sr}^{-1}. \quad (30)$$

The upper limits derived in this paper represent very strong constraints to many prevailing neutrino flux models and different models could be excluded. The results from this paper underline the necessity of a unified model concerning acceleration processes in AGN, since such a model would give the opportunity to examine a potential neutrino signal with respect to different AGN classes within the same framework. Numerical results could be applied to individual sources and to diffuse flux measurements. The interaction between the observation of resolved sources as well as measurements of the diffuse photon and proton components of CRs is of high significance as it could be shown in this paper.

Acknowledgments

We would like to thank Francis Halzen, Tanja Kneiske, Reinhard Schlickeiser, Karl Mannheim and Marek Kowalski for inspiring discussions and helpful comments on this work. Many thanks also to the entire IceCube Collaboration for useful comments and suggestions.

Support for PLB is coming from the AUGER membership and theory grant 05CU 5PD 1/2 via DESY/BMBF. JKB and WR acknowledge the support by the BMBF, grant 05 CI5PE1/0 and by the DFG, grant RH 35/2-3.

References

- AMANDA Collaboration and Peter L. Biermann, 2006. On the selection of AGN neutrino source candidates ... accepted for publication in *Astrop. Phys.*
- Bade, N., et al., 1998. *Astron. & Astrophys.* 334, 459.
- Becker, J. K., Biermann, P. L., Rhode, W., 2005. *Astropart. Physics* 23, 355.
- Becker, J. K., Groß, A., Rhode, W., Biermann, P. L., 2006. Astrophysical implications of high energy neutrino limits: II. Diffuse interpretation of stacking limits. In Prep.
- Biermann, P. L., Strom, R. G., Falcke, H., 1995. *Astron. & Astrophys.* 302, 429.
- Donea, A. C., Biermann, P., 1996. *Astron. & Astrophys.* 316, 43.
- Falcke, H., Biermann, P. L., 1995. *Astron. & Astrophys.* 293, 665.

- Falcke, H., Malkan, M. A., Biermann, P. L., 1995. *Astron. & Astrophys.* 298, 375.
- Gopal-Krishna, Biermann, P. L., Wiita, P. J., 2004. *Astrophys. J. Let.* 603, L9.
- Hill, G., et al., June 2006. Neutrino 2006, Santa Fe.
- Kneiske, T. M., et al., 2004. *Astron. & Astrophys.* 413, 807.
- Mahadevan, R., 1998. *Nature* 394, 651.
- Mannheim, K., 1995. *Astropart. Physics* 3, 295.
- Mannheim, K., Protheroe, R. J., Rachen, J. P., 2001. *Phys. Rev. D* 63, 23003.
- Mannheim, K., Schulte, M., Rachen, J., 1995. *Astron. & Astrophys.* 303, L41.
- Miyaji, T., Hasinger, G., Schmidt, M., 2000. *Astron. & Astrophys.* 353, 25.
- Mücke, A., et al., 2003. *Astroparticle Physics* 18, 593.
- Münich, K., et al., August 2005. In: 29th International Cosmic Ray Conference. astro-ph/0509330.
- Nellen, L., Mannheim, K., Biermann, P. L., 1993. *Phys. Rev. D* 47, 5270.
- Pugliese, G., et al., 2000. *Astron. & Astrophys.* 358, 409.
- Rachen, J., Mannheim, K., Biermann, P. L., 1995. *Astron. & Astrophys.* 310, 371.
- Semikoz, D. V., Sigl, G., 2004. *Journal of Cosmology and Astro-Particle Physics* 4, 3.
- Stecker, F. W., 2005. *Phys. Rev. D* 72 (10), 107301.
- Stecker, F. W., Salamon, M. H., 1996. *Space Science Reviews* 75, 341.
- Tluczykont, M., et al., August 2005. In: 29th International Cosmic Ray Conference. [Http://icrc2005.tifr.res.in/](http://icrc2005.tifr.res.in/).
- Volkova, L. V., 1980. *Soviet Journal of Nuclear Physics* 31, 784.