

Are Proxima and Alpha Centauri Gravitationally Bound?

Jeremy G. Wertheimer

Gregory Laughlin

UCO/Lick Observatory, University of California, Santa Cruz, CA 95064

ABSTRACT

Using the most recent kinematic and radial velocity data in the literature, we calculate the binding energy of Proxima Centauri relative to the center of mass of the α Centauri system. When we adopt the centroids of the observed data, we find that the three stars constitute a bound system, albeit with a semi-major axis that is on order the same size as α Centauri AB's Hill radius in the galactic potential. We carry out a Monte Carlo simulation under the assumption that the errors in the observed quantities are uncorrelated. In this simulation, 44% of the trial systems are bound, and systems on the 1-3 σ tail of the radial velocity distribution can have Proxima currently located near the apastron position of its orbit. Our analysis shows that a further, very significant improvement in the characterization of the system can be gained by obtaining a more accurate measurement of the radial velocity of Proxima Centauri.

Subject headings: stars: individual (Proxima Centauri, α Centauri)

1. Introduction

In 1839, the Scottish astronomer Thomas Henderson learned of Bessel's successful parallax measurement of $0.314'' \pm 0.020''$ for 61 Cygni (Bessel 1838). Bessel's result gave Henderson the confidence to report his own measurement of a $1.16'' \pm 0.11''$ parallax for the α Centauri AB binary pair (Henderson 1839)¹. Henderson's distance determination of 0.86 pc for α Centauri is reasonably close to the modern estimate of 1.35 pc. α Centauri remained the closest known stellar system until the measurement of Proxima Centauri's parallax (Voûte 1917).

¹The Henderson (1839) reference is not returned by an ADS reference search on Author=Henderson. However, a scanned copy of Henderson's 1839 MNRAS notice is available at: <http://articles.adsabs.harvard.edu//full/seri/MNRAS/0004//0000168.000.html>

Proxima and α Centauri exert a special fascination by virtue of the fact that they are the Sun’s closest neighbors. Their hold on the imagination is further strengthened by the remarkable similarities of the masses and ages of α Cen A and B to the Sun. Proxima lies a mere $15,000 \pm 700$ AU from the α Centauri binary pair, and it has a small relative velocity, $\Delta V = 0.53 \pm 0.14$ km s⁻¹ with respect to α Cen. The likelihood of such a stellar configuration occurring purely by chance is less than 10^{-6} (Matthews & Gilmore 1993), and based on this incredibly improbable arrangement, it has been suspected that the stars constitute a bound triple system ever since Proxima’s discovery (Innes 1915).

The dynamics of Proxima and α Centauri have been most recently examined by Matthews & Gilmore (1993) and by Anosova, Orlov, & Pavlova (1994). Both groups of authors showed that the (then-current) kinematic observations of the stars implied a positive total energy for the three-star system. Matthews & Gilmore (1993) sought to explain this somewhat disturbing result by hypothesizing that the measured masses of α Centauri AB were too low. They argued that a $3 - \sigma$ increase in the dynamical mass of the system would result in a bound configuration. Anosova, Orlov, & Pavlova (1994) suggested that the three stars are members of a “stellar moving group”, thus rendering Proxima’s apparently hyperbolic trajectory less of an unusual occurrence.

In addition to the reasons presented by Matthews & Gilmore (1993) for the importance of understanding the dynamical condition of the α Cen system, Proxima could also play a role in volatile enrichment of any terrestrial planets that might be orbiting either member of the central pair. A study by Wiegert & Holman (1997) showed that terrestrial planets are dynamically stable when placed within 4 AU from either star of the α Centauri binary pair. Furthermore, accretion calculations by Lissauer et al. (2004) suggest that terrestrial planet formation could have readily occurred within the α -Centauri system. One might therefore wonder about the habitability of putative terrestrial planets in the system. A possible concern with respect to habitability arises because any planets orbiting the α -Centauri binary may be depleted in volatiles. If Proxima were bound to the system during its formation stages, then it may have gravitationally stirred the circumbinary planetesimal disk of the α Centauri system, thereby increasing the delivery of volatile-rich material to the dry inner regions.

2. Data and Method

The Hipparcos satellite returned extremely accurate kinematic information on all three stars of the α Cen system (ESA 1997). We can combine these data with mass and radial velocity information to formulate a complete dynamical picture of the system (see Table 1).

The kinematic data in Table 1 are consistent with a broad spectrum of dynamical configurations for the three stars. We wish to determine what fraction of these allowed configurations correspond to bound systems. In order to do this, we perform an N=10000 Monte Carlo simulation by assuming that each observed parameter is independent and varies with a normal distribution implied by its $1\text{-}\sigma$ error. The only exception to the independence of the observations is that the parallaxes of α Cen A and B are set equal to each other within each realization, but still vary in a normal distribution from one realization to the next. We use observations of both α Cen A and B and the masses of each to calculate the properties of the center of mass of the A/B system. We calculate the gravitational binding energy E_{tot} between the center of mass of the α Cen A/B binary and Proxima Centauri. We did this by converting to Cartesian coordinates and using cgs units with the simple formula

$$E_{tot} = T_{A/B} + T_C + U_{A/B/C} \quad (1)$$

where $T_{A/B}$ and T_C are the kinetic energies of the α Cen A/B center of mass and Proxima Centauri respectively and $U_{A/B/C}$ is the gravitational potential energy of the two point mass system.

3. Results

We first calculated the properties of the α Cen A/B/C system using our method, but with the old observational data used by Anosova, Orlov, & Pavlova (1994). Following Anosova, Orlov, & Pavlova we also restricted our errors in the N=1000 Monte Carlo simulation to within their $2\text{-}\sigma$ values. We find the A/B/C system is unbound with a probability of P=1.0 and that using the non-cgs (simulation) units from Anosova, Orlov, & Pavlova, the energy of the system was 5 ± 5 which was consistent with their results of P=1.0 and energy= 6 ± 6 . Using more accurate data from Hipparcos (ESA 1997), Pourbaix et al. (2002), and Queloz, D. (2004), not limiting the Monte Carlo errors to $2\text{-}\sigma$ and using cgs units in an N=10000 simulation, we find that the binding energy of the A/B/C system is now $5 * 10^{40} \pm 17 * 10^{40}$ Joules with an unbound probability of P=0.55. With modern data it is now clear that almost half the realizations result in a bound triple system. Using the centroid of each observation we can compute an estimate of the observed orbital characteristics of Proxima Centauri with respect to the center of mass of the A/B binary (see Table 2).

For the case of a highly eccentric Keplerian orbit, Proxima Centauri would spend most of its time near apastron. The current distance of Proxima Centauri from α Cen A/B is 15000 ± 700 AU, thus the estimated semi-major axis of 272212 AU is almost certainly far too large. The velocity of Proxima Centauri relative to α Cen A/B in the Monte Carlo simulation is 0.53 ± 0.14 km s⁻¹. Systems with a lower relative velocity generally result in a bound orbit while higher velocities tend to result in a hyperbolic orbit (see Figure 1). According to observational data, Proxima Centauri is right on the cusp of being unbound, but we expect to find Proxima Centauri near apastron, which requires a slightly smaller relative velocity. Only P=0.025 of the runs had a low enough relative velocity to situate Proxima Centauri fairly near apastron. In Figure 2, we can see that the radial velocity of Proxima Centauri largely determines the energy of the resulting system and that a change of only 1 to 3- σ in that radial velocity can result in a bound system currently near apastron.

4. Conclusion

The availability of Hipparcos data has provided us with the ability to implement a significant improvement over previous studies of the Alpha Centauri system. Our results indicate that it is quite likely that Proxima Centauri is gravitationally bound to the Alpha Centauri AB pair, thus suggesting that they formed together within the same birth aggregate, and that they three stars have the same ages and metallicities. As future observations bring increased accuracy to the kinematic measurements, it will likely become more obvious that Proxima Centauri is bound to the α Cen A/B binary and that Proxima Centauri is currently near the apastron of an eccentric orbit. (see Figure 3). Based on the expectation that the actual system is both bound and near apastron, we predict that improved measurements of Proxima Centauri’s absolute radial velocity will yield a value of $-22.3 \text{ km s}^{-1} < v_r < -22.0 \text{ km s}^{-1}$.

Acknowledgment: This work was supported by the US National Science Foundation CAREER Program under grant No. 0449986 to Greg Laughlin.

REFERENCES

- Anosova, J., Orlov, V. V., & Pavlova, N. A. 1994, *A&A*, 292, 115
- Bessel, F. W. 1838, *MNRAS*, 4, 152
- ESA. 1997, *The Hipparcos and Tycho Catalogues*, ESA SP-1200
- Henderson, T. 1839, *MNRAS*, 4, 168
- Henry, T. J., Franz, O. G., Wasserman, L. H., Benedict, G. F., Shelus, P. J., Ianna, P. A., Kirkpatrick, J. D., & McCarthy, Jr., D. W. 1999, *ApJ*, 512, 864
- Innes, R. T. A. 1915, *Union Observatory Circular*, 30
- Lissauer, J. J., Quintana, E. V., Chambers, J. E., Duncan, M. J., & Adams, F. C. 2004, in *Revista Mexicana de Astronomia y Astrofisica Conference Series*, ed. G. Garcia-Segura, G. Tenorio-Tagle, J. Franco, & H. W. Yorke, 99-103
- Matthews, R. & Gilmore, G. 1993, *MNRAS*, 261, L5
- Pourbaix, D., Nidever, D., McCarthy, C., Butler, R. P., Tinney, C. G., Marcy, G. W., Jones, H. R. A., Penny, A. J., Carter, B. D., Bouchy, F., Pepe, F., Hearnshaw, J. B., Skuljan, J., Ramm, D., & Kent, D. 2002, *A&A*, 386, 280
- Voûte, J. 1917, *MNRAS*, 77, 650
- Wiegert, P. A. & Holman, M. J. 1997, *AJ*, 113,1445

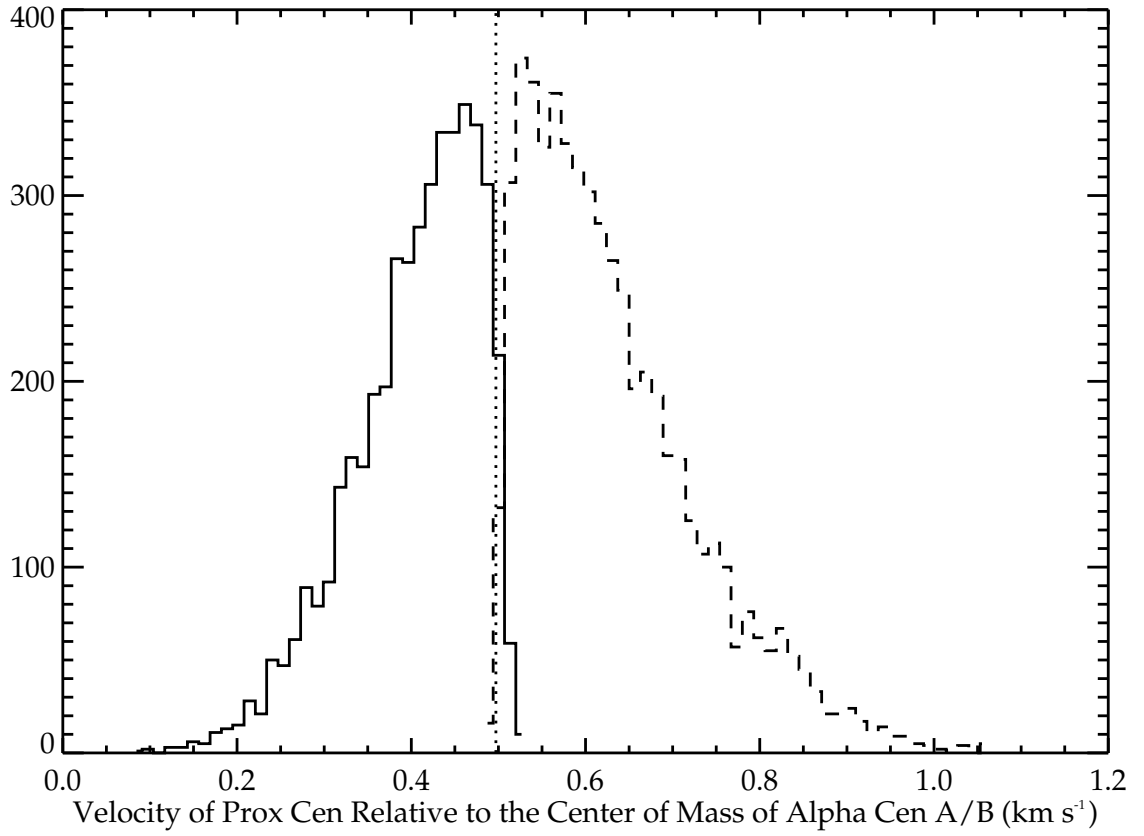


Fig. 1.— Histogram of the number of bound and unbound orbits of Proxima Centauri around α Cen A/B in the Monte Carlo simulation. The solid histogram represents the bound orbits while the dashed histogram represents the unbound orbits. The dotted vertical line represents the centroid relative velocity, which yields a barely bound orbit.

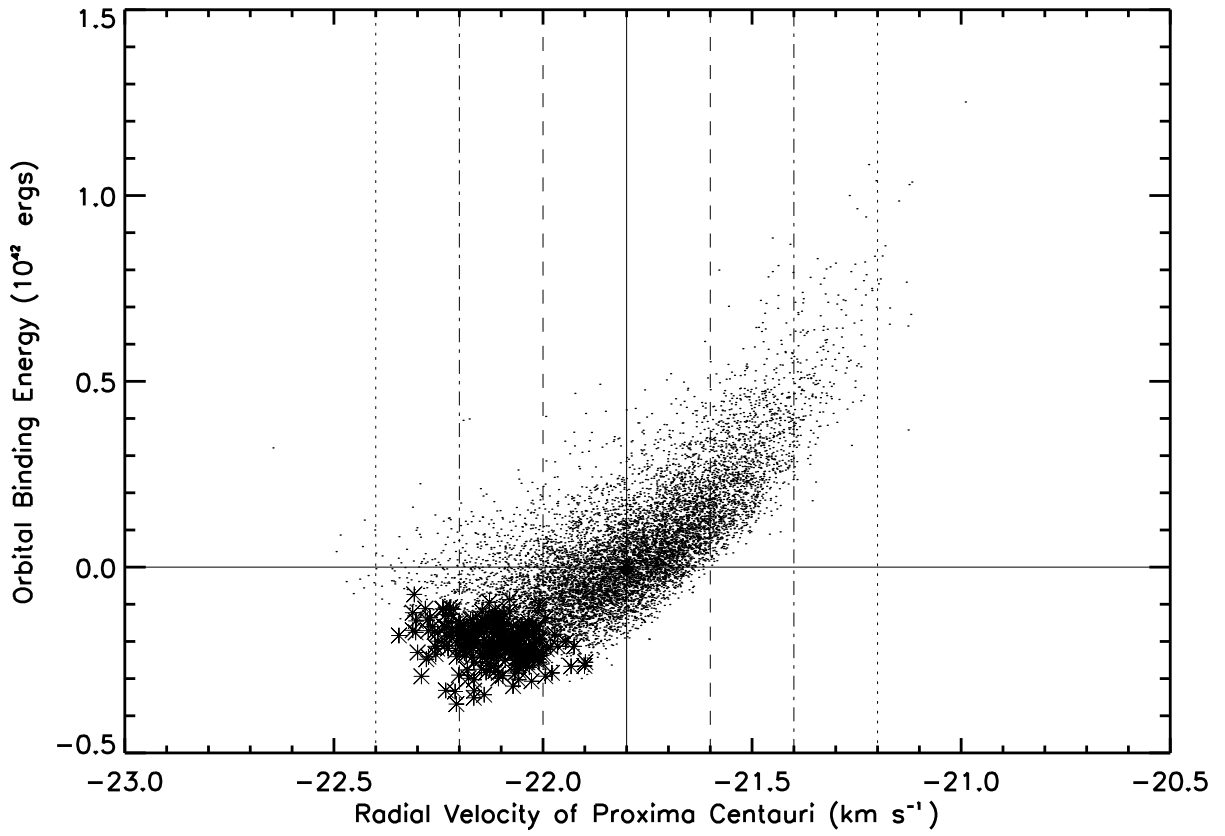


Fig. 2.— Distribution of total system energy versus radial velocity of Proxima Centauri in each Monte Carlo realization. The asterisks are orbits where Proxima Centauri is near apastron. The diamond at the center is the centroid value from the observations. The vertical dashed lines represent the 1, 2, and 3-sigma deviations of radial velocity.

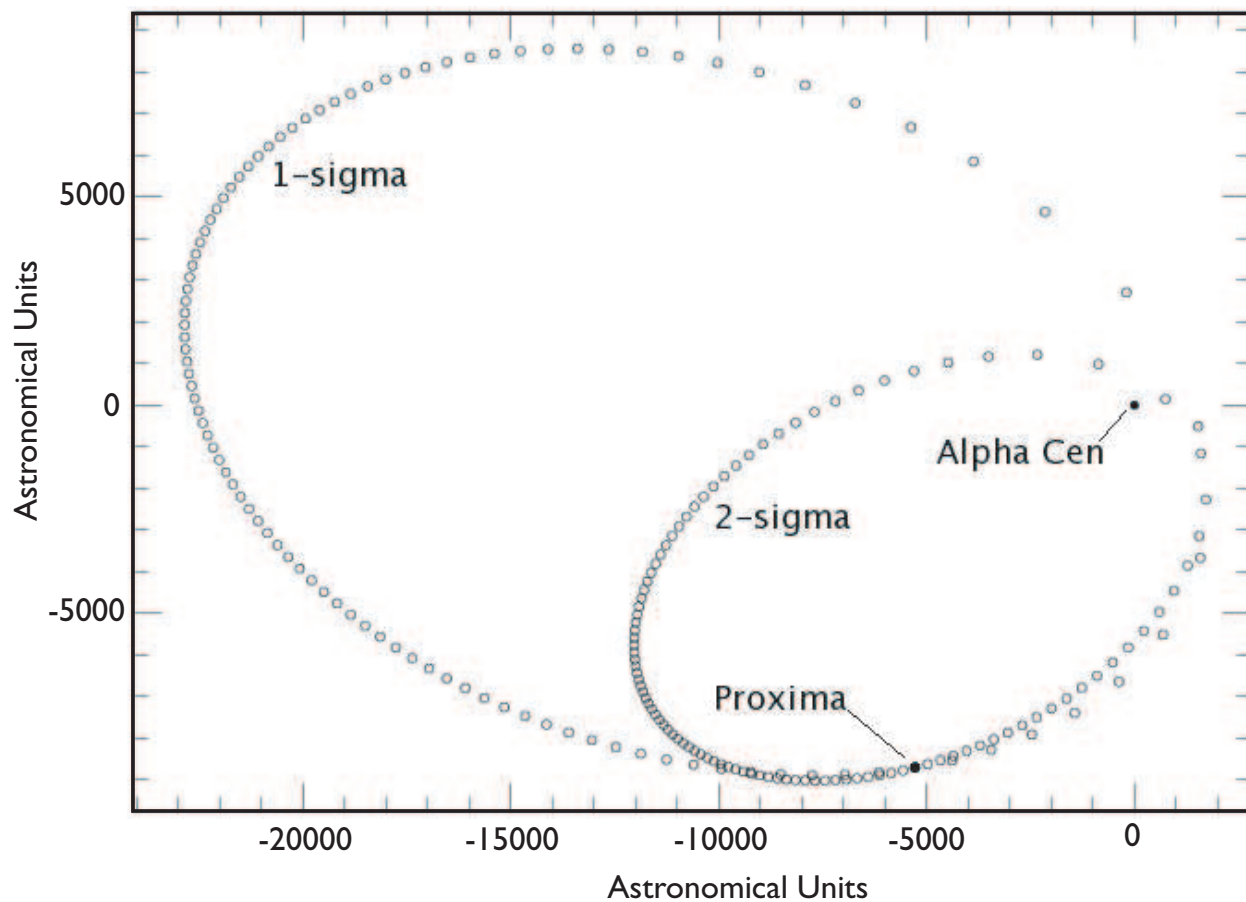


Fig. 3.— Two simulated orbits of Proxima Centauri around α Centauri in the plane of the sky as seen from Earth. When Proxima Centauri has a radial velocity $1\text{-}\sigma$ below the measured value, it results in a larger orbit while a $2\text{-}\sigma$ radial velocity results in a smaller orbit. Notice that in the $2\text{-}\sigma$ orbit, Proxima is closer to apastron which we would expect. The 0 and $3\text{-}\sigma$ orbits are too large to be displayed on this scale.

Table 1. Observed Parameters and Masses for Proxima and α Cen A/B.

Parameter	Proxima	α Cen A/B ^a	ref
α (RA)	$217^\circ.44894751 \pm 1.31$ mas	$219^\circ.91753275 \pm 51$ mas	1
δ (Dec)	$-62^\circ.68135207 \pm 1.51$ mas	$-60^\circ.83712790 \pm 35$ mas	1
parallax (mas)	772.33 ± 2.42	742.12 ± 1.4	1
μ_α (mas yr ⁻¹)	-3775.64 ± 1.52	-3642.53 ± 12	1
μ_δ (mas yr ⁻¹)	768.16 ± 1.82	697.25 ± 9	1
V_R (km s ⁻¹)	-21.8 ± 0.2	-22.445 ± 0.0024	2, 3
mass (M_\odot)	0.107 ± 0.0214	2.039 ± 0.009	4, 3

^aErrors in the α Cen A/B column are from the simulation (see text).

References. — (1) ESA 1997; (2) Queloz, D., private communication 2004; (3) Pourbaix et al. 2002; (4) Henry 1999.

Table 2: Calculated Orbital Elements of Proxima Centauri around α Cen A/B.

a (AU)	Ellipticity	Inclination ($^{\circ}$)	ω ($^{\circ}$) ^a	Ω ($^{\circ}$) ^b	Mean Anomaly ($^{\circ}$)
272212.148	0.985	150.9	86.87	197.81	359.53

^a argument of periastron

^b position angle of the ascending node

Note. — These values are from the centroids of the observations and not our best guess from the Monte Carlo simulation.