

# Unconstrained Astrometric Orbits for Hipparcos Stars with Stochastic Solutions

A. Goldin <sup>1</sup> & V.V. Makarov <sup>2</sup>

<sup>1</sup> *Citadel Investment Group, 131 South Dearborn st., Chicago, IL 60603*

`alexey.goldin@gmail.com`

<sup>2</sup> *Michelson Science Center, Caltech, 770 S. Wilson Ave., MS 100-22, Pasadena, CA 91125*

`vvm@caltech.edu`

## ABSTRACT

A considerable number of astrometric binaries whose positions on the sky do not obey the standard model of mean position, parallax and linear proper motion, were observed by the Hipparcos satellite. Some of them remain non-discovered, and their observational data have not been properly processed with the more adequate astrometric model that includes nonlinear orbital motion. We develop an automated algorithm based on “genetic optimization”, to solve the orbital fitting problem in the most difficult setup, when no prior information about the orbital elements is available (from, e.g., spectroscopic data or radial velocity monitoring). We also offer a technique to accurately compute the probability that an orbital fit is bogus, that is, that an orbital solution is obtained for a single star, and to estimate the probability distributions for the fitting orbital parameters. We test this method on Hipparcos stars with known orbital solutions in the catalog, and further apply it to 1561 stars with stochastic solutions, which may be unresolved binaries. At a confidence level of 99%, orbital fits are obtained for 65 stars, most of which have not been known as binary. It is found that reliable astrometric fits can be obtained even if the period is somewhat longer than the time span of the Hipparcos mission, i.e., if the orbit is not closed. A few of the new probable binaries with A-type primaries with periods 444–2015 d are chemically peculiar stars, including Ap and  $\lambda$  Boo type. The anomalous spectra of these stars are explained as admixture of the light from the unresolved, sufficiently bright and massive companions. We estimate the apparent orbits of four stars which have been identified as members of the  $\approx 300$  Myr-old UMa kinematic group. Another four new nearby binaries may include low-mass M-type or brown dwarf companions. Follow-up spectroscopic observations in conjunction with

more accurate inclination estimates will lead to better estimates of the secondary mass. Similar astrometric models and algorithms can be used for binary stars and planet hosts observed by SIM PlanetQuest and Gaia.

*Subject headings:* astrometry — binaries: general

## 1. Introduction

One of the most promising and presently available ways to discover invisible companions (including brown dwarfs and giant planets) to nearby Galactic stars is to analyze high-accuracy astrometric positions of the latter for the presence of the reflex Keplerian motion caused by an orbiting companion. In the relatively near future, with the advance of such space-borne astrometric instruments as SIM and GAIA, it will become one of the main instruments in the search for habitable smaller planets, too. For the time being, the capabilities of the method are limited by the moderate precision of the available astrometric data. The Hipparcos Intermediate Astrometry Data (HIAD), at a single point precision of roughly 10–15 mas, is just good enough to detect brown dwarfs around nearby solar-type stars, reliably so in conjunction with spectroscopic measurements (Halbwachs et al. 2000; Pourbaix & Jorissen 2000; Torres 2006). Perhaps, giant planets of intermediate orbital periods could also be detected around a few nearest stars.

Obtaining a robust orbital fit for an astrometric binary becomes increasingly difficult when the orbital period  $P$  exceeds the time span of Hipparcos measurements, which is about 3.2 years. If the period is 6 years, still more than half of the orbit is represented in the data, and astrometric analysis may provide an independent solution. When the period is longer than 9 years, the astrometric data alone can provide only ambiguous results, since the almost linear segment of the orbit is hard to distinguish from the regular proper motion. Generally, the astrometric orbital fit is a non-linear 12-parameter adjustment problem that includes five astrometric parameters and seven orbital parameters (Appendix A). In some cases, e.g., long-period orbits, or highly inclined orbits aligned with the line of sight, the parameters become so entangled in the non-linear condition equations, that the fit becomes ill-conditioned. Therefore, any orbital solution should be supported by analysis of confidence intervals for all fitting parameters. If the astrometric solution is sufficiently well-constrained, approximate standard deviations of fitting parameters can be derived in the near vicinity of the solution point by covariance analysis, a recipe of which is given in Appendix B. Ill-conditioned solutions will have nearly singular normal matrices that can not be inverted, or large variances for some of the parameters. In more complicated cases, some of which we investigate in this paper, the confidence intervals and probability distributions can be

calculated by extensive Monte-Carlo simulations. When the optimization problem is almost singular with respect to particular nonlinear parameters (most often the eccentricity), direct mapping of the objective function on a sufficiently fine grid of parameters is carried out.

Another crucial problem that arises in fitting Keplerian motion for stars previously not known as binaries, is estimation of the probability of a null hypothesis, that is, that the star is single, and the detected perturbation in the astrometric residuals is caused by a chance occurrence of random noise in the data, or other effects, unrelated to binarity. We offer a robust and straightforward (if somewhat computationally heavy) method of confidence level estimation of a binary detection.

These techniques are tested on a set of 1561 stars in the Hipparcos catalog with the so-called stochastic solutions. These data often represent gross errors or failures in the data reduction. Due to the type of detector used in the main instrument of Hipparcos (a grid of long vertical slits and a photomultiplier behind it with a non-uniform response across the pointing field of regard), many of these failed solutions originate in the wrong assumption about the target positions, or in the lack of knowledge of the relative position and brightness of visual binary components. Successful attempts have been made to use more accurate information about stochastic stars from ground based and Tycho-2 data sets to reprocess the published Hipparcos transit data, resulting in accurate solutions for a few hundred stars (Falin & Mignard 1999; Fabricius & Makarov 2000). The remaining stars with stochastic solutions are prime suspects for yet unknown binaries. Orbiting pairs with separations smaller than 0.1 arcsec were not resolved by Hipparcos; on the other hand, a nonlinear apparent motion of the photocenter as small as several milliarcseconds could break the regular 5-parameter solution. Long-period orbits could be detected as additional acceleration of proper motions or as discrepant proper motions from the short-term Hipparcos data and the long-term Tycho-2 definitions (Makarov & Kaplan 2005). The overlap between such accelerating astrometric binaries and the list of stochastic objects is substantial, but presumably a lot of binaries on shorter orbits are left out of this analysis, as they describe a strongly nonlinear track during the 3.2-3.5 time span of Hipparcos observations.

## **2. Using HIAD to compute orbits**

### **2.1. Correlated input data**

The star abscissae data in the HIAD was derived by the two Hipparcos data reduction consortia, FAST and NDAC, almost independently, but from the same observational data (ESA 1997, Vol. 3). Typically, each great circle measurement produced a pair of abscissa

data points, one derived by FAST, and the other by NDAC. These pairs of measurements are statistically correlated. The correlation coefficient was estimated and published in the HIAD record, when appropriate. However, some of the great circle results were processed (or accepted) by only one of the consortia, in which case the correlation is zero. Since any astrometric or orbital fit is a least-squares adjustment minimizing the  $\chi^2$  on abscissa residuals, internal correlations must be properly taken into account.

In this paper, we obtain separate orbital fits based on NDAC and FAST data. In our judgment, these data are derived from the same observations with the same instrument, and they should be strongly correlated. The correlations given in the HIAD are probably strongly underestimated, and using a weighted combination of these data may have an adverse effect on the confidence estimation.

## 2.2. Multiple solutions and local minima

The orbital motion model described in Appendix A contains 3 nonlinear and 9 linear parameters. After  $P_0$ ,  $e$  and  $T_0$  are fixed by a nonlinear optimization method, the rest of parameters ( $A$ ,  $B$ ,  $F$ ,  $G$ , and 5 astrometric parameters) can be found by solving a linear system of equations.

Solving a multidimensional optimization problem is difficult. Deterministic methods such as the widely used Powell minimization on starting conditions can converge to different local minima. Two-dimensional optimization is sometimes marginally solvable by brute force, i.e., by walking over a grid of initial values and initiating optimization from each of these starting values. For 3 and more dimensions, however, this approach is time consuming and a better approach is welcome (Section 6).

## 3. Genetic optimization algorithm

We employ a method described in Storn & Price (1995), which is a generalization of the genetic algorithms for continuous functions optimization. The differential evolution (DE) algorithm is capable of handling nondifferentiable, nonlinear objective functions. It is one of the methods used in *Mathematica* `NMinimize` routine. Although our  $\chi^2$  objective function is differentiable everywhere except several singular points (Appendix B) and, with respect to a few parameters, linear, we have chosen this algorithm for its enhanced ability to handle complex surfaces in the parameter space with multiple minima, as discussed in Section 4.

In a population of potential solutions in a  $n$ -dimensional search space, a fixed number

of vectors are randomly initialized, then evolved over time to explore the search space and to locate the minima of the objective function.

At each iteration, called a generation, new difference vectors are computed by subtracting two vectors selected randomly from the current population (mutation). The difference vector is added to a third vector, which may be the current optimal vector or a randomly selected one. The resulting candidate is mixed with the current best vector, imitating mixing of chromosomes in sexual reproduction, where each coordinate component corresponds to a chromosome. The resulting trial vector is accepted for the next generation if it yields a reduction in the value of the objective function. This process, imitating biological evolution, is not guaranteed to find the best solution that corresponds to the global minimum of the objective function, just as evolution does not always select the best possible mutation. However, the probability of finding the global minimum, or a very close solution to the global minimum is increasing with the population size. Therefore, at the expense of extra computing time, we can find the ‘nearly’ best solution within a given model, localizing most of the local minima (alternative solutions) at the same time by assuming large numbers of generation vectors. This allows us to investigate the multitude of alternative solutions, rather than rely on a single possible solution that yields a sufficiently small  $\chi^2$ .

Existence of multiple solutions with roughly equally reduced  $\chi^2$  is a warning that the pattern of noisy data is untenable for a reliable binary solution, or that some other non-binarity effect is responsible for the observed perturbation.

#### 4. Distributions, probabilities and confidence intervals

Instead of the standard F-test, unsuitable for strongly nonlinear models, the following Monte-Carlo test is used to evaluate the robustness of our orbital solutions. We generate a set of observations of a star with coordinates, parallax and proper motions corresponding to the best fit 5-parameter model at the same observation times. Normally distributed random numbers with variances corresponding to the estimated (formal) measurements’ errors are added to each recorded transit time. After that the realization is reduced for both 5-parameter and 12-parameter models, resulting in  $\chi_{5_i}^2$  and  $\chi_{12_i}^2$  for  $i = 1, 2, \dots, N$ , respectively. The resulting fits are compared with the original, unperturbed fits with corresponding  $\chi_{12_0}^2$  and  $\chi_{5_0}^2$  statistics.

We estimate the fraction of trials for which the ratio of the 5-parameter fit to that of

the 12-parameter fit exceeds that ratio for the actual data:

$$p = \frac{1}{N} \sum_{i=1}^N \Theta_i (\chi_{5_i}^2 / \chi_{12_i}^2 - \chi_{5_0}^2 / \chi_{12_0}^2) \quad (1)$$

where  $\Theta(x)$  is a threshold function, equal to 1 for  $x > 0$ , and 0 for  $x < 0$ . The confidence of rejecting a null hypothesis is  $1 - p$ . This test is numerically equivalent to the  $F$ -test for a linear problem at sufficiently high  $N$ .

If the probability test is passed, extensive Monte-Carlo simulations are carried out to estimate the errors for each parameter. Each estimated transit time is perturbed by a normally distributed random number with a standard deviation equal to the formal transit time error (given in the HIAD) and the reduction process is repeated. This produces a distribution of true transit times given observation, provided we have accurate transit time error estimates, and the errors are truly Gaussian. By reducing these data, we obtain the distribution of underlying parameters given observation. This method of parameter error estimation is known as parametric bootstrap (Hastie 2001).

At least 1000 trials are performed for each object. From the collected Monte-Carlo data, we build histograms for each fitting parameter such as  $e$ ,  $a_a$ ,  $T_0$ , which are subsequently used to estimate 99, 95 and 68 percent confidence intervals. The distribution of solutions is often significantly different from a Gaussian bell curve. With increasing number of measurements, and decreasing relative errors of parameters, the parameter likelihood function becomes confined to an area where linear approximation is quite adequate for error estimation (Appendix B).

Figure 2 shows  $\chi^2$  computed for two representative stars, as functions of period  $P$  in days and eccentricity  $e$ , while keeping  $T_0$  and the remaining 9 parameters constant. The spacing between  $\chi^2$  contours is 50, the darkest color corresponding to the smallest  $\chi^2$ . We find a well defined global minimum for HIP 1366, while for HIP 20087 we fail to find a consistent solution. Both have multiple minima (not all of them evident in this two dimensional contour plot). Because of the non-uniform time cadence of HIP 20087 observations and a smaller number of measurements (26 vs. 32 for HIP 1366), the  $\chi^2$  map for this star is more complex. Another feature emerging from these plots is that the  $\chi^2$  minimization favors high eccentricity solutions. This is not a feature of this minimization algorithm, because any  $\chi^2$ -based global optimization algorithm is biased toward high eccentricity in poorly conditioned problems. As noted by D. Pourbaix (2005)<sup>1</sup>, the effective number of degrees of freedom goes up at high eccentricity, making it possible to find a fit with anomalously small residuals if the

---

<sup>1</sup><http://wwwhip.obspm.fr/gaia/dms/texts/DMS-DP-02.pdf/>

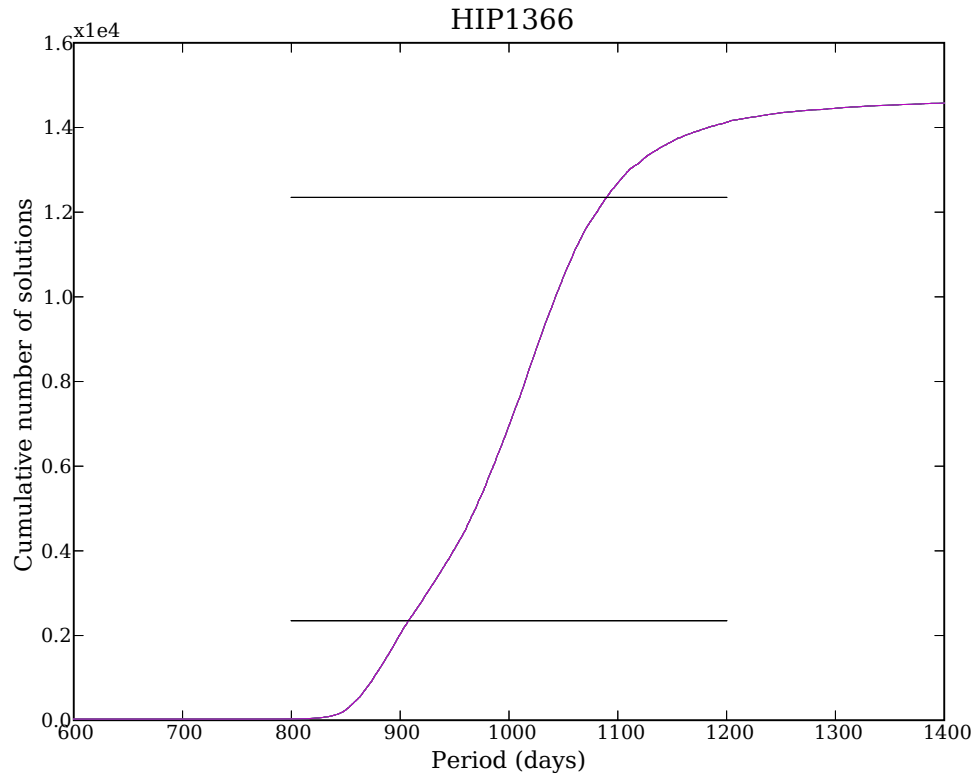


Fig. 1.— Period cumulative distribution for HIP1366. The total number of trials is 14700. Horizontal lines show bounds of 68% confidence interval.

number of observations is small. Possible solutions to this problem would be to introduce a penalty function for high eccentricity solutions or use Bayesian approach with a low prior probability of high eccentricity solutions. We decided against using these techniques in this work to keep the algorithm as simple as possible. Existing Hipparcos data do not preclude high eccentricity solutions; and rigorous estimation of prior eccentricity distributions is a project beyond the scope of this paper.

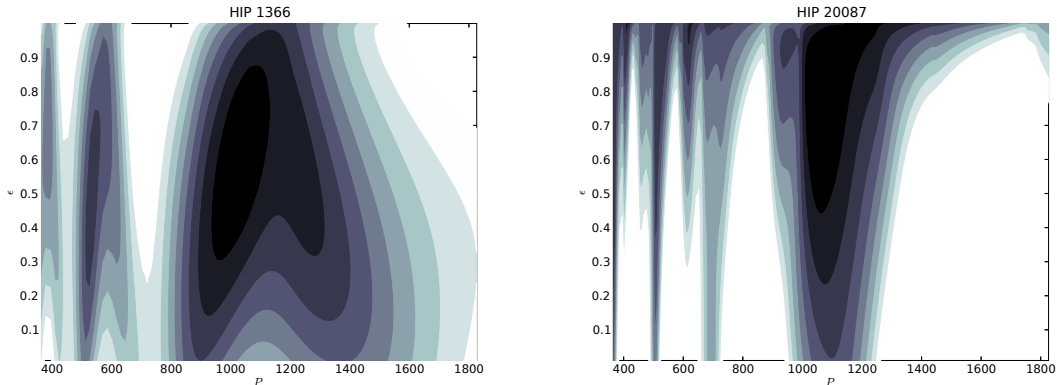


Fig. 2.—  $\chi^2$  contours for two stars as functions of period and eccentricity.

## 5. Comparison with known binary solutions

To verify the algorithm, we run it on a dataset of 235 stars with known orbital solutions in Hipparcos. The initial period, eccentricity and periastron time for these Hipparcos solutions were often adopted from spectroscopic data. In our work, we assume no prior knowledge of any orbit elements and compute the fits from scratch. The genetic algorithm is initialized with 30 points randomly distributed in phase space and differential evolution simulations are carried out for 100 generations for each star. The process is repeated 1000 times for each star with input data modified by adding normally distributed random numbers with standard deviations equal to the formal errors. The results of this verification analysis are shown in Fig. 3, where the period of orbiting binaries derived by us and their 95% confidence intervals are put to comparison with the periods from the Hipparcos catalog. The genetic algorithm fails to converge for four long period stars HIP 32349, 5336, 37279 and 95501.

The majority of orbital solutions are in good agreement as far as the crucial parameter  $P$  is concerned. It is to a large degree an external check for our method, since the Hipparcos orbital solutions are largely based on more accurate spectroscopic orbits for the parameters in



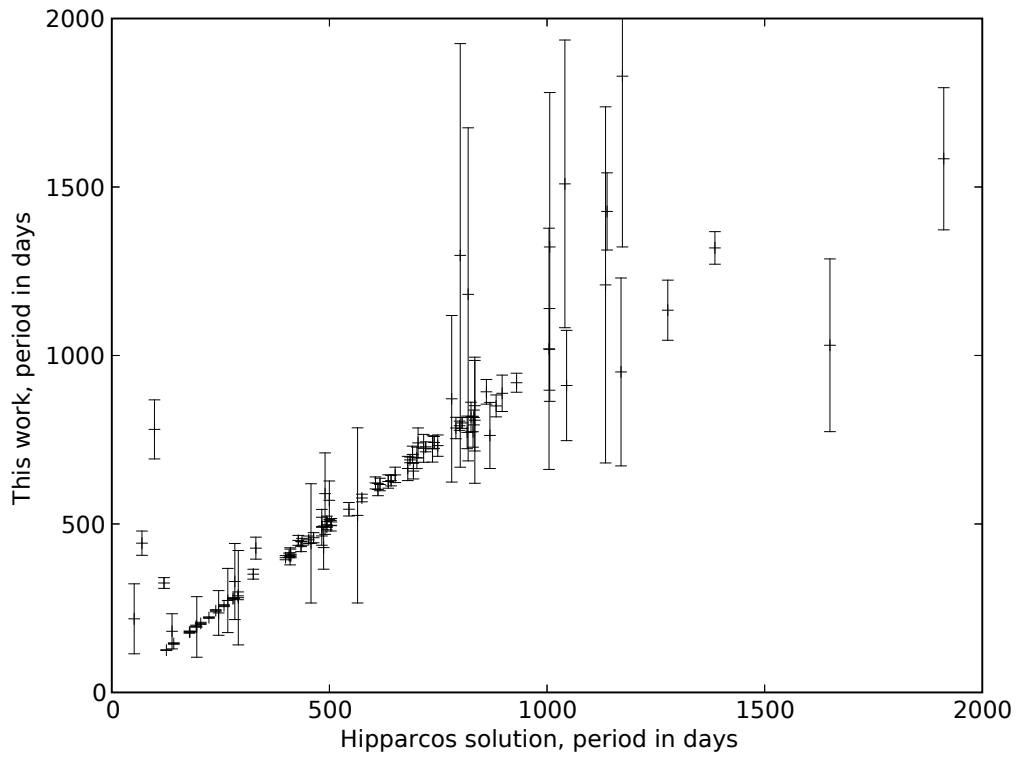


Fig. 3.— Comparison of orbital periods estimated by the genetic evolution algorithm versus periods in the Hipparcos catalog of orbital solutions. Only FAST consortium data are shown.

common (most notably, for  $P$  and  $e$ ). It is recalled that no apriori information or constraints are used in our algorithm. With a few exceptions, the periods shorter than 1000 d appear to be reliable. Binaries with longer periods exceeding the observation time span (typically, 3.2 yr) obtain uncertain solutions. Such systems will benefit from using spectroscopic or interferometric constraints. Four binaries with short periods in Hipparcos ( $P < 100$  d) obtain much longer periods in our unconstrained fits. These could be hierarchical multiple systems, for which radial velocity monitoring tends to pick up the short-period, high velocity amplitude signal, while the astrometric method is more sensitive to long-period signals of large angular excursions.

## 6. Comparison with traditional optimization methods

To compare the performance of our genetic optimization algorithm with traditional optimization methods, we implement a brute force grid search optimization algorithm and apply it to the same set of 235 stars with known orbital fits in Hipparcos. The minimal value of  $\chi^2$  is obtained by Powell optimization algorithm with initial starting points for eccentricity at 0 and 0.5, 18 starting points for period spaced evenly in logarithmic scale between 0.1 years and 30 years, and 4 starting points for  $T_0$  spaced evenly between 0 and  $P$ . This number of starting points  $18 \cdot 4 \cdot 2 = 144$  corresponds to the lowest empirically determined density of the grid that still provides the highest possible rate of correct solutions. The Powell minimization is iterated until the relative change in  $\chi^2$  is less than 0.01. The correct solutions are defined as solutions for which the fitted period is within a factor of 1.5 of the spectroscopically derived period. For the FAST consortium data, the grid optimization routine yields 144 correct solutions, requiring on average 19500 function estimations.

The differential evolution optimization algorithm with 30 initial points and 30 generations produces 152 correct solutions, with 140 solutions identical to the grid algorithm solutions. Each DE solution is followed by a Powell optimization on the remaining linear parameters with the same 0.01 tolerance on  $\chi^2$ , totaling an average of 50 function estimates.

In general, the DE global optimization algorithm requires approximately 20 times less function estimations to find the global optimum. Since the search space is only 3-dimensional, the advantage of the DE algorithm is not overwhelming. This algorithm, however, allows us to use CPU-intensive methods for estimating errors of free parameters, which is an important and subtle aspect of orbit optimization. It requires days of CPU time instead of months on one of authors laptop. For problems with larger number of dimensions, the DE algorithm may be even more attractive. It should be noted that the rather low density of starting parameter grid in the grid optimization technique stems from the moderate intrinsic accuracy

of Hipparcos data (a few milliarcseconds), which is comparable to the detectable orbit size. The future space astrometry missions (SIM and Gaia) will operate at a factor of  $10^3$  higher accuracies, dramatically increasing the density of the initial grid.

## 7. Unconstrained solutions for stochastic stars

We further indiscriminately applied the genetic optimization algorithm to all Hipparcos stars with stochastic solutions. Among the solutions demonstrating stable convergence, we selected 65 stars with confidence above 99%, estimated as described in section 4. A literature search for these 65 stars resulted in 11 systems with sufficiently accurate spectroscopic orbits, listed in Table 3. Astrometrically estimated periods are usually quite close to the more accurate spectroscopic periods at  $P < 1000$  d. A few discrepant cases are present when the periods from FAST and NDAC data are different by a significant fraction of the true quantity. Generally, the FAST solutions seem to be more reliable. Probably, the FAST consortium used stricter criteria in treating statistical outliers, occasional observations deviating far from the true astrometric abscissa, than the NDAC consortium. Such outliers can disturb the nonlinear optimization process, generating multiple wrinkles and gradients in the  $\chi^2$  function. But some of the discrepant cases find more interesting astrophysical explanation.

The star **HIP 84949 = V819 Her** is a complex triple system. The inner binary is eclipsing of Algol type with a period of 2.23 d. The outer companion of G8IV-III type is an active spotty star rotating with a period of about 86 d (van Hamme et al. 1994). It can hardly be a coincidence that our best NDAC solution produced a period of 89 d. In a binary system with a variable component, the photocenter moves along the line connecting the components synchronously with the light curve, the effect known as Variability Imposed Movers (VIM). The magnitude of the VIM astrometric excursion depends on the angular separation, magnitude difference and the amplitude of variability. Accidentally, the VIM effect in HIP 84949 generated an orbital fit with the smallest reduced  $\chi^2$  with NDAC data, which was not at all a typical draw, since all the percentiles correspond to long-period fits, i.e., the real outer orbit. The FAST solutions are not affected by the optical variability. This case exemplifies the difficulties and hazards of purely astrometric orbital solutions for complicated multiple systems with variable components.

Another piece of evidence that most of our discoveries are real long-period binaries is the high rate of occurrence of accelerating stars (Makarov & Kaplan 2005). This is not an independent check though, because apparent accelerations are perceived either from the same Hipparcos observations, or from a comparison of Hipparcos and Tycho-2 proper motions. We find 19 stars in common with the two catalogs of accelerating stars in (Makarov & Kaplan

2005).

Finally, the extensive Geneva-Copenhagen (GC) spectroscopic survey (Nordström et al. 2004), and other radial velocity observations in the literature provide a truly external verification of the binary nature of some of our solutions. The GC survey only includes Hipparcos stars of F, G and K type. In some cases, only one RV measurement is available, so that orbital motion is impossible to establish. In most cases, only a few observations are available, which is not enough to derive a orbital fit, but is sufficient to detect orbital motion. Combining these data with Hipparcos astrometric data might be a subject for future work. Two indicators in the GC catalog are especially useful in this respect: the probability of constant RV and a flag for spectroscopic binaries. Among the 54 new binaries from our analysis, 24 have these indicators of variable RV in the GC catalog. A few more stars have been known as spectroscopic binaries from earlier investigations, but without reliable orbit estimations. Such is the case with **HIP 23221 = 63 Eri**, which is orbited by a white dwarf companion, **HIP 25732 = HD 3615** (Grenier et al. 1999), **HIP 38146 = HD 63660**, a G0III star (de Medeiros & Mayor 1999), **HIP 43352 = HD 75605**, an UMa member (de Medeiros et al 2002), **HIP 62512 = HD 111456**, another UMa member (Freire Ferrero et al. 2004), and **HIP 76006 = HD 138525**, an F6 giant (de Medeiros et al 2002).

## 8. Overview of Astrometric Binaries

The 54 previously unknown binary systems (Tables 1–2) range in spectral type from A2 to M0. Some of the early type stars stand out by their chemical peculiarities, most notably the  $\lambda$ -Boo type star HIP 32607 =  $\alpha$  Pic, the Am star HIP 30342 =  $\nu$  Pic, and the Ap star HIP 1366 = HD 1280.

- **HIP 1366 = HD 1280.** This star may also be quite young. Non-magnetic Ap stars are often found in SB2 systems, and their companions are usually magnetic Am stars. This makes the subtle discrimination of Ap and Am stars complicated for unresolved systems. Carrier et al. (2002) derived spectroscopic orbits for 16 Ap stars, four of which may be Am stars. They found orbital periods from 1.6–2422 d, which makes our solution, 1017 d, a rather common case. Generally, Carrier et al. (2002) find distributions of orbital elements similar to those of field main-sequence stars, except for the distinct deficit of systems with  $P < 3$  d. The latter fact is explained in terms of the tidal synchronization in tight binaries, which helps to retain high rotational velocities preventing the occurrence of chemical peculiarity. From our solution based on FAST data, the visible semimajor axis of the photocenter is about 1 AU, implying a rather massive companion, perhaps also an A star. HD 1280 has not been identified

as SB.

- **HIP 30342 = HD 45229.** Also known as  $\nu$  Pic, this Am and chemically peculiar star has drawn considerable attention in the literature. Although Am stars are often found in SB2 systems (Abt & Levy 1985), ours is the first indication of the binary nature of this object. Using our FAST parameters for  $a$ ,  $\pi$  and  $P$ , we estimate the mass of the companion at only  $\approx 1/4$  of the primary mass. The FAST corrected mass function is  $(M_2^3/M_{\text{tot}}^2)_{\text{FAST}} = 0.09$ .
- **HIP 32607 = HD 50241.** Alias  $\alpha$  Pic, a well-studied, bright  $\lambda$  Boo-type star, not previously known to be binary. Our derived  $a$  is close to 1 AU, indicating a large mass ratio. This complies with the suggestion of (Faraggiana et al. 2004; Faraggiana & Bonifacio 2005) that many (may be all)  $\lambda$  Boo stars are unresolved binaries with composite spectra, which explain the observed chemical underabundances. The testable prediction here is that the unresolved companions have similar brightness to the primaries, lest their contribution to the observed spectrum is too small to account for the peculiarities of spectral lines. An alternative hypothesis of the  $\lambda$  Boo phenomenon is based on the gas-dust separation in stellar envelopes (e.g., Andrievsky & Paunzen 2003).

A few primaries in our sample are nearby late-type stars, whose companions can be low-mass dwarfs from the bottom of the main sequence. A large number of M dwarfs and substellar objects (L and T type) are expected to roam the solar vicinity, but relatively few have been identified. The nearest low-mass stars, because of their intrinsic dimness, are traditionally important objects of investigation. Substellar companions are of particular interest since the rate of such ‘failed stars’ in spectroscopic binaries is currently considered to be too low in comparison with the theoretical mass function expectation (the ‘brown dwarf desert’ problem).

- **HIP 38910.** Our solutions for  $a$  and  $P$  from FAST and NDAC are discrepant for this K5V star, probably because of the very long period  $> 6$  yr. It seems that only a small segment of the orbit is present in the Hipparcos data. The parallax is quite stable nevertheless, at 51-52 mas, that is 3-4 mas smaller than the value given in the catalog. Our NDAC-based solution seems the more reasonable for this system, from which a small mass ratio is estimated. The companion to HIP 38910 can be a nearby M dwarf.
- **HIP 84223 = GJ 1213.** A nearby K7 dwarf with apparently a long period. The updated parallaxes are above 40 mas, which warrants keeping this star in the Gliese

catalog. With a period of several years and  $a_a$  probably less than 1 AU, the companion can be a late M dwarf.

- **HIP 107143 = GJ 836.3.** This K3Vp dwarf has a stable solution with  $a_a = 33$  mas and  $P \approx 1350$  d. The updated parallax stays just above 40 mas. The companion can be a late K or early M dwarf.
- **HIP 118212 = GJ 913.** The latest star on our list, this nearby M0 dwarf stands out by its updated parallax of 68 mas which is significantly larger than the cataloged value of 58 mas. Our orbital fit is relatively robust, suggesting a late M dwarf as a companion.

Four early-type stars, HIP 12225 = HD 16555 =  $\eta$  Hor (A6V), HIP 32607 = HD 50241 (A7IV), HIP 39903 = HD 68456 (F5V), and HIP 62512 = GJ 9417 (F5V) are prominent X-ray sources detected by Rosat. Such objects are occasionally found among the general field stars, as well as in nearby open clusters. Since the magnetic activity of the corona is believed to be suppressed in such massive stars because of the vanishing convective zone, it has been suggested that unresolved binary companions of smaller mass are the main contributors in the detected X-ray flux. Finding more astrometric binaries bolsters this surmise. The latter star, **HIP 62512** is of special interest. Beside the strong X-ray radiation, it is also an extreme UV source and a member of the  $\approx 300$  Myr old UMa kinematic group. An astrometric excursion of roughly 1 AU coupled with a  $\approx 4$  yr period we determine for this system imply a mass ratio of 0.5. Thus, the companion can be a young, hot white dwarf. Interestingly, we find three more UMa nucleus members in our sample, HIP 43352 = HD 75605, HIP 49546 and HIP 61100 = GJ 1160, the latter is a known spectroscopic binary (section 5). With these new addition to the list of UMa binaries, the binarity rate in the nucleus of this group becomes uncommonly high.

The star **HIP 21965 = HD 30051** of spectral type F2/3 is suspected to be very young. Accurate age determination in the upper half of the main sequence is difficult. Our orbital fit suggests a mass ratio of about 0.3, so that the companion should have subsolar mass. If resolved, it can yield an accurate isochrone age for the system.

For **HIP 23221 = HD 32008 = 63 Eri** we obtain a similar orbit to the previous system, with a slightly longer period  $P \approx 850$  d. This popular star has in fact been known as a spectroscopic binary, but a poor orbit has been available in the literature. The secondary component is a white dwarf. Our orbital fit suggests a fairly small mass ratio.

## 9. Summary

We present a method for unconstrained optimization of double stars orbital parameters, based on an adaptation of the genetic evolution algorithm optimization and Monte-Carlo simulations for error estimation. This method can become a useful tool for estimating orbital parameters of binary stars and planet hosts for experiments like SIM, which are expected to observe a limited number of pre-selected targets. Experiments like Gaia are expected to observe much higher numbers of objects and requirements for computing time are likely to become more stringent. However, as the total processing time for the computations in this paper was about two weeks of CPU time on a medium range laptop, we expect the entire Gaia astrometric orbital estimation to become feasible on large scale scientific clusters in the near future. This “embarrassingly parallel” algorithm is ideally suited for running in a grid environment and it will take advantage of the ever increasing computer performance. We believe that simplicity and ease of implementation of our algorithm outweigh the relatively high CPU time requirements.

The 65 stars from the Hipparcos stochastic solution annex are good candidates for follow-up spectroscopic studies, which are expected to yield more accurate orbital parameters constraining the astrometric fits.

*Facility:* HIPPARCOS

### A. Linearized equations for orbital fits

The Hipparcos Intermediate Astrometry Data (HIAD), the basic data set to derive astrometric orbits, contains partial derivatives of the star abscissa with respect the five astrometric parameters of the standard model in equatorial coordinates,

$$d_1 = \partial a_i / \partial \alpha_* \tag{A1}$$

$$d_2 = \partial a_i / \partial \delta \tag{A2}$$

$$d_3 = \partial a_i / \partial \Pi \tag{A3}$$

$$d_4 = \partial a_i / \partial \mu_{\alpha_*} \tag{A4}$$

$$d_5 = \partial a_i / \partial \mu_\delta \tag{A5}$$

where  $a_i$  is the abscissa in  $i$ th observation of a given star,  $\alpha$  and  $\delta$  are the equatorial coordinates,  $\alpha_* = \alpha \cos \delta$ ,  $\Pi$  is the parallax, and  $\mu_{\alpha_*} = \mu_\alpha \cos \delta$  and  $\mu_\delta$  are the orthogonal proper motion components. The abscissa is defined as a great circle arc connecting an arbitrary chosen reference zero-point and the star on a fixed great circle (close to the scan circle).

In the small-angle approximation, a linearized equation for the observed abscissa difference  $\Delta a_i = a_{\text{obs}} - a_{\text{calc}}$ , can be written as

$$d_1 \Delta x + d_2 \Delta y + d_3 \Delta \Pi + d_4 \Delta \mu_x + d_5 \Delta \mu_y + d_1 \sum_j \frac{\partial x}{\partial \epsilon_j} \Delta \epsilon_j + d_2 \sum_j \frac{\partial y}{\partial \epsilon_j} \Delta \epsilon_j = \Delta a_i, \quad (\text{A6})$$

where  $\epsilon_j$  are the elements of the vector of seven orbital elements,  $\epsilon = [a_a, P, e, T_0, \omega, \Omega, i]$ . Per usual,  $a_a$  is the semimajor axis of the apparent orbital motion (i.e., the motion of the photocenter),  $P$  is the orbital period in years,  $e$  is the eccentricity,  $T_0$  is the periastron time,  $\omega$  is the longitude of the ascending node in the plane of orbit in radians,  $\Omega$  is the position angle of the node in the plane of projection, and  $i$  is the inclination of the orbit (zero for face-on orbits). In this equation, the notations  $\alpha^*$  and  $\delta$  were changed to  $x$  and  $y$ , respectively, to make them consistent with the traditionally used tangential coordinates for apparent orbits. Eq. A6 holds only in the vicinity of a certain point in the 12D parameter space  $\{\alpha, \delta, \Pi, \mu_{\alpha^*}, \mu_{\delta}, \epsilon\}$ , as long as the corrections to these parameters remain small.

The apparent motion of a binary in the plane of celestial projection is described by (Heintz 1978):

$$\begin{aligned} x &= A(\cos E - e) + F\sqrt{1 - e^2} \sin E \\ y &= B(\cos E - e) + G\sqrt{1 - e^2} \sin E \end{aligned} \quad (\text{A7})$$

where  $x$  and  $y$  are the tangential coordinates, and  $E$  is the eccentric anomaly related to the mean anomaly  $M$  by Kepler's equation

$$M = 2\pi \frac{T - T_0}{P} = E - e \sin E. \quad (\text{A8})$$

The Thiele-Innes constants are related to the remaining orbital elements by

$$\begin{aligned} A &= a_a(\cos \omega \cos \Omega - \sin \omega \sin \Omega \cos i) \\ B &= a_a(\cos \omega \sin \Omega + \sin \omega \cos \Omega \cos i) \\ F &= a_a(-\sin \omega \cos \Omega - \cos \omega \sin \Omega \cos i) \\ G &= a_a(-\sin \omega \sin \Omega + \cos \omega \cos \Omega \cos i), \end{aligned} \quad (\text{A9})$$

where  $a_a$  is the apparent semimajor axis of the photocenter,  $\omega$  is the periastron longitude,  $\Omega$  is the node and  $i$  is the orbit inclination ( $i = 90^\circ$  is an edge-on orbit).

## B. Covariances with linearized equations

Explicitly, partial derivatives  $\frac{\partial x}{\partial \epsilon_j}$  and  $\frac{\partial y}{\partial \epsilon_j}$  in eq. A6 are

$$\frac{\partial x}{\partial a_a} = \frac{x}{a_a} \quad (\text{B1})$$



$$\begin{aligned}
\frac{\partial y}{\partial a_a} &= \frac{y}{a_a} \\
\frac{\partial x}{\partial P} &= [-A \sin E + F \sqrt{1 - e^2} \cos E] \frac{\partial E}{\partial P} \\
\frac{\partial y}{\partial P} &= [-B \sin E + G \sqrt{1 - e^2} \cos E] \frac{\partial E}{\partial P} \\
\frac{\partial x}{\partial e} &= -A(1 + \sin E \frac{\partial E}{\partial e}) + F \frac{\sin E (\cos E - e)}{\sqrt{1 - e^2} (1 - e \cos E)} \\
\frac{\partial y}{\partial e} &= -B(1 + \sin E \frac{\partial E}{\partial e}) + G \frac{\sin E (\cos E - e)}{\sqrt{1 - e^2} (1 - e \cos E)} \\
\frac{\partial x}{\partial T_0} &= [-A \sin E + F \sqrt{1 - e^2} \cos E] \frac{\partial E}{\partial T_0} \\
\frac{\partial y}{\partial T_0} &= [-B \sin E + G \sqrt{1 - e^2} \cos E] \frac{\partial E}{\partial T_0} \\
\frac{\partial x}{\partial \omega} &= (\cos E - e) \frac{\partial A}{\partial \omega} + \sqrt{1 - e^2} \sin E \frac{\partial F}{\partial \omega} \\
\frac{\partial y}{\partial \omega} &= (\cos E - e) \frac{\partial B}{\partial \omega} + \sqrt{1 - e^2} \sin E \frac{\partial G}{\partial \omega} \\
\frac{\partial x}{\partial \Omega} &= (\cos E - e) \frac{\partial A}{\partial \Omega} + \sqrt{1 - e^2} \sin E \frac{\partial F}{\partial \Omega} \\
\frac{\partial y}{\partial \Omega} &= (\cos E - e) \frac{\partial B}{\partial \Omega} + \sqrt{1 - e^2} \sin E \frac{\partial G}{\partial \Omega} \\
\frac{\partial x}{\partial i} &= (\cos E - e) \frac{\partial A}{\partial i} + \sqrt{1 - e^2} \sin E \frac{\partial F}{\partial i} \\
\frac{\partial y}{\partial i} &= (\cos E - e) \frac{\partial B}{\partial i} + \sqrt{1 - e^2} \sin E \frac{\partial G}{\partial i},
\end{aligned}$$

where

$$\begin{aligned}
\frac{\partial E}{\partial P} &= \frac{2\pi(T - T_0)}{P^2(e \cos E - 1)} \\
\frac{\partial E}{\partial e} &= \frac{\sin E}{1 - e \cos E} \\
\frac{\partial E}{\partial T_0} &= \frac{-2\pi}{P(1 - e \cos E)} \\
\frac{\partial A}{\partial \omega} &= F \\
\frac{\partial B}{\partial \omega} &= G \\
\frac{\partial F}{\partial \omega} &= -A \\
\frac{\partial G}{\partial \omega} &= -B
\end{aligned} \tag{B2}$$

$$\begin{aligned}
 \frac{\partial A}{\partial \Omega} &= -B \\
 \frac{\partial B}{\partial \Omega} &= A \\
 \frac{\partial F}{\partial \Omega} &= -G \\
 \frac{\partial G}{\partial \Omega} &= F \\
 \frac{\partial A}{\partial i} &= a_a \sin \omega \sin \Omega \sin i \\
 \frac{\partial B}{\partial \omega} &= -a_a \sin \omega \cos \Omega \sin i \\
 \frac{\partial F}{\partial \omega} &= a_a \cos \omega \sin \Omega \sin i \\
 \frac{\partial G}{\partial \omega} &= -a_a \cos \omega \cos \Omega \sin i.
 \end{aligned}$$

Using these relations, the design matrix  $D$  can be computed by eq. A6, and the covariance matrix  $C = (D^T D)^{-1}$  is readily computed. Astrometric abscissae  $a_i$  for the same star may have different standard errors in HIAD, making it necessary to employ a weighted least-squares routine.

The research described in this paper was in part carried out at the Jet Propulsion Laboratory, California Institute of Technology, under a contract with the National Aeronautics and Space Administration. This research has made use of the SIMBAD database, operated at CDS, Strasbourg, France.

## REFERENCES

- Abt, H.A., & Levy, S.G., 1985, *ApJS*, 59, 229
- Andrievsky, S.M., & Paunzen, S., 2003, *MNRAS*, 313, 574
- Carrier, F., North, P., Udry, S., & Babel, J., 2002, *A&A*, 394, 151
- ESA, 1997, *The Hipparcos and Tycho Catalogues*, ESA SP-1200
- Fabircius, C., & Makarov, V.V., 2003, *AN*, 324, 419
- Falin, J.L., & Mignard, F., 1999, *A&AS*, 135, 231
- Faraggiana, R., et al. 2004, *A&A*, 425, 615
- Faraggiana, R., & Bonifacio, P., 2005, *A&A*, 436, 697
- Fekel, F.C., Henry, G.W., Busby, M.R., Eitter, J.J., 1993, *AJ*, 106, 2370
- Fekel, F.C., et al., 2005, *AJ*, 129, 1001
- Freire Ferrero, R., Frasca, A., Marilli, E., & Catalano, S., 2004, *A&A*, 413, 657
- Grenier, et al., 1999, *A&AS*, 135, 503
- Halbwachs, J.L., Arenou, F., Mayor, M., Udry, S. & Queloz, D., 2000, *A&A*, 355, 581
- Halbwachs, J.L., Mayor, M., Udry, S., & Arenou, F., 2003, *A&A*, 397, 159
- van Hamme, W.V., et al., 1994, *AJ*, 107, 1521
- Heintz, W.D., 1978, *Double Stars*, D. Reidel Publishing Company
- Kaplan, G.H., & Makarov, V.V., 2003, *AN*, 324, 419
- Latham, D.W., et al., 2002, *AJ*, 124, 1144
- Liu, M.C., et al., 2002, *ApJ*, 571, 519
- Makarov, V.V., & Kaplan, G.H., 2005, *AJ*, 129, 2420
- de Medeiros, J.R., & Mayor, M., 1999, *A&AS*, 139, 433
- de Medeiros, J.R., da Silva, J.R.P., & Maia, M.R.G., 2002, *ApJ*, 578, 943
- Nidever, D.L., et al., 2002, *ApJS*, 141, 503

Nordström et al., 2004, *A&A*, 418, 989

Pourbaix, D., & Jorissen, A., 2000, *A&AS*, 145, 161

Scarfe, C.D., et al., 1994, *AJ*, 107, 1529

Setiawan, J., et al., 2004, *A&A*, 421, 241

Storn, R., Price, K., 1995, “Differential Evolution - a simple and efficient adaptive scheme for global optimization over continuous spaces”, International Computer Science Institute Technical Report tr-95-012, Berkeley, CA

Torres, G., 2006, *AJ*, 131, 1022

Hastie, T., Tibshirani, R., & Friedman, J., 2001, “The Elements of Statistical Learning. Data Mining, Inference and Prediction”, Springer Series in Statistics

Table 1. Orbital solutions from NDAC data.

HIP	$a_0$ mas	$P$ d	$\epsilon$	$T_0$ d	$\Omega$ °	$\omega$ °	$i$ °	parallax mas
1366	25 <sup>+32</sup> <sub>-13</sub>	1033 <sup>+91</sup> <sub>-77</sub>	0.95 <sup>+0.04</sup> <sub>-0.40</sub>	238 <sup>+343</sup> <sub>-143</sub>	263 <sup>+50</sup> <sub>-156</sub>	89 <sup>+175</sup> <sub>-29</sub>	69 <sup>+8</sup> <sub>-22</sub>	14 <sup>+1</sup> <sub>-1</sub>
3750	18 <sup>+10</sup> <sub>-3</sub>	1646 <sup>+609</sup> <sub>-321</sub>	0.74 <sup>+0.25</sup> <sub>-0.18</sub>	704 <sup>+670</sup> <sub>-569</sub>	80 <sup>+6</sup> <sub>-9</sub>	35 <sup>+33</sup> <sub>-14</sub>	77 <sup>+6</sup> <sub>-10</sub>	12 <sup>+1</sup> <sub>-1</sub>
3865	10 <sup>+5</sup> <sub>-1</sub>	1142 <sup>+146</sup> <sub>-144</sub>	0.47 <sup>+0.37</sup> <sub>-0.25</sub>	861 <sup>+251</sup> <sub>-455</sub>	86 <sup>+206</sup> <sub>-48</sub>	82 <sup>+76</sup> <sub>-51</sub>	44 <sup>+18</sup> <sub>-13</sub>	11 <sup>+1</sup> <sub>-1</sub>
6273	46 <sup>+57</sup> <sub>-10</sub>	2656 <sup>+1893</sup> <sub>-895</sub>	0.86 <sup>+0.12</sup> <sub>-0.18</sub>	1364 <sup>+1855</sup> <sub>-753</sub>	195 <sup>+59</sup> <sub>-117</sub>	105 <sup>+167</sup> <sub>-67</sub>	137 <sup>+14</sup> <sub>-22</sub>	34 <sup>+2</sup> <sub>-1</sub>
6542	23 <sup>+8</sup> <sub>-3</sub>	1760 <sup>+550</sup> <sub>-280</sub>	0.65 <sup>+0.20</sup> <sub>-0.22</sub>	435 <sup>+20</sup> <sub>-198</sub>	138 <sup>+13</sup> <sub>-13</sub>	109 <sup>+28</sup> <sub>-19</sub>	54 <sup>+8</sup> <sub>-7</sub>	18 <sup>+1</sup> <sub>-1</sub>
8525	19 <sup>+21</sup> <sub>-5</sub>	704 <sup>+31</sup> <sub>-25</sub>	0.90 <sup>+0.09</sup> <sub>-0.37</sub>	529 <sup>+88</sup> <sub>-94</sub>	233 <sup>+37</sup> <sub>-183</sub>	122 <sup>+159</sup> <sub>-74</sub>	72 <sup>+11</sup> <sub>-13</sub>	23 <sup>+1</sup> <sub>-1</sub>
11925	16 <sup>+19</sup> <sub>-3</sub>	920 <sup>+236</sup> <sub>-38</sub>	0.71 <sup>+0.23</sup> <sub>-0.18</sub>	785 <sup>+100</sup> <sub>-623</sub>	344 <sup>+14</sup> <sub>-341</sub>	102 <sup>+162</sup> <sub>-17</sub>	94 <sup>+6</sup> <sub>-5</sub>	15 <sup>+1</sup> <sub>-1</sub>
12062	34 <sup>+39</sup> <sub>-22</sub>	979 <sup>+254</sup> <sub>-209</sub>	0.97 <sup>+0.02</sup> <sub>-0.54</sub>	505 <sup>+234</sup> <sub>-343</sub>	203 <sup>+38</sup> <sub>-152</sub>	90 <sup>+176</sup> <sub>-22</sub>	78 <sup>+6</sup> <sub>-18</sub>	18 <sup>+2</sup> <sub>-2</sub>
12225	24 <sup>+3</sup> <sub>-1</sub>	1148 <sup>+369</sup> <sub>-116</sub>	0.26 <sup>+0.25</sup> <sub>-0.17</sub>	939 <sup>+186</sup> <sub>-436</sub>	62 <sup>+176</sup> <sub>-5</sub>	88 <sup>+56</sup> <sub>-36</sub>	115 <sup>+4</sup> <sub>-9</sub>	22 <sup>+1</sup> <sub>-1</sub>
12894	11 <sup>+3</sup> <sub>-1</sub>	861 <sup>+26</sup> <sub>-26</sub>	0.46 <sup>+0.18</sup> <sub>-0.18</sub>	547 <sup>+107</sup> <sub>-107</sub>	284 <sup>+18</sup> <sub>-170</sub>	106 <sup>+166</sup> <sub>-32</sub>	123 <sup>+0</sup> <sub>-9</sub>	16 <sup>+1</sup> <sub>-1</sub>
17022	14 <sup>+32</sup> <sub>-3</sub>	1091 <sup>+114</sup> <sub>-74</sub>	0.68 <sup>+0.31</sup> <sub>-0.24</sub>	336 <sup>+280</sup> <sub>-172</sub>	112 <sup>+163</sup> <sub>-80</sub>	121 <sup>+155</sup> <sub>-80</sub>	69 <sup>+12</sup> <sub>-9</sub>	21 <sup>+2</sup> <sub>-2</sub>
19832	21 <sup>+4</sup> <sub>-2</sub>	669 <sup>+26</sup> <sub>-25</sub>	0.31 <sup>+0.25</sup> <sub>-0.17</sub>	264 <sup>+191</sup> <sub>-109</sub>	288 <sup>+62</sup> <sub>-137</sub>	66 <sup>+147</sup> <sub>-40</sub>	56 <sup>+11</sup> <sub>-11</sub>	46 <sup>+3</sup> <sub>-3</sub>
21386	20 <sup>+2</sup> <sub>-1</sub>	1031 <sup>+33</sup> <sub>-26</sub>	0.23 <sup>+0.14</sup> <sub>-0.12</sub>	858 <sup>+112</sup> <sub>-137</sub>	30 <sup>+175</sup> <sub>-9</sub>	89 <sup>+97</sup> <sub>-68</sub>	98 <sup>+2</sup> <sub>-2</sub>	26 <sup>+1</sup> <sub>-1</sub>
21965	11 <sup>+30</sup> <sub>-2</sub>	710 <sup>+40</sup> <sub>-35</sub>	0.56 <sup>+0.43</sup> <sub>-0.12</sub>	515 <sup>+106</sup> <sub>-148</sub>	155 <sup>+41</sup> <sub>-74</sub>	100 <sup>+53</sup> <sub>-28</sub>	126 <sup>+14</sup> <sub>-21</sub>	16 <sup>+1</sup> <sub>-1</sub>
23221	12 <sup>+21</sup> <sub>-4</sub>	829 <sup>+81</sup> <sub>-56</sub>	0.87 <sup>+0.12</sup> <sub>-0.45</sub>	273 <sup>+148</sup> <sub>-155</sub>	61 <sup>+24</sup> <sub>-23</sub>	97 <sup>+83</sup> <sub>-58</sub>	97 <sup>+11</sup> <sub>-9</sub>	18 <sup>+1</sup> <sub>-1</sub>
23776	17 <sup>+29</sup> <sub>-8</sub>	709 <sup>+110</sup> <sub>-45</sub>	0.92 <sup>+0.07</sup> <sub>-0.31</sub>	190 <sup>+150</sup> <sub>-107</sub>	100 <sup>+159</sup> <sub>-12</sub>	91 <sup>+22</sup> <sub>-15</sub>	82 <sup>+10</sup> <sub>-6</sub>	28 <sup>+1</sup> <sub>-1</sub>
25732	32 <sup>+13</sup> <sub>-6</sub>	2210 <sup>+2014</sup> <sub>-590</sub>	0.47 <sup>+0.23</sup> <sub>-0.23</sub>	845 <sup>+1892</sup> <sub>-496</sub>	279 <sup>+9</sup> <sub>-176</sub>	92 <sup>+101</sup> <sub>-71</sub>	61 <sup>+6</sup> <sub>-6</sub>	30 <sup>+1</sup> <sub>-1</sub>
25918	51 <sup>+14</sup> <sub>-6</sub>	2723 <sup>+2584</sup> <sub>-963</sub>	0.59 <sup>+0.17</sup> <sub>-0.13</sub>	1410 <sup>+2035</sup> <sub>-949</sub>	117 <sup>+173</sup> <sub>-8</sub>	124 <sup>+48</sup> <sub>-101</sub>	53 <sup>+9</sup> <sub>-6</sub>	12 <sup>+1</sup> <sub>-1</sub>
30223	17 <sup>+30</sup> <sub>-3</sub>	799 <sup>+70</sup> <sub>-73</sub>	0.92 <sup>+0.07</sup> <sub>-0.65</sub>	258 <sup>+280</sup> <sub>-147</sub>	137 <sup>+187</sup> <sub>-60</sub>	89 <sup>+64</sup> <sub>-30</sub>	66 <sup>+13</sup> <sub>-20</sub>	15 <sup>+2</sup> <sub>-2</sub>
30342	10 <sup>+3</sup> <sub>-3</sub>	439 <sup>+23</sup> <sub>-23</sub>	0.75 <sup>+0.40</sup> <sub>-0.40</sub>	328 <sup>+85</sup> <sub>-306</sub>	163 <sup>+82</sup> <sub>-116</sub>	94 <sup>+15</sup> <sub>-15</sub>	107 <sup>+18</sup> <sub>-11</sub>	20 <sup>+1</sup> <sub>-1</sub>
31703	41 <sup>+34</sup> <sub>-16</sub>	2901 <sup>+3399</sup> <sub>-1412</sub>	0.84 <sup>+0.08</sup> <sub>-0.11</sub>	1588 <sup>+3392</sup> <sub>-1114</sub>	99 <sup>+16</sup> <sub>-21</sub>	101 <sup>+13</sup> <sub>-10</sub>	132 <sup>+10</sup> <sub>-9</sub>	24 <sup>+1</sup> <sub>-1</sub>
32607	36 <sup>+15</sup> <sub>-2</sub>	1618 <sup>+1407</sup> <sub>-325</sub>	0.39 <sup>+0.35</sup> <sub>-0.17</sub>	953 <sup>+707</sup> <sub>-640</sub>	24 <sup>+5</sup> <sub>-5</sub>	92 <sup>+22</sup> <sub>-44</sub>	118 <sup>+3</sup> <sub>-3</sub>	34 <sup>+1</sup> <sub>-1</sub>
36399	22 <sup>+74</sup> <sub>-5</sub>	995 <sup>+50</sup> <sub>-39</sub>	0.77 <sup>+0.22</sup> <sub>-0.16</sub>	815 <sup>+143</sup> <sub>-767</sub>	253 <sup>+26</sup> <sub>-165</sub>	125 <sup>+162</sup> <sub>-31</sub>	130 <sup>+13</sup> <sub>-28</sub>	39 <sup>+1</sup> <sub>-1</sub>
37606	21 <sup>+30</sup> <sub>-11</sub>	380 <sup>+10</sup> <sub>-11</sub>	0.93 <sup>+0.06</sup> <sub>-0.34</sub>	81 <sup>+71</sup> <sub>-45</sub>	202 <sup>+16</sup> <sub>-176</sub>	84 <sup>+167</sup> <sub>-26</sub>	99 <sup>+18</sup> <sub>-8</sub>	44 <sup>+2</sup> <sub>-1</sub>
38018	19 <sup>+3</sup> <sub>-2</sub>	543 <sup>+18</sup> <sub>-11</sub>	0.60 <sup>+0.12</sup> <sub>-0.12</sub>	452 <sup>+40</sup> <sub>-40</sub>	250 <sup>+16</sup> <sub>-168</sub>	51 <sup>+159</sup> <sub>-28</sub>	46 <sup>+9</sup> <sub>-9</sub>	32 <sup>+1</sup> <sub>-1</sub>
38146	13 <sup>+2</sup> <sub>-2</sub>	902 <sup>+18</sup> <sub>-20</sub>	0.50 <sup>+0.28</sup> <sub>-0.19</sub>	581 <sup>+56</sup> <sub>-105</sub>	187 <sup>+158</sup> <sub>-32</sub>	123 <sup>+69</sup> <sub>-109</sub>	42 <sup>+11</sup> <sub>-12</sub>	10 <sup>+1</sup> <sub>-1</sub>
38596	25 <sup>+23</sup> <sub>-5</sub>	2427 <sup>+2056</sup> <sub>-758</sub>	0.66 <sup>+0.26</sup> <sub>-0.22</sub>	1250 <sup>+1388</sup> <sub>-889</sub>	319 <sup>+18</sup> <sub>-169</sub>	92 <sup>+146</sup> <sub>-48</sub>	66 <sup>+10</sup> <sub>-9</sub>	27 <sup>+2</sup> <sub>-2</sub>
38910	39 <sup>+9</sup> <sub>-3</sub>	2041 <sup>+1362</sup> <sub>-398</sub>	0.31 <sup>+0.29</sup> <sub>-0.18</sub>	1130 <sup>+797</sup> <sub>-693</sub>	199 <sup>+17</sup> <sub>-166</sub>	121 <sup>+89</sup> <sub>-71</sub>	56 <sup>+7</sup> <sub>-9</sub>	52 <sup>+1</sup> <sub>-1</sub>
38980	18 <sup>+33</sup> <sub>-6</sub>	894 <sup>+196</sup> <sub>-68</sub>	0.86 <sup>+0.13</sup> <sub>-0.44</sub>	458 <sup>+207</sup> <sub>-1220</sub>	292 <sup>+13</sup> <sub>-174</sub>	87 <sup>+171</sup> <sub>-19</sub>	80 <sup>+6</sup> <sub>-8</sub>	36 <sup>+1</sup> <sub>-1</sub>
39681	23 <sup>+12</sup> <sub>-3</sub>	1964 <sup>+1730</sup> <sub>-484</sub>	0.58 <sup>+0.28</sup> <sub>-0.37</sub>	945 <sup>+1220</sup> <sub>-678</sub>	59 <sup>+12</sup> <sub>-9</sub>	99 <sup>+29</sup> <sub>-30</sub>	62 <sup>+10</sup> <sub>-12</sub>	16 <sup>+2</sup> <sub>-2</sub>
39903	26 <sup>+1</sup> <sub>-1</sub>	901 <sup>+16</sup> <sub>-15</sub>	0.07 <sup>+0.06</sup> <sub>-0.04</sub>	224 <sup>+498</sup> <sub>-143</sub>	175 <sup>+172</sup> <sub>-162</sub>	80 <sup>+102</sup> <sub>-56</sub>	23 <sup>+6</sup> <sub>-7</sub>	49 <sup>+1</sup> <sub>-1</sub>
40015	14 <sup>+19</sup> <sub>-8</sub>	247 <sup>+6</sup> <sub>-9</sub>	0.97 <sup>+0.02</sup> <sub>-0.56</sub>	178 <sup>+59</sup> <sub>-163</sub>	107 <sup>+184</sup> <sub>-68</sub>	94 <sup>+74</sup> <sub>-18</sub>	108 <sup>+22</sup> <sub>-11</sub>	33 <sup>+1</sup> <sub>-1</sub>
42916	23 <sup>+4</sup> <sub>-2</sub>	817 <sup>+13</sup> <sub>-17</sub>	0.68 <sup>+0.12</sup> <sub>-0.08</sub>	338 <sup>+49</sup> <sub>-61</sub>	154 <sup>+66</sup> <sub>-96</sub>	121 <sup>+58</sup> <sub>-70</sub>	148 <sup>+10</sup> <sub>-11</sub>	37 <sup>+1</sup> <sub>-1</sub>
43352	12 <sup>+37</sup> <sub>-3</sub>	1180 <sup>+253</sup> <sub>-143</sub>	0.74 <sup>+0.25</sup> <sub>-0.29</sub>	423 <sup>+515</sup> <sub>-283</sub>	195 <sup>+14</sup> <sub>-172</sub>	93 <sup>+176</sup> <sub>-11</sub>	119 <sup>+12</sup> <sub>-21</sub>	14 <sup>+1</sup> <sub>-1</sub>
49546	12 <sup>+21</sup> <sub>-3</sub>	584 <sup>+51</sup> <sub>-26</sub>	0.73 <sup>+0.20</sup> <sub>-0.32</sub>	436 <sup>+107</sup> <sub>-360</sub>	326 <sup>+9</sup> <sub>-176</sub>	82 <sup>+170</sup> <sub>-22</sub>	92 <sup>+5</sup> <sub>-5</sub>	15 <sup>+1</sup> <sub>-1</sub>
50180	35 <sup>+19</sup> <sub>-4</sub>	1764 <sup>+1496</sup> <sub>-327</sub>	0.32 <sup>+0.26</sup> <sub>-0.18</sub>	978 <sup>+789</sup> <sub>-643</sub>	192 <sup>+6</sup> <sub>-178</sub>	150 <sup>+132</sup> <sub>-90</sub>	79 <sup>+4</sup> <sub>-6</sub>	29 <sup>+1</sup> <sub>-1</sub>
54424	10 <sup>+2</sup> <sub>-1</sub>	1177 <sup>+172</sup> <sub>-165</sub>	0.50 <sup>+0.19</sup> <sub>-0.17</sub>	654 <sup>+338</sup> <sub>-296</sub>	278 <sup>+42</sup> <sub>-169</sub>	95 <sup>+149</sup> <sub>-42</sub>	135 <sup>+12</sup> <sub>-11</sub>	13 <sup>+1</sup> <sub>-1</sub>
54746	14 <sup>+23</sup> <sub>-3</sub>	975 <sup>+58</sup> <sub>-44</sub>	0.88 <sup>+0.11</sup> <sub>-0.18</sub>	129 <sup>+198</sup> <sub>-86</sub>	79 <sup>+24</sup> <sub>-13</sub>	124 <sup>+33</sup> <sub>-25</sub>	68 <sup>+10</sup> <sub>-10</sub>	19 <sup>+1</sup> <sub>-1</sub>
61100	35 <sup>+26</sup> <sub>-5</sub>	1270 <sup>+145</sup> <sub>-92</sub>	0.65 <sup>+0.24</sup> <sub>-0.14</sub>	137 <sup>+917</sup> <sub>-96</sub>	175 <sup>+7</sup> <sub>-170</sub>	76 <sup>+14</sup> <sub>-15</sub>	63 <sup>+8</sup> <sub>-8</sub>	41 <sup>+1</sup> <sub>-1</sub>
62512	44 <sup>+2</sup> <sub>-2</sub>	1510 <sup>+133</sup> <sub>-133</sub>	0.16 <sup>+0.14</sup> <sub>-0.09</sub>	244 <sup>+143</sup> <sub>-143</sub>	31 <sup>+177</sup> <sub>-3</sub>	154 <sup>+25</sup> <sub>-126</sub>	106 <sup>+2</sup> <sub>-2</sub>	40 <sup>+1</sup> <sub>-1</sub>
73440	13 <sup>+22</sup> <sub>-7</sub>	436 <sup>+14</sup> <sub>-18</sub>	0.94 <sup>+0.05</sup> <sub>-0.48</sub>	85 <sup>+299</sup> <sub>-60</sub>	229 <sup>+43</sup> <sub>-144</sub>	88 <sup>+147</sup> <sub>-37</sub>	70 <sup>+17</sup> <sub>-17</sub>	30 <sup>+1</sup> <sub>-1</sub>
75401	22 <sup>+12</sup> <sub>-4</sub>	1171 <sup>+630</sup> <sub>-233</sub>	0.62 <sup>+0.24</sup> <sub>-0.21</sub>	753 <sup>+410</sup> <sub>-503</sub>	283 <sup>+14</sup> <sub>-170</sub>	101 <sup>+127</sup> <sub>-56</sub>	68 <sup>+8</sup> <sub>-9</sub>	19 <sup>+1</sup> <sub>-1</sub>
76006	10 <sup>+24</sup> <sub>-4</sub>	584 <sup>+27</sup> <sub>-31</sub>	0.86 <sup>+0.13</sup> <sub>-0.36</sub>	342 <sup>+97</sup> <sub>-99</sub>	95 <sup>+54</sup> <sub>-25</sub>	97 <sup>+43</sup> <sub>-12</sub>	64 <sup>+16</sup> <sub>-19</sub>	15 <sup>+1</sup> <sub>-1</sub>
78970	12 <sup>+3</sup> <sub>-1</sub>	868 <sup>+54</sup> <sub>-54</sub>	0.28 <sup>+0.28</sup> <sub>-0.13</sub>	398 <sup>+265</sup> <sub>-199</sub>	197 <sup>+13</sup> <sub>-173</sub>	91 <sup>+149</sup> <sub>-40</sub>	67 <sup>+7</sup> <sub>-7</sub>	22 <sup>+1</sup> <sub>-1</sub>
80884	14 <sup>+2</sup> <sub>-1</sub>	992 <sup>+41</sup> <sub>-41</sub>	0.49 <sup>+0.19</sup> <sub>-0.16</sub>	321 <sup>+620</sup> <sub>-288</sub>	292 <sup>+8</sup> <sub>-176</sub>	109 <sup>+187</sup> <sub>-21</sub>	70 <sup>+6</sup> <sub>-7</sub>	12 <sup>+1</sup> <sub>-1</sub>
84062	13 <sup>+28</sup> <sub>-2</sub>	746 <sup>+41</sup> <sub>-42</sub>	0.68 <sup>+0.30</sup> <sub>-0.31</sub>	108 <sup>+568</sup> <sub>-82</sub>	170 <sup>+108</sup> <sub>-151</sub>	94 <sup>+155</sup> <sub>-78</sub>	53 <sup>+17</sup> <sub>-13</sub>	35 <sup>+1</sup> <sub>-1</sub>

Table 1—Continued

84223	41 <sup>+87</sup> <sub>-12</sub>	4219 <sup>+5366</sup> <sub>-1992</sub>	0.76 <sup>+0.23</sup> <sub>-0.35</sub>	2705 <sup>+5357</sup> <sub>-1840</sub>	169 <sup>+184</sup> <sub>-165</sub>	105 <sup>+59</sup> <sub>-22</sub>	102 <sup>+8</sup> <sub>-7</sub>	46 <sup>+2</sup> <sub>-2</sub>
84949	28 <sup>+37</sup> <sub>-10</sub>	2079 <sup>+1136</sup> <sub>-645</sub>	0.91 <sup>+0.08</sup> <sub>-0.16</sub>	808 <sup>+1006</sup> <sub>-535</sub>	127 <sup>+16</sup> <sub>-17</sub>	75 <sup>+11</sup> <sub>-16</sub>	71 <sup>+10</sup> <sub>-8</sub>	15 <sup>+1</sup> <sub>-1</sub>
85852	9 <sup>+2</sup> <sub>-1</sub>	944 <sup>+69</sup> <sub>-51</sub>	0.36 <sup>+0.30</sup> <sub>-0.19</sub>	653 <sup>+197</sup> <sub>-375</sub>	211 <sup>+134</sup> <sub>-67</sub>	92 <sup>+134</sup> <sub>-60</sub>	125 <sup>+12</sup> <sub>-10</sub>	11 <sup>+1</sup> <sub>-1</sub>
88848	40 <sup>+19</sup> <sub>-6</sub>	1948 <sup>+1055</sup> <sub>-436</sub>	0.67 <sup>+0.19</sup> <sub>-0.21</sub>	622 <sup>+858</sup> <sub>-476</sub>	250 <sup>+5</sup> <sub>-178</sub>	105 <sup>+171</sup> <sub>-16</sub>	79 <sup>+3</sup> <sub>-3</sub>	30 <sup>+1</sup> <sub>-1</sub>
90355	13 <sup>+24</sup> <sub>-2</sub>	297 <sup>+8</sup> <sub>-9</sub>	0.51 <sup>+0.46</sup> <sub>-0.23</sub>	161 <sup>+54</sup> <sub>-40</sub>	177 <sup>+46</sup> <sub>-127</sub>	97 <sup>+139</sup> <sub>-54</sub>	134 <sup>+14</sup> <sub>-22</sub>	30 <sup>+2</sup> <sub>-2</sub>
93137	13 <sup>+6</sup> <sub>-2</sub>	847 <sup>+66</sup> <sub>-41</sub>	0.59 <sup>+0.29</sup> <sub>-0.19</sub>	459 <sup>+177</sup> <sub>-105</sub>	33 <sup>+8</sup> <sub>-8</sub>	85 <sup>+23</sup> <sub>-21</sub>	80 <sup>+6</sup> <sub>-7</sub>	17 <sup>+1</sup> <sub>-1</sub>
94347	14 <sup>+4</sup> <sub>-2</sub>	633 <sup>+20</sup> <sub>-20</sub>	0.45 <sup>+0.23</sup> <sub>-0.16</sub>	377 <sup>+101</sup> <sub>-72</sub>	35 <sup>+120</sup> <sub>-21</sub>	76 <sup>+30</sup> <sub>-26</sub>	143 <sup>+11</sup> <sub>-12</sub>	22 <sup>+1</sup> <sub>-1</sub>
94802	18 <sup>+1</sup> <sub>-1</sub>	1069 <sup>+47</sup> <sub>-35</sub>	0.15 <sup>+0.10</sup> <sub>-0.08</sub>	571 <sup>+163</sup> <sub>-206</sub>	87 <sup>+10</sup> <sub>-8</sub>	77 <sup>+65</sup> <sub>-43</sub>	132 <sup>+5</sup> <sub>-5</sub>	23 <sup>+1</sup> <sub>-1</sub>
97063	19 <sup>+5</sup> <sub>-2</sub>	1422 <sup>+656</sup> <sub>-177</sub>	0.36 <sup>+0.28</sup> <sub>-0.21</sub>	673 <sup>+612</sup> <sub>-356</sub>	201 <sup>+92</sup> <sub>-139</sub>	99 <sup>+147</sup> <sub>-60</sub>	36 <sup>+11</sup> <sub>-11</sub>	28 <sup>+1</sup> <sub>-1</sub>
97690	9 <sup>+5</sup> <sub>-1</sub>	1007 <sup>+108</sup> <sub>-122</sub>	0.44 <sup>+0.42</sup> <sub>-0.25</sub>	544 <sup>+300</sup> <sub>-340</sub>	41 <sup>+167</sup> <sub>-19</sub>	87 <sup>+85</sup> <sub>-57</sub>	63 <sup>+11</sup> <sub>-12</sub>	11 <sup>+1</sup> <sub>-1</sub>
98375	12 <sup>+22</sup> <sub>-5</sub>	285 <sup>+14</sup> <sub>-15</sub>	0.96 <sup>+0.03</sup> <sub>-0.47</sub>	135 <sup>+101</sup> <sub>-94</sub>	181 <sup>+27</sup> <sub>-162</sub>	97 <sup>+161</sup> <sub>-29</sub>	92 <sup>+10</sup> <sub>-9</sub>	21 <sup>+1</sup> <sub>-1</sub>
103287	31 <sup>+15</sup> <sub>-3</sub>	1484 <sup>+602</sup> <sub>-258</sub>	0.50 <sup>+0.34</sup> <sub>-0.29</sub>	878 <sup>+478</sup> <sub>-690</sub>	339 <sup>+5</sup> <sub>-178</sub>	119 <sup>+165</sup> <sub>-28</sub>	86 <sup>+5</sup> <sub>-7</sub>	24 <sup>+2</sup> <sub>-2</sub>
104440	68 <sup>+82</sup> <sub>-27</sub>	2145 <sup>+3036</sup> <sub>-914</sub>	0.70 <sup>+0.10</sup> <sub>-0.08</sub>	1073 <sup>+2310</sup> <sub>-716</sub>	13 <sup>+180</sup> <sub>-4</sub>	148 <sup>+32</sup> <sub>-135</sub>	90 <sup>+2</sup> <sub>-2</sub>	51 <sup>+1</sup> <sub>-1</sub>
105969	13 <sup>+2</sup> <sub>-1</sub>	885 <sup>+34</sup> <sub>-36</sub>	0.34 <sup>+0.26</sup> <sub>-0.18</sub>	415 <sup>+179</sup> <sub>-145</sub>	109 <sup>+178</sup> <sub>-24</sub>	130 <sup>+47</sup> <sub>-107</sub>	133 <sup>+11</sup> <sub>-9</sub>	15 <sup>+1</sup> <sub>-1</sub>
107143	36 <sup>+9</sup> <sub>-3</sub>	1371 <sup>+562</sup> <sub>-111</sub>	0.28 <sup>+0.34</sup> <sub>-0.17</sub>	699 <sup>+653</sup> <sub>-628</sub>	111 <sup>+175</sup> <sub>-30</sub>	77 <sup>+95</sup> <sub>-51</sub>	46 <sup>+10</sup> <sub>-9</sub>	41 <sup>+2</sup> <sub>-2</sub>
110291	17 <sup>+26</sup> <sub>-8</sub>	757 <sup>+82</sup> <sub>-58</sub>	0.92 <sup>+0.07</sup> <sub>-0.34</sub>	420 <sup>+295</sup> <sub>-337</sub>	72 <sup>+171</sup> <sub>-27</sub>	85 <sup>+86</sup> <sub>-24</sub>	99 <sup>+12</sup> <sub>-8</sub>	18 <sup>+3</sup> <sub>-2</sub>
113638	23 <sup>+34</sup> <sub>-15</sub>	356 <sup>+11</sup> <sub>-18</sub>	0.91 <sup>+0.08</sup> <sub>-0.53</sub>	206 <sup>+113</sup> <sub>-70</sub>	158 <sup>+35</sup> <sub>-51</sub>	88 <sup>+32</sup> <sub>-14</sub>	76 <sup>+11</sup> <sub>-24</sub>	30 <sup>+3</sup> <sub>-5</sub>
117622	14 <sup>+46</sup> <sub>-2</sub>	1011 <sup>+104</sup> <sub>-65</sub>	0.59 <sup>+0.40</sup> <sub>-0.35</sub>	285 <sup>+549</sup> <sub>-193</sub>	28 <sup>+26</sup> <sub>-19</sub>	99 <sup>+44</sup> <sub>-31</sub>	126 <sup>+15</sup> <sub>-25</sub>	20 <sup>+1</sup> <sub>-2</sub>
118212	35 <sup>+4</sup> <sub>-3</sub>	885 <sup>+28</sup> <sub>-17</sub>	0.56 <sup>+0.12</sup> <sub>-0.10</sub>	553 <sup>+76</sup> <sub>-63</sub>	110 <sup>+6</sup> <sub>-6</sub>	110 <sup>+15</sup> <sub>-17</sub>	115 <sup>+5</sup> <sub>-5</sub>	67 <sup>+3</sup> <sub>-3</sub>

Table 2. Orbital solutions from FAST data.

HIP	$a_0$ mas	$P$ d	$\epsilon$	$T_0$ d	$\Omega$ °	$\omega$ °	$i$ °	parallax mas
1366	12 <sup>+9</sup> <sub>-2</sub>	1006 <sup>+88</sup> <sub>-102</sub>	0.62 <sup>+0.31</sup> <sub>-0.25</sub>	272 <sup>+480</sup> <sub>-174</sub>	294 <sup>+18</sup> <sub>-171</sub>	70 <sup>+149</sup> <sub>-42</sub>	63 <sup>+10</sup> <sub>-10</sub>	15 <sup>+1</sup> <sub>-1</sub>
3750	17 <sup>+10</sup> <sub>-3</sub>	1640 <sup>+809</sup> <sub>-403</sub>	0.82 <sup>+0.17</sup> <sub>-0.20</sub>	779 <sup>+615</sup> <sub>-575</sub>	82 <sup>+7</sup> <sub>-6</sub>	36 <sup>+36</sup> <sub>-21</sub>	86 <sup>+5</sup> <sub>-8</sub>	13 <sup>+1</sup> <sub>-1</sub>
3865	24 <sup>+20</sup> <sub>-13</sub>	1325 <sup>+371</sup> <sub>-277</sub>	0.97 <sup>+0.02</sup> <sub>-0.28</sub>	527 <sup>+599</sup> <sub>-432</sub>	54 <sup>+236</sup> <sub>-42</sub>	82 <sup>+10</sup> <sub>-38</sub>	68 <sup>+9</sup> <sub>-24</sub>	10 <sup>+1</sup> <sub>-1</sub>
6273	55 <sup>+67</sup> <sub>-15</sub>	3261 <sup>+3108</sup> <sub>-1316</sub>	0.84 <sup>+0.15</sup> <sub>-0.28</sub>	1995 <sup>+3090</sup> <sub>-1236</sub>	135 <sup>+131</sup> <sub>-37</sub>	95 <sup>+35</sup> <sub>-78</sub>	128 <sup>+14</sup> <sub>-15</sub>	34 <sup>+2</sup> <sub>-1</sub>
6542	22 <sup>+8</sup> <sub>-3</sub>	1807 <sup>+570</sup> <sub>-282</sub>	0.62 <sup>+0.25</sup> <sub>-0.26</sub>	441 <sup>+224</sup> <sub>-224</sub>	144 <sup>+10</sup> <sub>-11</sub>	99 <sup>+23</sup> <sub>-16</sub>	50 <sup>+7</sup> <sub>-7</sub>	16 <sup>+1</sup> <sub>-1</sub>
8525	19 <sup>+27</sup> <sub>-6</sub>	731 <sup>+36</sup> <sub>-28</sub>	0.86 <sup>+0.13</sup> <sub>-0.45</sub>	576 <sup>+84</sup> <sub>-130</sub>	231 <sup>+30</sup> <sub>-191</sub>	105 <sup>+130</sup> <sub>-70</sub>	72 <sup>+11</sup> <sub>-11</sub>	24 <sup>+2</sup> <sub>-1</sub>
11925	13 <sup>+7</sup> <sub>-2</sub>	974 <sup>+181</sup> <sub>-61</sub>	0.64 <sup>+0.25</sup> <sub>-0.20</sub>	252 <sup>+626</sup> <sub>-199</sub>	350 <sup>+8</sup> <sub>-347</sub>	125 <sup>+161</sup> <sub>-20</sub>	97 <sup>+6</sup> <sub>-5</sub>	16 <sup>+1</sup> <sub>-1</sub>
12062	16 <sup>+50</sup> <sub>-4</sub>	1028 <sup>+123</sup> <sub>-166</sub>	0.78 <sup>+0.21</sup> <sub>-0.28</sub>	348 <sup>+335</sup> <sub>-200</sub>	184 <sup>+64</sup> <sub>-113</sub>	90 <sup>+118</sup> <sub>-37</sub>	51 <sup>+27</sup> <sub>-17</sub>	19 <sup>+1</sup> <sub>-1</sub>
12225	25 <sup>+5</sup> <sub>-1</sub>	1247 <sup>+1148</sup> <sub>-175</sub>	0.31 <sup>+0.32</sup> <sub>-0.36</sub>	976 <sup>+421</sup> <sub>-797</sub>	53 <sup>+174</sup> <sub>-8</sub>	71 <sup>+100</sup> <sub>-34</sub>	121 <sup>+5</sup> <sub>-4</sub>	21 <sup>+1</sup> <sub>-1</sub>
12894	10 <sup>+3</sup> <sub>-1</sub>	862 <sup>+31</sup> <sub>-31</sub>	0.35 <sup>+0.19</sup> <sub>-0.19</sub>	513 <sup>+135</sup> <sub>-135</sub>	281 <sup>+23</sup> <sub>-166</sub>	85 <sup>+47</sup> <sub>-49</sub>	119 <sup>+8</sup> <sub>-8</sub>	15 <sup>+1</sup> <sub>-1</sub>
17022	15 <sup>+8</sup> <sub>-2</sub>	1119 <sup>+98</sup> <sub>-63</sub>	0.63 <sup>+0.28</sup> <sub>-0.17</sub>	423 <sup>+234</sup> <sub>-169</sub>	83 <sup>+184</sup> <sub>-13</sub>	96 <sup>+81</sup> <sub>-82</sub>	65 <sup>+7</sup> <sub>-6</sub>	20 <sup>+1</sup> <sub>-1</sub>
19832	21 <sup>+7</sup> <sub>-3</sub>	662 <sup>+34</sup> <sub>-34</sub>	0.32 <sup>+0.38</sup> <sub>-0.18</sub>	383 <sup>+231</sup> <sub>-334</sub>	170 <sup>+37</sup> <sub>-136</sub>	75 <sup>+95</sup> <sub>-32</sub>	47 <sup>+13</sup> <sub>-11</sub>	43 <sup>+3</sup> <sub>-4</sub>
21386	20 <sup>+1</sup> <sub>-1</sub>	1044 <sup>+29</sup> <sub>-23</sub>	0.23 <sup>+0.13</sup> <sub>-0.11</sub>	909 <sup>+89</sup> <sub>-134</sub>	203 <sup>+5</sup> <sub>-178</sub>	59 <sup>+136</sup> <sub>-38</sub>	100 <sup>+2</sup> <sub>-2</sub>	25 <sup>+1</sup> <sub>-1</sub>
21965	10 <sup>+2</sup> <sub>-1</sub>	718 <sup>+21</sup> <sub>-20</sub>	0.30 <sup>+0.27</sup> <sub>-0.17</sub>	456 <sup>+117</sup> <sub>-123</sub>	167 <sup>+167</sup> <sub>-13</sub>	104 <sup>+48</sup> <sub>-27</sub>	123 <sup>+8</sup> <sub>-7</sub>	15 <sup>+1</sup> <sub>-1</sub>
23221	17 <sup>+22</sup> <sub>-7</sub>	862 <sup>+71</sup> <sub>-53</sub>	0.93 <sup>+0.06</sup> <sub>-0.22</sub>	257 <sup>+102</sup> <sub>-102</sub>	40 <sup>+9</sup> <sub>-9</sub>	109 <sup>+12</sup> <sub>-12</sub>	93 <sup>+5</sup> <sub>-5</sub>	19 <sup>+1</sup> <sub>-1</sub>
23776	12 <sup>+26</sup> <sub>-4</sub>	718 <sup>+35</sup> <sub>-38</sub>	0.84 <sup>+0.15</sup> <sub>-0.34</sub>	245 <sup>+99</sup> <sub>-86</sub>	101 <sup>+156</sup> <sub>-11</sub>	96 <sup>+34</sup> <sub>-23</sub>	77 <sup>+9</sup> <sub>-12</sub>	28 <sup>+1</sup> <sub>-1</sub>
25732	31 <sup>+19</sup> <sub>-8</sub>	2707 <sup>+2803</sup> <sub>-1079</sub>	0.50 <sup>+0.24</sup> <sub>-0.30</sub>	1341 <sup>+2667</sup> <sub>-964</sub>	113 <sup>+170</sup> <sub>-10</sub>	146 <sup>+31</sup> <sub>-128</sub>	62 <sup>+10</sup> <sub>-7</sub>	12 <sup>+1</sup> <sub>-1</sub>
25918	60 <sup>+24</sup> <sub>-10</sub>	3109 <sup>+2525</sup> <sub>-1086</sub>	0.53 <sup>+0.19</sup> <sub>-0.13</sub>	1560 <sup>+2098</sup> <sub>-1084</sub>	123 <sup>+19</sup> <sub>-12</sub>	124 <sup>+42</sup> <sub>-34</sub>	52 <sup>+9</sup> <sub>-6</sub>	31 <sup>+1</sup> <sub>-1</sub>
30223	10 <sup>+30</sup> <sub>-2</sub>	796 <sup>+78</sup> <sub>-64</sub>	0.56 <sup>+0.43</sup> <sub>-0.33</sub>	240 <sup>+261</sup> <sub>-162</sub>	146 <sup>+170</sup> <sub>-42</sub>	88 <sup>+78</sup> <sub>-56</sub>	51 <sup>+22</sup> <sub>-13</sub>	14 <sup>+2</sup> <sub>-1</sub>
30342	6 <sup>+20</sup> <sub>-1</sub>	442 <sup>+25</sup> <sub>-25</sub>	0.46 <sup>+0.27</sup> <sub>-0.27</sub>	206 <sup>+171</sup> <sub>-171</sub>	112 <sup>+72</sup> <sub>-129</sub>	93 <sup>+38</sup> <sub>-72</sub>	119 <sup>+17</sup> <sub>-17</sub>	20 <sup>+1</sup> <sub>-1</sub>
31703	36 <sup>+34</sup> <sub>-13</sub>	2676 <sup>+3382</sup> <sub>-1233</sub>	0.83 <sup>+0.09</sup> <sub>-0.11</sub>	1382 <sup>+3371</sup> <sub>-981</sub>	102 <sup>+27</sup> <sub>-50</sub>	106 <sup>+25</sup> <sub>-26</sub>	139 <sup>+11</sup> <sub>-10</sub>	25 <sup>+1</sup> <sub>-1</sub>
32607	35 <sup>+11</sup> <sub>-2</sub>	1528 <sup>+1013</sup> <sub>-264</sub>	0.37 <sup>+0.33</sup> <sub>-0.16</sub>	915 <sup>+615</sup> <sub>-613</sub>	20 <sup>+4</sup> <sub>-5</sub>	89 <sup>+23</sup> <sub>-43</sub>	121 <sup>+3</sup> <sub>-3</sub>	34 <sup>+1</sup> <sub>-1</sub>
36399	20 <sup>+12</sup> <sub>-3</sub>	1008 <sup>+32</sup> <sub>-30</sub>	0.69 <sup>+0.21</sup> <sub>-0.10</sub>	101 <sup>+541</sup> <sub>-58</sub>	202 <sup>+55</sup> <sub>-115</sub>	113 <sup>+166</sup> <sub>-46</sub>	143 <sup>+12</sup> <sub>-20</sub>	39 <sup>+1</sup> <sub>-1</sub>
37606	18 <sup>+34</sup> <sub>-8</sub>	383 <sup>+9</sup> <sub>-9</sub>	0.89 <sup>+0.10</sup> <sub>-0.38</sub>	97 <sup>+45</sup> <sub>-40</sub>	201 <sup>+10</sup> <sub>-176</sub>	87 <sup>+176</sup> <sub>-11</sub>	96 <sup>+12</sup> <sub>-6</sub>	43 <sup>+2</sup> <sub>-1</sub>
38018	18 <sup>+1</sup> <sub>-1</sub>	556 <sup>+8</sup> <sub>-9</sub>	0.44 <sup>+0.11</sup> <sub>-0.16</sub>	509 <sup>+34</sup> <sub>-460</sub>	265 <sup>+9</sup> <sub>-175</sub>	41 <sup>+172</sup> <sub>-15</sub>	48 <sup>+6</sup> <sub>-7</sub>	33 <sup>+1</sup> <sub>-1</sub>
38146	12 <sup>+2</sup> <sub>-1</sub>	889 <sup>+22</sup> <sub>-26</sub>	0.57 <sup>+0.16</sup> <sub>-0.13</sub>	522 <sup>+69</sup> <sub>-88</sub>	190 <sup>+26</sup> <sub>-169</sub>	151 <sup>+153</sup> <sub>-50</sub>	44 <sup>+10</sup> <sub>-11</sub>	11 <sup>+1</sup> <sub>-1</sub>
38596	27 <sup>+35</sup> <sub>-9</sub>	2566 <sup>+2582</sup> <sub>-918</sub>	0.68 <sup>+0.27</sup> <sub>-0.20</sub>	1298 <sup>+1905</sup> <sub>-903</sub>	288 <sup>+18</sup> <sub>-170</sub>	99 <sup>+157</sup> <sub>-41</sub>	62 <sup>+18</sup> <sub>-13</sub>	31 <sup>+1</sup> <sub>-1</sub>
38910	72 <sup>+84</sup> <sub>-29</sub>	3437 <sup>+3199</sup> <sub>-1354</sub>	0.32 <sup>+0.50</sup> <sub>-0.22</sub>	2063 <sup>+3008</sup> <sub>-1480</sub>	164 <sup>+169</sup> <sub>-109</sub>	117 <sup>+60</sup> <sub>-81</sub>	53 <sup>+21</sup> <sub>-14</sub>	51 <sup>+2</sup> <sub>-1</sub>
38980	15 <sup>+26</sup> <sub>-4</sub>	991 <sup>+111</sup> <sub>-136</sub>	0.74 <sup>+0.25</sup> <sub>-0.37</sub>	439 <sup>+247</sup> <sub>-300</sub>	295 <sup>+11</sup> <sub>-176</sub>	105 <sup>+164</sup> <sub>-32</sub>	76 <sup>+8</sup> <sub>-8</sub>	34 <sup>+1</sup> <sub>-1</sub>
39681	21 <sup>+11</sup> <sub>-3</sub>	1579 <sup>+534</sup> <sub>-225</sub>	0.66 <sup>+0.22</sup> <sub>-0.21</sub>	1031 <sup>+468</sup> <sub>-813</sub>	60 <sup>+10</sup> <sub>-8</sub>	72 <sup>+31</sup> <sub>-20</sub>	72 <sup>+6</sup> <sub>-6</sub>	15 <sup>+2</sup> <sub>-2</sub>
39903	30 <sup>+1</sup> <sub>-1</sub>	922 <sup>+11</sup> <sub>-11</sub>	0.14 <sup>+0.05</sup> <sub>-0.04</sub>	125 <sup>+51</sup> <sub>-53</sub>	339 <sup>+16</sup> <sub>-334</sub>	35 <sup>+162</sup> <sub>-21</sub>	32 <sup>+4</sup> <sub>-4</sub>	49 <sup>+1</sup> <sub>-1</sub>
40015	7 <sup>+18</sup> <sub>-1</sub>	245 <sup>+5</sup> <sub>-6</sub>	0.56 <sup>+0.43</sup> <sub>-0.27</sub>	196 <sup>+32</sup> <sub>-70</sub>	107 <sup>+177</sup> <sub>-33</sub>	116 <sup>+51</sup> <sub>-45</sub>	112 <sup>+15</sup> <sub>-12</sub>	33 <sup>+1</sup> <sub>-1</sub>
42916	23 <sup>+3</sup> <sub>-2</sub>	833 <sup>+15</sup> <sub>-11</sub>	0.69 <sup>+0.08</sup> <sub>-0.08</sub>	384 <sup>+36</sup> <sub>-31</sub>	142 <sup>+84</sup> <sub>-77</sub>	104 <sup>+71</sup> <sub>-75</sub>	150 <sup>+9</sup> <sub>-10</sub>	36 <sup>+1</sup> <sub>-1</sub>
43352	9 <sup>+2</sup> <sub>-1</sub>	1174 <sup>+187</sup> <sub>-113</sub>	0.51 <sup>+0.19</sup> <sub>-0.14</sub>	451 <sup>+488</sup> <sub>-294</sub>	208 <sup>+25</sup> <sub>-161</sub>	125 <sup>+156</sup> <sub>-44</sub>	138 <sup>+11</sup> <sub>-9</sub>	13 <sup>+1</sup> <sub>-1</sub>
49546	11 <sup>+18</sup> <sub>-3</sub>	566 <sup>+23</sup> <sub>-23</sub>	0.78 <sup>+0.25</sup> <sub>-0.31</sub>	466 <sup>+104</sup> <sub>-104</sub>	328 <sup>+174</sup> <sub>-174</sub>	79 <sup>+165</sup> <sub>-26</sub>	84 <sup>+8</sup> <sub>-8</sub>	16 <sup>+1</sup> <sub>-1</sub>
50180	35 <sup>+18</sup> <sub>-4</sub>	1838 <sup>+1754</sup> <sub>-410</sub>	0.37 <sup>+0.31</sup> <sub>-0.18</sub>	1041 <sup>+820</sup> <sub>-680</sub>	194 <sup>+5</sup> <sub>-179</sub>	159 <sup>+150</sup> <sub>-101</sub>	77 <sup>+4</sup> <sub>-5</sub>	30 <sup>+1</sup> <sub>-1</sub>
54424	10 <sup>+2</sup> <sub>-1</sub>	1124 <sup>+270</sup> <sub>-211</sub>	0.55 <sup>+0.18</sup> <sub>-0.17</sub>	615 <sup>+438</sup> <sub>-300</sub>	300 <sup>+27</sup> <sub>-159</sub>	126 <sup>+165</sup> <sub>-91</sub>	128 <sup>+11</sup> <sub>-10</sub>	15 <sup>+1</sup> <sub>-1</sub>
54746	12 <sup>+17</sup> <sub>-2</sub>	1018 <sup>+79</sup> <sub>-50</sub>	0.83 <sup>+0.16</sup> <sub>-0.16</sub>	166 <sup>+196</sup> <sub>-86</sub>	85 <sup>+16</sup> <sub>-11</sub>	127 <sup>+24</sup> <sub>-25</sub>	70 <sup>+8</sup> <sub>-9</sub>	19 <sup>+1</sup> <sub>-1</sub>
61100	31 <sup>+5</sup> <sub>-3</sub>	1420 <sup>+303</sup> <sub>-157</sub>	0.61 <sup>+0.12</sup> <sub>-0.10</sub>	201 <sup>+817</sup> <sub>-135</sub>	176 <sup>+6</sup> <sub>-14</sub>	51 <sup>+32</sup> <sub>-29</sub>	57 <sup>+6</sup> <sub>-6</sub>	41 <sup>+1</sup> <sub>-1</sub>
62512	45 <sup>+10</sup> <sub>-3</sub>	1600 <sup>+190</sup> <sub>-103</sub>	0.20 <sup>+0.13</sup> <sub>-0.13</sub>	299 <sup>+1066</sup> <sub>-217</sub>	31 <sup>+176</sup> <sub>-2</sub>	164 <sup>+10</sup> <sub>-92</sub>	108 <sup>+2</sup> <sub>-2</sub>	39 <sup>+1</sup> <sub>-1</sub>
73440	8 <sup>+17</sup> <sub>-2</sub>	448 <sup>+13</sup> <sub>-13</sub>	0.65 <sup>+0.34</sup> <sub>-0.26</sub>	109 <sup>+66</sup> <sub>-65</sub>	244 <sup>+24</sup> <sub>-163</sub>	84 <sup>+156</sup> <sub>-37</sub>	68 <sup>+11</sup> <sub>-10</sub>	30 <sup>+1</sup> <sub>-1</sub>
75401	19 <sup>+12</sup> <sub>-3</sub>	963 <sup>+707</sup> <sub>-89</sub>	0.47 <sup>+0.39</sup> <sub>-0.29</sub>	677 <sup>+292</sup> <sub>-347</sub>	121 <sup>+177</sup> <sub>-11</sub>	132 <sup>+39</sup> <sub>-54</sub>	74 <sup>+8</sup> <sub>-9</sub>	19 <sup>+1</sup> <sub>-1</sub>
76006	8 <sup>+15</sup> <sub>-2</sub>	545 <sup>+18</sup> <sub>-18</sub>	0.69 <sup>+0.30</sup> <sub>-0.33</sub>	220 <sup>+68</sup> <sub>-61</sub>	75 <sup>+136</sup> <sub>-35</sub>	111 <sup>+61</sup> <sub>-80</sub>	57 <sup>+12</sup> <sub>-12</sub>	14 <sup>+1</sup> <sub>-1</sub>
78970	13 <sup>+7</sup> <sub>-1</sub>	871 <sup>+76</sup> <sub>-58</sub>	0.27 <sup>+0.53</sup> <sub>-0.16</sub>	663 <sup>+183</sup> <sub>-614</sub>	53 <sup>+178</sup> <sub>-14</sub>	100 <sup>+66</sup> <sub>-36</sub>	61 <sup>+10</sup> <sub>-7</sub>	22 <sup>+2</sup> <sub>-1</sub>
80884	14 <sup>+2</sup> <sub>-1</sub>	1008 <sup>+39</sup> <sub>-39</sub>	0.46 <sup>+0.17</sup> <sub>-0.13</sub>	110 <sup>+80</sup> <sub>-80</sub>	291 <sup>+8</sup> <sub>-176</sub>	118 <sup>+167</sup> <sub>-22</sub>	64 <sup>+7</sup> <sub>-8</sub>	10 <sup>+1</sup> <sub>-1</sub>
84062	11 <sup>+2</sup> <sub>-1</sub>	738 <sup>+31</sup> <sub>-46</sub>	0.39 <sup>+0.28</sup> <sub>-0.19</sub>	239 <sup>+366</sup> <sub>-188</sub>	27 <sup>+15</sup> <sub>-10</sub>	81 <sup>+55</sup> <sub>-48</sub>	60 <sup>+7</sup> <sub>-9</sub>	35 <sup>+1</sup> <sub>-1</sub>

Table 2—Continued

84223	30 <sup>+50</sup> <sub>-10</sub>	3607 <sup>+5653</sup> <sub>-1646</sub>	0.73 <sup>+0.26</sup> <sub>-0.32</sub>	1958 <sup>+5637</sup> <sub>-1470</sub>	151 <sup>+176</sup> <sub>-37</sub>	100 <sup>+76</sup> <sub>-45</sub>	110 <sup>+16</sup> <sub>-13</sub>	40 <sup>+1</sup> <sub>-1</sub>
84949	15 <sup>+9</sup> <sub>-3</sub>	1604 <sup>+565</sup> <sub>-301</sub>	0.76 <sup>+0.17</sup> <sub>-0.17</sub>	451 <sup>+766</sup> <sub>-335</sub>	140 <sup>+10</sup> <sub>-15</sub>	62 <sup>+18</sup> <sub>-18</sub>	60 <sup>+10</sup> <sub>-10</sub>	15 <sup>+1</sup> <sub>-1</sub>
85852	8 <sup>+1</sup> <sub>-1</sub>	903 <sup>+48</sup> <sub>-47</sub>	0.30 <sup>+0.23</sup> <sub>-0.16</sub>	640 <sup>+178</sup> <sub>-430</sub>	181 <sup>+155</sup> <sub>-51</sub>	111 <sup>+99</sup> <sub>-79</sub>	135 <sup>+12</sup> <sub>-10</sub>	11 <sup>+1</sup> <sub>-1</sub>
88848	44 <sup>+21</sup> <sub>-8</sub>	2053 <sup>+995</sup> <sub>-462</sub>	0.73 <sup>+0.16</sup> <sub>-0.20</sub>	660 <sup>+845</sup> <sub>-460</sub>	253 <sup>+4</sup> <sub>-178</sub>	103 <sup>+173</sup> <sub>-12</sub>	78 <sup>+3</sup> <sub>-3</sub>	30 <sup>+1</sup> <sub>-1</sub>
90355	11 <sup>+8</sup> <sub>-2</sub>	304 <sup>+8</sup> <sub>-11</sub>	0.40 <sup>+0.48</sup> <sub>-0.19</sub>	193 <sup>+60</sup> <sub>-58</sub>	155 <sup>+53</sup> <sub>-33</sub>	71 <sup>+81</sup> <sub>-47</sub>	130 <sup>+15</sup> <sub>-19</sub>	30 <sup>+2</sup> <sub>-2</sub>
93137	13 <sup>+7</sup> <sub>-2</sub>	874 <sup>+59</sup> <sub>-52</sub>	0.61 <sup>+0.29</sup> <sub>-0.26</sub>	549 <sup>+169</sup> <sub>-134</sub>	28 <sup>+5</sup> <sub>-5</sub>	101 <sup>+17</sup> <sub>-39</sub>	89 <sup>+5</sup> <sub>-5</sub>	19 <sup>+1</sup> <sub>-1</sub>
94347	13 <sup>+1</sup> <sub>-1</sub>	634 <sup>+15</sup> <sub>-15</sub>	0.24 <sup>+0.13</sup> <sub>-0.11</sub>	345 <sup>+88</sup> <sub>-70</sub>	32 <sup>+150</sup> <sub>-21</sub>	64 <sup>+69</sup> <sub>-36</sub>	146 <sup>+10</sup> <sub>-8</sub>	23 <sup>+1</sup> <sub>-1</sub>
94802	18 <sup>+1</sup> <sub>-1</sub>	1037 <sup>+35</sup> <sub>-27</sub>	0.11 <sup>+0.08</sup> <sub>-0.06</sub>	559 <sup>+184</sup> <sub>-325</sub>	91 <sup>+176</sup> <sub>-7</sub>	102 <sup>+59</sup> <sub>-59</sub>	130 <sup>+4</sup> <sub>-4</sub>	24 <sup>+1</sup> <sub>-1</sub>
97063	16 <sup>+2</sup> <sub>-1</sub>	1376 <sup>+427</sup> <sub>-124</sub>	0.25 <sup>+0.32</sup> <sub>-0.14</sub>	848 <sup>+435</sup> <sub>-585</sub>	48 <sup>+175</sup> <sub>-31</sub>	96 <sup>+63</sup> <sub>-61</sub>	36 <sup>+10</sup> <sub>-10</sub>	26 <sup>+1</sup> <sub>-1</sub>
97690	9 <sup>+2</sup> <sub>-1</sub>	1063 <sup>+62</sup> <sub>-60</sub>	0.23 <sup>+0.44</sup> <sub>-0.13</sub>	387 <sup>+436</sup> <sub>-289</sub>	47 <sup>+170</sup> <sub>-16</sub>	109 <sup>+58</sup> <sub>-55</sub>	60 <sup>+9</sup> <sub>-9</sub>	10 <sup>+1</sup> <sub>-1</sub>
98375	8 <sup>+20</sup> <sub>-2</sub>	284 <sup>+10</sup> <sub>-7</sub>	0.77 <sup>+0.22</sup> <sub>-0.40</sub>	177 <sup>+61</sup> <sub>-117</sub>	191 <sup>+16</sup> <sub>-170</sub>	85 <sup>+165</sup> <sub>-27</sub>	93 <sup>+9</sup> <sub>-5</sub>	20 <sup>+1</sup> <sub>-1</sub>
103287	30 <sup>+7</sup> <sub>-2</sub>	1347 <sup>+573</sup> <sub>-188</sub>	0.35 <sup>+0.38</sup> <sub>-0.23</sub>	873 <sup>+406</sup> <sub>-661</sub>	339 <sup>+5</sup> <sub>-178</sub>	127 <sup>+161</sup> <sub>-46</sub>	88 <sup>+6</sup> <sub>-7</sub>	25 <sup>+2</sup> <sub>-2</sub>
104440	88 <sup>+106</sup> <sub>-41</sub>	2429 <sup>+3089</sup> <sub>-1104</sub>	0.65 <sup>+0.11</sup> <sub>-0.07</sub>	1201 <sup>+2500</sup> <sub>-784</sub>	17 <sup>+180</sup> <sub>-3</sub>	147 <sup>+32</sup> <sub>-136</sub>	91 <sup>+1</sup> <sub>-1</sub>	51 <sup>+1</sup> <sub>-1</sub>
105969	14 <sup>+4</sup> <sub>-2</sub>	867 <sup>+41</sup> <sub>-41</sub>	0.42 <sup>+0.30</sup> <sub>-0.22</sub>	314 <sup>+386</sup> <sub>-137</sub>	93 <sup>+160</sup> <sub>-14</sub>	110 <sup>+38</sup> <sub>-24</sub>	130 <sup>+8</sup> <sub>-8</sub>	15 <sup>+3</sup> <sub>-2</sub>
107143	35 <sup>+5</sup> <sub>-2</sub>	1346 <sup>+215</sup> <sub>-86</sub>	0.29 <sup>+0.23</sup> <sub>-0.16</sub>	1092 <sup>+213</sup> <sub>-940</sub>	276 <sup>+25</sup> <sub>-175</sub>	106 <sup>+156</sup> <sub>-63</sub>	41 <sup>+10</sup> <sub>-10</sub>	40 <sup>+2</sup> <sub>-2</sub>
110291	39 <sup>+17</sup> <sub>-26</sub>	794 <sup>+60</sup> <sub>-43</sub>	0.99 <sup>+0.00</sup> <sub>-0.19</sub>	562 <sup>+177</sup> <sub>-468</sub>	234 <sup>+20</sup> <sub>-168</sub>	87 <sup>+175</sup> <sub>-9</sub>	99 <sup>+14</sup> <sub>-4</sub>	15 <sup>+3</sup> <sub>-1</sub>
113638	12 <sup>+22</sup> <sub>-3</sub>	366 <sup>+11</sup> <sub>-9</sub>	0.40 <sup>+0.50</sup> <sub>-0.26</sub>	186 <sup>+71</sup> <sub>-77</sub>	108 <sup>+210</sup> <sub>-89</sub>	111 <sup>+59</sup> <sub>-44</sub>	64 <sup>+14</sup> <sub>-12</sub>	31 <sup>+7</sup> <sub>-8</sub>
117622	13 <sup>+3</sup> <sub>-1</sub>	1070 <sup>+263</sup> <sub>-70</sub>	0.44 <sup>+0.23</sup> <sub>-0.17</sub>	326 <sup>+628</sup> <sub>-248</sub>	33 <sup>+7</sup> <sub>-8</sub>	96 <sup>+34</sup> <sub>-37</sub>	119 <sup>+9</sup> <sub>-9</sub>	20 <sup>+1</sup> <sub>-1</sub>
118212	38 <sup>+6</sup> <sub>-5</sub>	883 <sup>+438</sup> <sub>-28</sub>	0.58 <sup>+0.18</sup> <sub>-0.12</sub>	522 <sup>+248</sup> <sub>-90</sub>	112 <sup>+169</sup> <sub>-5</sub>	109 <sup>+28</sup> <sub>-23</sub>	113 <sup>+4</sup> <sub>-5</sub>	68 <sup>+2</sup> <sub>-3</sub>



Table 3. Comparison of astrometric fits with known spectroscopic orbits.

HIP	NDAC			FAST			Spectroscopic			Ref.	
	c	P [d]	e	$(M_2^3/M_{\text{tot}}^2)$	P [d]	e	$(M_2^3/M_{\text{tot}}^2)$	P [d]	e		f(M)
12062	1375 ± 227		0.99 <sup>+0.01</sup> <sub>-0.55</sub>	5.16	973 ± 140	0.64 <sup>+0.22</sup> <sub>-0.28</sub>	0.032	905 ± 12	0.260 ± 0.032	0.0262 ± 0.0038	(1)
19832	678 ± 27		0.23 <sup>+0.25</sup> <sub>-0.17</sub>	0.023	668 ± 34	0.19 <sup>+0.37</sup> <sub>-0.18</sub>	0.023	717 ± 3	0.074 ± 0.029		(2)
37606	384 ± 11		0.85 <sup>+0.08</sup> <sub>-0.34</sub>	0.056	386 ± 10	0.85 <sup>+0.10</sup> <sub>-0.39</sub>	0.033	380.6 ± 0.1	0.73 ± 0.012		(3)
38018	544 ± 11		0.48 <sup>+0.12</sup> <sub>-0.11</sub>	0.069	555 ± 8	0.42 <sup>+0.12</sup> <sub>-0.11</sub>	0.068	551.9	0.39		(4)
40015	252 ± 7		0.99 <sup>+0.01</sup> <sub>-0.56</sub>	0.54	246 ± 5	0.38 <sup>+0.44</sup> <sub>-0.27</sub>	0.010	243.8	0.42		(4)
61100	1284 ± 118		0.62 <sup>+0.23</sup> <sub>-0.15</sub>	0.046	1384 ± 227	0.59 <sup>+0.12</sup> <sub>-0.09</sub>	0.033	1284.4	0.50		(3)
73440	435 ± 18		0.50 <sup>+0.14</sup> <sub>-0.12</sub>	0.0064	450 ± 13	0.44 <sup>+0.34</sup> <sub>-0.16</sub>	0.0064	467.2 ± 9.7	0.2170 ± 0.077	0.00078 ± 0.00018	(1)
84949	89 ± 845		0.88 <sup>+0.09</sup> <sub>-0.16</sub>	47.6	1609 ± 462	0.72 <sup>+0.16</sup> <sub>-0.16</sub>	0.041	2018.8 ± 0.7	0.672 ± 0.002		(5)
85852	916 ± 61		0.26 <sup>+0.30</sup> <sub>-0.20</sub>	0.069	906 ± 46	0.18 <sup>+0.14</sup> <sub>-0.14</sub>	0.056	903.8 ± 0.4	0.072 ± 0.031	0.00351 ± 0.00031	(6)
88848	4457 ± 776		0.95 <sup>+0.04</sup> <sub>-0.21</sub>	0.25	1460 ± 740	0.43 <sup>+0.15</sup> <sub>-0.20</sub>	0.094	2092.2 ± 5.8	0.765 ± 0.013	0.113 ± 0.011	(7)
105969	887 ± 35		0.23 <sup>+0.22</sup> <sub>-0.18</sub>	0.086	859 ± 41	0.32 <sup>+0.30</sup> <sub>-0.21</sub>	0.12	878	0.13		(8)

Note. — References: (1) Latham et al. (2002); (2) Halbwachs et al. (2000); (3) Setiawan et al. (2004); (4) Halbwachs (2003); (5) Scarfe et al. (1994); (6) Fekel et al. (1993); (7) Fekel et al. (2005); (8) Pourbaix & Jorissen (2000)