

Cosmic reionization constraints on the nature of cosmological perturbations

Pedro P. Avelino¹ and Andrew R. Liddle²

¹*Centro de Física do Porto e Departamento de Física da Faculdade de Ciências da Universidade do Porto,
Rua do Campo Alegre 687, 4169-007, Porto, Portugal*

²*Astronomy Centre, University of Sussex, Brighton BN1 9QH, United Kingdom*

29 October 2018

ABSTRACT

We study the reionization history of the Universe in cosmological models with non-Gaussian density fluctuations, taking them to have a renormalized χ^2 probability distribution function parametrized by the number of degrees of freedom, ν . We compute the ionization history using a simple semi-analytical model, considering various possibilities for the astrophysics of reionization. In all our models we require that reionization is completed prior to $z = 6$, as required by the measurement of the Gunn–Peterson optical depth from the spectra of high-redshift quasars. We confirm previous results demonstrating that such a non-Gaussian distribution leads to a slower reionization as compared to the Gaussian case. We further show that the recent WMAP three-year measurement of the optical depth due to electron scattering, $\tau = 0.09 \pm 0.03$, weakly constrains the allowed deviations from Gaussianity on the small scales relevant to reionization if a constant spectral index is assumed. We also confirm the need for a significant suppression of star formation in mini-halos, which increases dramatically as we decrease ν .

Key words: cosmology: theory — cosmic microwave background

1 INTRODUCTION

The reionization of the Universe is a direct result of the formation of luminous sources which produce the photons responsible (see Barkana & Loeb 2001 for a review). Given that the first stars appear in low-mass halos formed at high redshift, the reionization history of the Universe is expected to be a powerful probe of the amplitude and nature of density fluctuations on small scales.

The detection of Gunn–Peterson troughs (Gunn & Peterson 1965) in the absorption spectra of distant quasars suggests a late reionization for the Universe, at a redshift $z \sim 6$ (Becker et al. 2001; Fan et al. 2003; White et al. 2003; Fan et al. 2005; Gnedin & Fan 2006). The indications of a high optical depth from the first-year WMAP results (Kogut et al. 2003; Spergel et al. 2003), implying early reionization, led to a flurry of papers on quite complex ionization scenarios (e.g. Haiman & Holder 2003; Hui & Haiman 2003; Ciardi, Ferrara & White 2003; Cen 2003; Chiu, Fan & Ostriker 2003; Melchiorri et al. 2005). Simplicity has now largely been restored by the recent more precise third-year WMAP results (Page et al. 2006; Spergel et al. 2006), which indicate a much smaller optical depth, $\tau = 0.09 \pm 0.03$. This is consistent both with the quasar results and with a much simpler reionization history with a fast transition from a neutral to a ionized universe (see for example Choudhury & Ferrara 2006). Re-

cent results by Haiman & Bryan (2006) suggest that this can only be achieved if star formation in high-redshift mini-halos has been significantly suppressed (see also Wyithe & Loeb 2006).

In the present paper we perform a complementary study, investigating the dependence of the reionization history of the Universe on the nature of the cosmological perturbations, in the context of cosmologies permitted by the WMAP three-year results. We are motivated by the suggestions that a non-Gaussian contribution, for example from cosmic defects, might have been able to reconcile the high optical depth suggested by the WMAP first-year results and a low redshift of (complete) reionization implied by the quasar data (Avelino & Liddle 2004; Chen et al. 2003). With the new simpler ionization models, non-Gaussian models should be better constrained.

We compute the reionization history of the Universe using a simple semi-analytical model similar to that used by Haiman & Bryan (2006) (based on Haiman & Holder 2003). We consider various possibilities for the astrophysics of reionization, subject to the constraint that reionization is completed prior to $z = 6$ as required by the measurement of the Gunn–Peterson optical depth from the spectra of bright quasars at high redshift.

2 THE MASS FRACTION

We use the Press–Schechter approximation (Press & Schechter 1974) to compute the mass fraction, $f(M)$, associated with collapsed objects with mass larger than a given mass threshold M . This was originally proposed in the context of initial Gaussian density perturbations, and later generalized to accommodate non-Gaussian initial conditions (Lucchin & Matarrese 1988; Chiu, Ostriker & Strauss 1998). In both cases the mass fraction is assumed to be proportional to the fraction of space in which the linear density contrast, smoothed on the scale M , exceeds a given threshold δ_c :

$$f(M) = A_f \int_{\delta_c}^{\infty} \mathcal{P}(\delta) d\delta. \quad (1)$$

Here $\mathcal{P}(\delta)$ is the one-point probability distribution function (PDF) of the linear density contrast δ , and A_f is a constant which is computed by requiring that $f(0) = 1$ ($A_f = 2$ in the case of Gaussian initial conditions). This generalization of the original Press–Schechter approximation has successfully reproduced the results obtained from N -body simulations with non-Gaussian initial conditions (Robinson & Baker 2000).

A top-hat filter will be used to perform the smoothing

$$W(kR) = 3 \left[\frac{\sin(kR)}{(kR)^3} - \frac{\cos(kR)}{(kR)^2} \right], \quad (2)$$

where $M = 4\pi\rho_m R^3/3$ (here ρ_m is the background matter density). We take $\delta_c = 1.7$, motivated by the spherical collapse model and N -body simulations. For spherical collapse δ_c is almost independent of the background cosmology (e.g. Eke, Cole & Frenk 1996).

The evolution of the dispersion of the density field is given by

$$\sigma_R(z) = \frac{g(\Omega_m, \Omega_\Lambda)}{g(\Omega_m^0, \Omega_\Lambda^0)} \frac{\sigma_R(0)}{1+z}, \quad (3)$$

where the suppression factor $g(\Omega_m, \Omega_\Lambda)$ accounts for the dependence of the growth of density perturbations on the cosmological parameters Ω_m and Ω_Λ (Carroll, Press & Turner 1992; Avelino & de Carvalho 1999).

We shall assume that the non-Gaussian density contrast has a chi-squared probability distribution function (PDF) with ν degrees of freedom, the PDF having been shifted so that its mean is zero (such a PDF becomes Gaussian when $\nu \rightarrow \infty$). Hence,

$$f(M) = \frac{Q(\nu/2, \delta_c/\sigma_R \times \sqrt{\nu/2} + \nu/2)}{Q(\nu/2, \nu/2)}, \quad (4)$$

where $Q(a, x)$ with $a > 0$ is the incomplete gamma function defined by

$$Q(a, x) \equiv \frac{\Gamma(a, x)}{\Gamma(a)}, \quad (5)$$

Here

$$\Gamma(a, x) \equiv \int_x^{\infty} e^{-t} t^{a-1} dt \quad (6)$$

and $\Gamma(a) = \Gamma(a, 0)$. When $\nu \rightarrow \infty$ we have

$$f(M) \rightarrow \operatorname{erfc} \left(\frac{\delta_c}{\sqrt{2}\sigma_R} \right). \quad (7)$$

3 THE POWER SPECTRUM

Historically, one of the main uncertainties in determining the reionization history of the Universe was the lack of an accurate determination of various cosmological parameters. However, these uncertainties have largely been removed by a growing body of precise cosmological data. Throughout, we shall adopt a cosmological model motivated by the three-year WMAP results (Spergel et al. 2006). As they find that WMAP alone does not require a running of the spectral index, we will take as our base cosmology their preferred model with a power-law initial spectrum. The parameters are a matter density $\Omega_m^0 = 0.24$, dark energy density $\Omega_\Lambda^0 = 0.76$, baryon density $\Omega_B^0 = 0.042$, Hubble parameter $h = 0.73$, normalization $\sigma_8 = 0.74$, and perturbation spectral index $n = 0.95$.

To determine the amplitude of perturbations on the short scales relevant to reionization, we use the transfer function from Bardeen et al. (1986), so that the power-spectrum is given by

$$\mathcal{P}(k) \propto k^n \left[\frac{\ln(1 + \epsilon_0 q)}{\epsilon_0 q} \left(\sum_{i=0}^4 (\epsilon_i q)^i \right)^{-1/4} \right]^2, \quad (8)$$

where $q = k/h\Gamma$, $[k] = \text{Mpc}^{-1}$,

$$\epsilon = [2.34, 3.89, 16.1, 5.46, 6.71], \quad (9)$$

and

$$\Gamma = \Omega_m^0 h, \quad (10)$$

is the shape parameter. The dispersion of the density field is given by

$$\sigma_R^2 = \int_0^{\infty} k^2 \mathcal{P}(k) W^2(kR) dk. \quad (11)$$

For Gaussian fluctuations the Press–Schechter formalism leads to an underestimate of the halo mass function at the high-mass end (Jenkins et al. 2001), while the presence of baryons leads to a suppression of power on small cosmological scales. These two opposite effects are of the same order of magnitude and consequently we shall ignore the baryon correction to the shape parameter (Sugiyama 1995). Also, it has been shown that small deviations from the predicted mass function could arise in particular in the limit of rare events (Avelino & Viana 2000; Inoue & Nagashima 2002). However, since we will fix the redshift at which reionization is to be completed by adjusting efficiency parameters, these uncertainties will not affect our results.

4 THE REIONIZATION MODEL

Following Haiman & Bryan (2006) (see also Haiman & Holder 2003) we will classify dark matter halos into three different categories according to their virial temperatures

$$\begin{aligned} 4 \times 10^2 \text{ K} &\lesssim T \lesssim 10^4 \text{ K} && \text{(Type II)}, \\ 10^4 \text{ K} &\lesssim T \lesssim 9 \times 10^4 \text{ K} && \text{(Type Ia)}, \\ &T \gtrsim 9 \times 10^4 \text{ K} && \text{(Type Ib)}. \end{aligned}$$

The total fraction of the mass in the Universe that is condensed into Type II, Ia, and Ib halos is given by

$$F_{\text{coll,II}}(z) = f(M_{\text{II}}) - f(M_{\text{Ia}}), \quad (12)$$

$$F_{\text{coll,Ia}}(z) = f(M_{\text{Ia}}) - f(M_{\text{Ib}}), \quad (13)$$

and

$$F_{\text{coll,Ib}}(z) = f(M_{\text{Ib}}), \quad (14)$$

where the halo masses $M_{\text{II}} = M_{\text{II}}(T_{\text{II}}, z)$, $M_{\text{Ia}} = M_{\text{Ia}}(T_{\text{Ia}}, z)$, and $M_{\text{Ib}} = M_{\text{Ib}}(T_{\text{Ib}}, z)$ for the virial temperatures $T_{\text{II}} = 4 \times 10^2 \text{ K}$, $T_{\text{Ia}} = 10^4 \text{ K}$ and $T_{\text{Ib}} = 9 \times 10^4 \text{ K}$ are obtained from

$$\frac{M}{10^6 M_{\odot}} = \left(\frac{T}{1800 \text{ K}} \right)^{3/2} \left(\frac{1+z}{21} \right)^{-3/2}. \quad (15)$$

These halos differ in their virial temperatures, and consequently in the cooling processes which are effective in each case. Ionizing sources can form in type II halos only in the neutral regions of the intergalactic medium and provided there is a sufficient abundance of H_2 molecules. On the other hand, type I halos can cool and form ionizing sources independently of the H_2 abundance. However, while type Ia halos can form new ionizing sources only in neutral regions, the formation of new ionizing sources in type Ib halos can also occur in the ionized regions of the intergalactic medium.

The recombination rate per unit of time and volume can be written as $\alpha_{\text{B}} C_{\text{HII}} \langle n_{\text{HII}} \rangle^2$, where α_{B} is the recombination coefficient of neutral hydrogen to its excited states ($= 2.6 \times 10^{-13} \text{ cm}^3 \text{ s}^{-1}$ at $T = 10^4 \text{ K}$), $\langle n_{\text{HII}} \rangle$ is the mean number density of ionized hydrogen, and $C_{\text{HII}} \equiv \langle n_{\text{HII}}^2 \rangle / \langle n_{\text{HII}} \rangle^2$ is the mean clumping factor of ionized gas. Assuming that C_{HII} does not vary with redshift, the probability $P(t_i, t)$ that a ionizing photon produced at a time t_i is still contributing to reionization at a time $t > t_i$ is given by

$$P(t_i, t) = \exp\left(\frac{t_r}{t} - \frac{t_r}{t_i}\right), \quad (16)$$

where $t_r = \alpha_{\text{B}} C_{\text{HII}} X \rho_{\text{B}}(t_i) t_i^2 / m_{\text{p}}$ where ρ_{B} is the baryon density, X is the hydrogen mass fraction and m_{p} is proton mass. Alternatively we may adopt the simple power-law relation of the evolution of the clumpiness C_{HII} advocated by Haiman & Bryan (2006)

$$C_{\text{HII}}(z) - 1 = 9 \left(\frac{1+z}{7} \right)^{-\beta}, \quad (17)$$

which in the $\beta = 0$ case reduces to $C_{\text{HII}} = 10$.

The HII filling factor $F_{\text{HII}}(z)$ is then obtained from the collapsed gas fractions as

$$F_{\text{HII}}(z) = \int_{\infty}^z dz' \left\{ \epsilon_{\text{I}} \frac{dF_{\text{coll,Ib}}}{dz}(z') + [1 - F_{\text{HII}}(z')] \times \left[\epsilon_{\text{I}} \frac{dF_{\text{coll,Ia}}}{dz}(z') + \epsilon_{\text{II}} \frac{dF_{\text{coll,II}}}{dz}(z') \right] \right\} P(z', z), \quad (18)$$

where ϵ_{I} and ϵ_{II} are respectively the efficiencies (number of ionizing photons produced per proton in collapsed regions) of type I halos and type II halos (it being assumed that the efficiencies in type Ia and Ib are equal). The second term on the right-hand side of equation (18) includes a factor of $(1 - F_{\text{HII}})$, which explicitly takes into account the fact that new ionizing sources should appear in type II and type Ia halos only in regions which have not yet been ionized. The injection efficiency, ϵ , of ionizing photons into the intergalactic medium can be parametrized as $\epsilon = N_{\gamma} f_{*} f_{\text{esc}}$. Here f_{*} is the fraction of baryons that turn into stars, N_{γ} is the average

number of ionizing photons produced per stellar proton, and f_{esc} is the fraction of these ionizing photons which escape into the intergalactic medium.

Type II halos are expected to host very massive stars, which are efficient at generating ionizing photons. On the other hand, it is expected that only a small fraction of the available gas will be incorporated into stars. Type I halos are less efficient at producing ionizing photons, but that is compensated by a larger f_{*} . In this paper we will assume that the efficiencies do not depend on z and consider the values advocated by Haiman & Bryan (2006) for type II halos, that is $N_{\gamma} = 80000$, $f_{*} = 0.0025$ and $f_{\text{esc}} = 1$, so that $\epsilon_{\text{II}} = 200$ if no suppression of star formation in type two halos occurs ($\epsilon_{\text{II}} = 0$ otherwise). We fix the efficiency of type I halos such that the Universe becomes fully ionized at $z = 6.5$. This means that ϵ_{I} depends on ν . However, we find that the efficiencies are lower only by a factor of approximately 2 in the $\nu = 1$ case compared to the $\nu \rightarrow \infty$ one. In the Gaussian case this approximately corresponds to the parameters chosen by Haiman & Bryan (2006), that is $N_{\gamma} \sim 4000$, $f_{*} \sim 0.15$ and $f_{\text{esc}} \sim 0.2$ for type Ia and type Ib halos so that $\epsilon_{\text{I}} \sim 120$.

The optical depth is calculated using

$$\begin{aligned} \tau(z) &= c\sigma_{\text{T}} \int_t^{t_0} dt' n_e(t') \\ &= \frac{1.08 c\sigma_{\text{T}} X}{m_{\text{p}}} \int_z^0 dz \frac{dt}{dz} \rho_{\text{B}} F_{\text{HII}} \end{aligned} \quad (19)$$

$$= \tau^* \int_0^z dz' \frac{(1+z')^2}{(\Omega_{\text{m}}^0 (1+z')^3 + \Omega_{\Lambda}^0)^{1/2}} F_{\text{HII}}, \quad (20)$$

where

$$\tau^* = \frac{3H_0 X \Omega_{\text{B}}^0 \sigma_{\text{T}} c}{8\pi G m_{\text{p}}} \sim 0.056 \Omega_{\text{B}}^0 h. \quad (21)$$

The factor of 1.08 approximately accounts for the contribution of Helium reionization. Here we assume that HII and HeII fractions are identical and that the HeII to HeIII transition takes place at $z < 6$.

5 RESULTS

In Figure 1 we plot the mass fraction in type II, type Ia and type Ib halos, as a function of redshift z , for chi-squared distributions with different numbers of degrees of freedom ($\nu = 1, 10, 100, \infty$). We clearly see that the evolution of mass fraction with redshift becomes more gradual for smaller values of ν , thus making reionization a slower process in the non-Gaussian case. This can be confirmed in Figure 2 where we plotted the evolution of the corresponding ionized fraction of hydrogen as a function of redshift z , for two possible ionization histories (see Figure 2). In each case we required that reionization is completed by $z = 6.5$. The solid line represents a reionization model with no contribution from type II halos ($\epsilon_{\text{II}} = 0$), while the dotted line represents a model where type II halos are the dominant ionization source at high redshift ($\epsilon_{\text{II}} = 200$). As expected, the slower evolution of the mass fraction in type Ia, type Ib halos and type II halos with redshift at small ν is reflected in the evolution of ionized fraction of hydrogen, which also becomes a slower function of redshift.

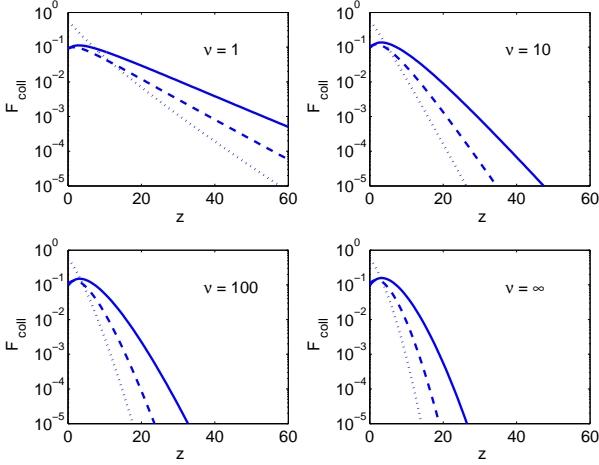


Figure 1. The evolution of the mass fraction, F_{coll} , in type II, type Ia and type Ib halos (solid, dashed and dotted lines respectively), as a function of redshift z , for chi-squared distributions with different numbers of degrees of freedom ($\nu = 1, 10, 100, \infty$).

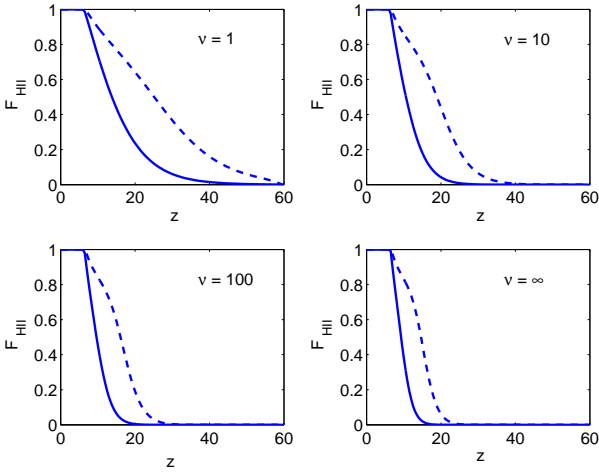


Figure 2. The evolution of the ionization fraction of hydrogen, F_{HII} , as a function of redshift, z , for the mass fractions considered in Fig. 1 and for two possible ionization histories. ϵ_{I} is chosen so that reionization is completed by $z = 6.5$. The solid and dotted lines represent reionization models with $\epsilon_{\text{II}} = 0$ (negligible contribution from type II halos) and $\epsilon_{\text{II}} = 200$ (type II halos are the main ionization source at high redshift) respectively. Here we assumed that the clumping factor, C_{HII} , is given by equation (17) with $\beta = 2$.

In Figure 3 we plot the optical depth due to Thomson scattering as a function of redshift, z . Here, we confirm the results of Haiman & Bryan (2006) showing that in order not to overproduce the optical depth, star formation in minihalos appears to have been suppressed even if we assume Gaussian fluctuations. As we decrease ν the need for this suppression increases dramatically.

In Figure 4 we show the impact of two different parametrizations for the evolution of the clumping factor ($\beta = 2$ and $\beta = 0$) on the reionization history of the Universe. We see that the poor knowledge of the redshift dependence of the clumping factor, $C_{\text{HII}}(z)$, introduces significant

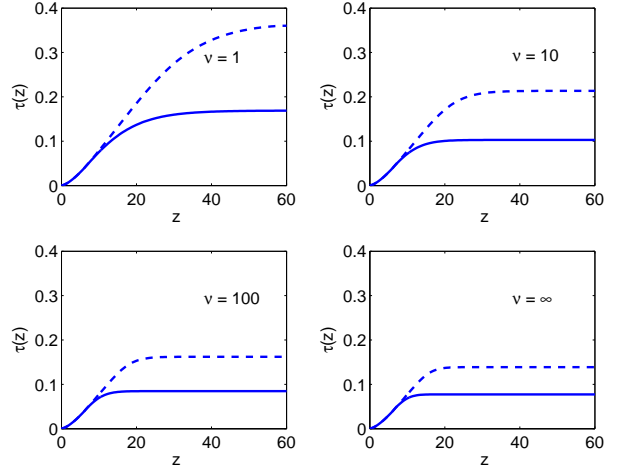


Figure 3. The optical depth due to Thomson scattering as a function of redshift, z , for the models considered in Fig. 2.

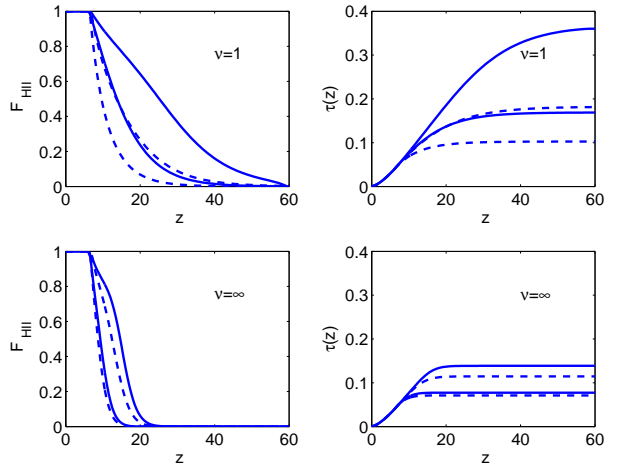


Figure 4. The evolution of the ionization fraction of hydrogen, F_{HII} , and the integrated optical depth due to Thomson scattering, τ , as a function of redshift, z , for a model with $\nu = 1$ (top) and a model with $\nu = \infty$ (bottom). Here we consider two possible ionization histories with $\epsilon_{\text{II}} = 0$ (negligible contribution from type II halos) and $\epsilon_{\text{II}} = 200$ (type II halos are the main ionization source at high redshift) and two different evolutions for the clumping factor parametrized by $\beta = 2$ (solid line) and $\beta = 0$ (dashed line).

uncertainties in the predicted reionization history, which become increasingly large at small ν .

Finally, in Figure 5 we plot the integrated optical depth (up to $z = 60$) due to Thomson scattering, τ , as a function of the number of χ^2 degrees of freedom considering different evolutions for the clumping factor parametrized by $\beta = 2$ (solid line), $\beta = 1$ (dashed line) and $\beta = 0$ (dotted line) and a reionization model with a negligible contribution from type II halos ($\epsilon_{\text{II}} = 0$). The horizontal stripe represents the range of τ allowed by the WMAP three-year data (at 68% confidence level). We see that given the model uncertainties reionization alone cannot yet rule out any value of ν with a significant degree of confidence.

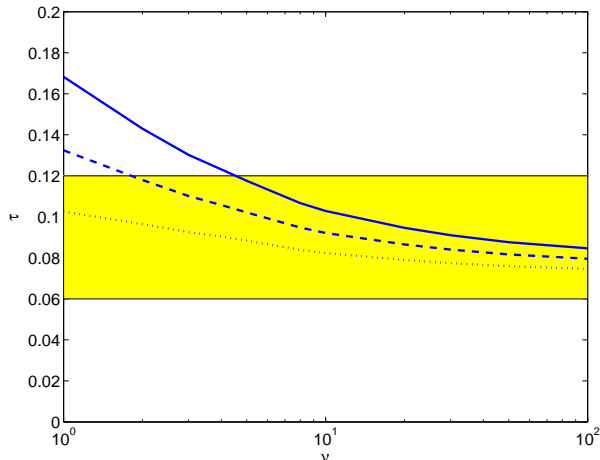


Figure 5. The integrated optical depth (up to $z = 60$) due to Thomson scattering, τ , as a function of the number of χ^2 degrees of freedom considering different evolutions for the clumping factor parametrized by $\beta = 2$ (solid line), $\beta = 1$ (dashed line) and $\beta = 0$ (dotted line) and a reionization model with $\epsilon_{\text{II}} = 0$. The horizontal stripe represents the range of τ allowed by the WMAP three-year data (at 68% confidence level).

6 CONCLUSIONS

We have investigated the possible impact of non-Gaussian density perturbations on the reionization history of the Universe in the context of cosmological models with non-Gaussian density fluctuations with a renormalized χ^2 probability distribution function parametrized by the number, ν , of degrees of freedom. We assumed a constant spectral index so that the amplitude of the density perturbations on the small scales relevant to reionization could be calibrated using the three-year WMAP results. We have confirmed the results of Haiman & Bryan (2006) suggesting a significant suppression of star formation in mini-halos.

We have also shown that the reionization history of the Universe is able to constrain the non-Gaussian nature of the density perturbations. However, we have seen that reionization alone is not yet able to rule out any value of ν (although very small values of ν appear to be disfavoured). Given that large deviations from a Gaussian probability distribution function on large cosmological scales are already excluded by the WMAP data, we conclude that unless the probability distribution function has a strong scale dependence the cosmic reionization constraints are not competitive with those coming from the cosmic microwave background anisotropies. Still, it is important to bear in mind that the scales probed by reionization are much smaller than those probed by the WMAP (or even Planck), and consequently the consistency is reassuring, in particular taking into account recent claims (Mathis, Diego & Silk 2004) of hints for non-Gaussianity on scales much larger than those relevant for reionization.

We should also emphasize that our assumption of a constant spectral index excludes an important class of models where the density field is the sum of Gaussian and non-Gaussian contributions with different power spectra. On large cosmological scales the non-Gaussian component is severely constrained and only very small deviations from Gaussianity are allowed. However, if the power spectrum of

the Gaussian contribution is steeper than that of the non-Gaussian one, as happens in hybrid models with both inflationary and defect perturbations, the non-Gaussian part may be the dominant component on small scales while being completely negligible on large cosmological scales.

Avelino & Liddle (2004) have recently shown that the reionization history of the Universe leads to stringent constraints on the energy scale of defects (see also Olum & Vilenkin 2006). However, since in that case the redshift at which the Universe becomes fully ionized no longer fixes the efficiencies of type I halos, the analysis is more dependent on the astrophysics of reionization. We shall return to this issue in a forthcoming publication.

ACKNOWLEDGMENTS

P.P.A. was supported by Fundação para a Ciência e a Tecnologia (Portugal) in the framework of the POCTI program, and A.R.L. by PPARC (UK). A.R.L. thanks Jerry Ostriker for a useful discussion.

REFERENCES

- Avelino P. P., de Carvalho J. P. M., 1999, *MNRAS*, 310, 1170
Avelino P. P., Liddle A. R., 2004, *MNRAS*, 348, 105
Avelino P. P., Viana P. T. P., 2000, *MNRAS*, 314, 354
Bardeen J. M., Bond J. R., Kaiser N., Szalay A. S., 1986, *ApJ*, 304, 15
Barkana R., Loeb A., 2001, *Physics Reports*, 349, 125
Becker R. H. et al., 2001, *AJ*, 122, 2850
Carroll S. M., Press W. H., Turner E. L., 1992, *ARA&A*, 30, 499
Cen R., 2003, *ApJ*, 591, L5
Chen X., Cooray A., Yoshida N., Sugiyama N., 2003, *MNRAS*, 346, L31
Chiu W. A., Fan X., Ostriker J. P., 2003, *ApJ*, 599, 759
Chiu W. A., Ostriker J. P., Strauss M. A., 1998, *ApJ*, 479, 490
Choudhury T. R., Ferrara A., 2006, *astro-ph/0603617*
Ciardi B., Ferrara A., White S. D. M., 2003, *MNRAS*, 344, L7
Eke V. R., Cole S., Frenk C. S., 1996, *MNRAS*, 282, 263
Fan X. et al., 2003, *AJ*, 125, 1649
Fan X. et al., 2005, *astro-ph/0512082*
Gnedin N. Y., Fan X., 2006, *astro-ph/0603794*
Gunn J. E., Peterson B. A., 1965, *ApJ*, 142, 1633
Haiman H., Bryan G. L., *astro-ph/0603541*
Haiman Z., Holder G. P., 2003, *ApJ*, 595, 1
Hui L., Haiman Z., 2003, *ApJ*, 596, 9
Inoue K. T., Nagashima M., 2002, *ApJ*, 574, 9
Jenkins A., Frenk C. S., White S. D. M., Colberg J. M., Cole S., 2001, *MNRAS*, 321, 372
Kogut A. et al., 2003, *ApJS*, 148, 161
Lucchin F., Matarrese S., 1988, *ApJ*, 330, 535
Mathis H., Diego J. M., Silk J., 2004, *MNRAS*, 353, 681
Melchiorri A., Choudhury T. R., Serra P., Ferrara A. N., 2005, *MNRAS*, 364, 873
Olum K. D., Vilenkin A., 2006, *astro-ph/0605465*
Page L. et al., 2006, *astro-ph/0603450*
Press W. H., Schechter P., 1974, *ApJ*, 187, 425
Robinson J., Baker J. E., 2000, *MNRAS*, 311, 781
Spergel D. N. et al., 2006, *astro-ph/0603449*
Spergel D. N. et al., 2003, *ApJS*, 148, 175
Sugiyama N., 1995, *ApJS*, 100, 281
White R. L., Becker R. H., Fan X., Strauss M. A., 2003, *AJ*, 126, 1
Wyithe S., Loeb A., 2006, *astro-ph/0603550*