

Dark matter clustering: a simple renormalization group approach

Patrick McDonald*

Canadian Institute for Theoretical Astrophysics, University of Toronto, Toronto, ON M5S 3H8, Canada

(Dated: December 2, 2024)

I compute a renormalization group (RG) improvement to the standard beyond-linear-order Eulerian perturbation theory (PT) calculation of the power spectrum of large-scale density fluctuations in the Universe. At $z = 0$, for a power spectrum matching current observations, lowest order RGPT appears to be as accurate as one can test using existing numerical simulation-calibrated fitting formulas out to at least $k \simeq 0.3 h \text{ Mpc}^{-1}$. In contrast, standard PT breaks down virtually as soon as beyond-linear corrections become non-negligible, on scales even larger than $k = 0.1 h \text{ Mpc}^{-1}$. This extension in range of validity could substantially enhance the usefulness of PT for interpreting baryonic acoustic oscillation surveys aimed at probing dark energy, for example. I show that the predicted power spectrum converges at high k to a power law with index given by the fixed-point solution of the RG equation. I discuss many possible future directions for this line of work. The paper should be easily readable without any prior knowledge of RG methods.

PACS numbers: 98.65.Dx, 05.10.Cc, 95.35.+d, 98.80.Es

I. INTRODUCTION

Statistics of the large-scale density fluctuations in the Universe provide an invaluable source of information on the very early Universe, where the initial density perturbations that grow by gravitational instability were created, and on the material content and gravitational laws of the Universe, which determine the growth of structure and how it looks to us from a distance [1]. The standard practical toolbox we use for interpreting observations consists of linear theory on very large scales or at very early times [2], and everywhere else numerical simulations which compute the fully non-linear evolution of a realization of the density field in a patch of Universe. Fitting formulas, motivated by physical intuition but ultimately heuristic, are often used to more efficiently interpolate between simulation results [3, 4].

Beyond linear order perturbation theory (PT) has been considered for a long time [5, 6, 7, 8, 9, 10, 11], but does not currently play an important role in our interpretation of precision observations (see [12] for a thorough review of large-scale structure perturbation theory). The desire to measure dark energy properties using observations of baryonic acoustic oscillation features [13, 14, 15, 16, 17, 18, 19, 20, 21, 22, 23, 24, 25, 26], which fall more or less exactly in the range of scales where higher order perturbation theory may be most useful, gives this line of work much more pressing practical relevance than it has had in the past [27]. More traditional uses of galaxy clustering to measure the shape of the initial power spectrum, long reliant on the assumption that galaxy power is simply proportional to linear mass power, have also reached the point where weakly non-linear effects are a substantial limitation [28, 29]. Additionally, other probes of large-scale structure like the Ly α forest [30, 31], weak lensing [32], galaxy cluster/Sunyaev-Zel'dovich effect (SZ) measurements [33], and possibly future 21cm surveys [34] could all benefit from improved computational techniques.

The problem with higher order perturbation theory is that it does not work very well in exactly the regime where it could currently be most useful: at low redshift and wavenumber $k \sim 0.1 h \text{ Mpc}^{-1}$, where galaxy clustering is significantly but still only weakly non-linear [35]. Recently, [36, 37] proposed a renormalization technique aimed at improving PT calculations. They re-sum an infinite series of perturbation theory terms (Feynman diagrams) which determine the memory of perturbations to initial conditions as a function of scale (see also [38]). This method is apparently computationally difficult because they have not yet computed a power spectrum using it. The renormalization group (RG) method I present here is different, but surely related, as I discuss below. There has been some work toward using RG techniques to model large-scale structure [39, 40, 41]. The methods used are different than mine, and fairly complicated to the point where they have not yet seen much practical application for comparison with observations.

My implementation of the RG is inspired more by its use for dealing with secular divergences in perturbative solutions of differential equations [42, 43] than by the probably better known applications in high energy and statistical

*Electronic address: pmcdonal@cita.utoronto.ca

physics [44, 45, 46, 47], although all of these uses are related. The basic idea is to identify a quantity in the problem that is not directly observable and modify it to remove catastrophic breakdowns in the perturbation theory, leading to a well-behaved renormalized observable. In this paper I renormalize the initial (linear theory) power spectrum to remove the relative (not actually infinite for realistic power spectra) divergence of the lowest order correction to linear theory.

After first posting this paper, I found a relatively readable clarification and explanation of the meaning of the method of [42, 43] given by [48, 49]. This should be useful to the reader who is unsatisfied with my presentation, or wants to extend it. During the last several years, [50, 51, 52, 53, 54, 55, 56] have extended and generalized this dynamical renormalization group method to compute the real time evolution of expectation values of quantum fields.

The rest of the paper is as follows: In §II I derive a simple formula for the RG-improved power spectrum of mass density fluctuations. In §III I show numerical results and compare them to standard PT and fitting formulas calibrated using simulations. Finally, in §IV I discuss possible future directions for this kind of work.

II. CALCULATION

In this section I present the basic calculation. In §II A I review standard Eulerian perturbation theory, and in §II B I apply the renormalization group improvement.

A. Standard Eulerian perturbation theory

We are interested in the statistics of the mass density field, $\delta(\mathbf{x}, \tau) = \rho(\mathbf{x}, \tau)/\bar{\rho} - 1$, with Fourier transform $\delta(\mathbf{k}, \tau) = \int d^3\mathbf{x} \exp(i\mathbf{k} \cdot \mathbf{x}) \delta(\mathbf{x}, \tau)$, where \mathbf{x} is the comoving position and $\tau = \int dt/a$ is the conformal time, with $a = 1/(1+z)$ the expansion factor. In particular, I will compute the power spectrum, $P(k, \tau)$, defined by

$$\langle \delta(\mathbf{k}, \tau) \delta(\mathbf{k}', \tau) \rangle = (2\pi)^3 \delta_D(\mathbf{k} + \mathbf{k}') P(k, \tau) \quad (1)$$

For now I will assume only cold dark matter, i.e., collisionless particles with insignificant initial velocity dispersion. The exact evolution is described by the Vlasov equation [5]

$$\frac{\partial f}{\partial \tau} + \frac{1}{a m} \mathbf{p} \cdot \nabla f - a m \nabla \phi \cdot \nabla_{\mathbf{p}} f = 0, \quad (2)$$

with

$$\nabla^2 \phi = 4 \pi G a^2 \bar{\rho} \delta, \quad (3)$$

where $f(\mathbf{x}, \mathbf{p}, \tau)$ is the particle density at phase-space position (\mathbf{x}, \mathbf{p}) , m is the particle mass (which plays no role in the final results), and $\mathbf{p} = a m \mathbf{v}$ (\mathbf{v} here is a particle's peculiar velocity, not to be confused with the mean peculiar velocity used everywhere else). Except when otherwise indicated $\nabla = \partial/\partial \mathbf{x}$. The density field is obtained by averaging the distribution function over momentum:

$$\rho(\mathbf{x}, \tau) = m a^{-3} \int d^3 p f(\mathbf{x}, \mathbf{p}, \tau), \quad (4)$$

and the bulk (mean) velocity and higher moments of the velocity distribution e.g., the dispersion of particle velocities around their bulk velocity, can be similarly obtained. As discussed by [5], taking moments of Eq. (2) with respect to momentum leads to a hierarchy of evolution equations for these quantities. Dropping the higher moments of the velocity distribution gives the usual hydrodynamic equations for density and bulk velocity:

$$\frac{\partial \delta}{\partial \tau} + \nabla \cdot [(1 + \delta) \mathbf{v}] = 0, \quad (5)$$

and

$$\frac{\partial \mathbf{v}}{\partial \tau} + \mathcal{H} \mathbf{v} + (\mathbf{v} \cdot \nabla) \mathbf{v} = -\nabla \phi, \quad (6)$$

where $\mathcal{H} = d \ln a / d\tau = aH$ with H the usual Hubble parameter.

I wrote the Vlasov equation instead of cutting straight to the hydrodynamic equations in part to note one fact, which is surely known to experts (e.g., [57]), but may not be universally recognized: dropping higher moments of

the velocity distribution, also known as the single-stream approximation, is not really an added approximation in the standard Eulerian perturbation theory that I will be discussing. One can easily include these moments as variables in the calculation, but the lowest order evolution equations for them contain only a Hubble drag term, so any initial velocity dispersion will self-consistently disappear from the perturbation theory. Furthermore, higher order equations contain no source terms, e.g., if the velocity dispersion is initially zero it can never become non-zero. This is a vexing problem, which I will not solve directly in this paper, because stream crossing is clearly ubiquitous in the real Universe.

Perturbation theory consists of writing the density and velocity fields as a series of terms of at least formally increasing order of smallness, i.e., $\delta = \delta_1 + \delta_2 + \delta_3 + \dots$. The evolution equations are solved order-by-order, with lower order solutions appearing as sources in the higher order equations so that δ_n is of order δ_1^n [12]. The power spectrum for Gaussian initial conditions is given by

$$\langle \delta(\mathbf{k})\delta(\mathbf{k}') \rangle = \langle \delta_1(\mathbf{k})\delta_1(\mathbf{k}') \rangle + \langle \delta_1(\mathbf{k})\delta_3(\mathbf{k}') \rangle + \langle \delta_3(\mathbf{k})\delta_1(\mathbf{k}') \rangle + \langle \delta_2(\mathbf{k})\delta_2(\mathbf{k}') \rangle + \dots \quad (7)$$

where no terms 3rd order in δ appear because the expectation value of any term cubic in a Gaussian field is zero.

At this point I assume an Einstein-de Sitter Universe for simplicity, and define

$$P(k, \tau) = D^2(\tau)P_{11}(k) + D^4(\tau)[P_{13}(k) + P_{22}(k)] + \dots, \quad (8)$$

where $D(\tau) = \delta_1(\tau)/\delta_{\text{initial}}$ is the linear theory growth factor. The Einstein-de Sitter assumption is needed to avoid more complicated time dependence of P_{13} and P_{22} , but the real Universe is of course not Einstein-de Sitter. Fortunately, this is not a significant problem because, to percent level accuracy [27], the effect of changing the background model can be included by simply using the correct linear growth factor in Eq. (8). I will sometimes refer to P_{13} and P_{22} as 2nd order, meaning in the initial power spectrum amplitude, not to be confused with the fact that they are 4th order in δ_1 and require calculating the evolution of δ to 3rd order, i.e., δ_3 . [58] derived the following useful form of the equations for $P_{13}(k)$ and $P_{22}(k)$:

$$P_{13}(k) = \frac{k^3 P_{11}(k)}{252 (2\pi)^2} \int_0^\infty dr P_{11}(kr) \left[\frac{12}{r^2} - 158 + 100r^2 - 42r^4 + \frac{3}{r^3} (r^2 - 1)^3 (7r^2 + 2) \ln \left| \frac{1+r}{1-r} \right| \right] \quad (9)$$

and

$$P_{22}(k) = \frac{k^3}{98 (2\pi)} \int_0^\infty dr P_{11}(kr) \int_{-1}^1 dx P_{11} \left[k (1 + r^2 - 2rx)^{1/2} \right] \frac{(3r + 7x - 10rx^2)^2}{(1 + r^2 - 2rx)^2}. \quad (10)$$

Note that, due to many cancellations, these terms are not as divergent as they might appear at first glance, their sum being convergent at high k for power law $P_{11}(k)$ with $n = d \ln P / d \ln k < -1$ and at low k when $n > -3$ [58]. Their sum is zero for $n \simeq -1.4$ [12], a fact that will have interesting consequences for our RG calculation.

B. Renormalization group improvement

The problem with the standard calculation outlined in §II A, which leads us to renormalization, is that the 2nd term in Eq. (8) diverges relative to the first (although it does not literally become infinite for realistic power spectra), at increasingly large scales (small k) as time progresses. We employ a renormalization group calculation to cure this divergence, following, for example, [42].

To simplify the presentation of the calculation, I rewrite Eq. (8) in a more compact, schematic form,

$$\tilde{P}(k, \tau) \simeq P_L(k) + A [P_L^2](k), \quad (11)$$

where $A \propto D^2(\tau)$, $\tilde{P}(k, \tau) \equiv P(k, \tau)/A$, $P_L(k)$ is the initial condition power, and $[P_L^2](k) \equiv P_{13}(k) + P_{22}(k)$ is the higher order correction term, which is quadratic in $P_L(k)$, as given by Eqs. (9) and (10). I now follow the method described in [42] to deal with the problem of the 2nd order term becoming too large. I rewrite $A = A - A_\star + A_\star$, where A_\star is just an arbitrary constant, so that

$$\tilde{P}(k, \tau) = P_L(k) + A_\star [P_L^2](k) + (A - A_\star) [P_L^2](k). \quad (12)$$

I then absorb the constant $A_\star [P_L^2](k)$ into the initial conditions, $P_L(k)$, defining the renormalized initial conditions $P_\star(k, A_\star)$, so that

$$\tilde{P}(k) = P_\star(k, A_\star) + (A - A_\star) [P_\star^2](k), \quad (13)$$

where I can freely replace P_L with P_* in the 2nd term because the change is formally 3rd order (in the initial power spectrum amplitude). The observable power spectrum $\tilde{P}(k)$ obviously must be independent of the completely artificial constant A_* , so I impose $d\tilde{P}(k)/dA_* = 0$ and find

$$\frac{dP_*(k, A_*)}{dA_*} = [P_*^2](k), \quad (14)$$

where I have dropped the derivative of $[P_*^2](k)$ because it is higher order (this is seen to be self-consistent from Eq. 14 itself). This equation is easy enough to solve numerically, given $P_*(k, A_*)$ at some value of A_* . Since A_* is completely arbitrary, I will in the end choose $A_* = A$, removing the 2nd term in Eq. (13) entirely. The result for $\tilde{P}(k, \tau)$ is then simply $P_*(k, A_* = A)$, obtained by solving Eq. (14). To reproduce the linear theory result at very early times, the initial conditions for the solution of Eq. (14) must be $P_*(k, A_* = 0) = P_L(k)$.

III. RESULTS

In Figs. 1-4 I show the results obtained by solving Eq. (14). As discussed above, I am assuming an Einstein-de Sitter Universe for the background time evolution, to avoid even small time dependence of the $[P_L^2](k)$ term. I compare to the simulation-calibrated fitting formulas of [3], including both their implementation of the formula from Peacock and Dodds (hereafter PD96) [59] (note that they did not redetermine the parameters using their expanded set of simulations) and their newer HALOFIT formula. These formulas were not calibrated for models with baryonic acoustic oscillations, so I compare using their standard transfer function from [60]. I choose parameters to produce a power spectrum similar to recent best fits to observations [1]: $\sigma_8 = 0.85$, $n = 0.96$, and $\Gamma = 0.15$. I reiterate that this Γ is chosen to give the closest possible match to the best fit power spectrum from [1], i.e., it has nothing to do with the Einstein-de Sitter background evolution, and is less than $\Omega_m h$ in the concordance model because of broad-band baryonic power suppression which is not otherwise included in the transfer function of [60].

Figure 1(a) shows essentially perfect (better than percent level) agreement at $z = 0$ between RGPT and the Peacock and Dodds fitting formula [59] for $k \lesssim 0.3 h \text{ Mpc}^{-1}$. I note here that [3]'s HALOFIT formula is not suitable for testing perturbation theory at low- k because the fit was actually constrained by PT calculations for $k < 0.1 h \text{ Mpc}^{-1}$ (R. E. Smith, private communication). Note additionally that there will be some leakage of influence of this constraint to higher k , because the fitting formula is forced to be a smooth function. It is always possible that the startlingly perfection of the agreement with PD96 is partially a coincidence, because we have no reason to expect their formula itself to be accurate to this level, but in any case it is clear that RGPT is a significant improvement over standard PT.

Figure 1(b) shows the comparison at $z = 0$ again, with rescaled axes, this time focusing on higher k , including deep in the non-linear regime. I note optimistically that, while the prediction is not precise at high k , it continues to be a dramatic improvement over linear theory, i.e., even when the non-linear power is a factor of ~ 10 greater than the linear power, the perturbation theory result correctly accounts for most of the difference. If similar improvements are obtained at each additional order of perturbation theory, one could imagine converging quickly to a reasonably precise result.

One of the notable features of the results is their convergence at high k to the $d \ln P / d \ln k \simeq -1.4$ fixed point of Eq. (14), where the 2nd order PT term vanishes for a pure power law power spectrum [11]. At $z = 0$ this limit is reached for $k \gtrsim 0.3 h \text{ Mpc}^{-1}$, while at earlier times it is only reached at higher k (e.g., $k \gtrsim 3 h \text{ Mpc}^{-1}$ at $z = 3$). Qualitatively, this seems like a positive development. Whatever small-scale structure exists initially, it appears to be effectively taken out of play. This may alleviate one common worry about this kind of PT, that one is integrating over high- k modes that are highly non-linear, violating the premise of the perturbation theory. This fixed point behavior provides another reason to hope that higher order calculations can significantly extend the range of accuracy of the calculation: it may be that the high k behavior of $P(k)$ can be thought of as a slow rolling with scale, as higher order terms become important, of this kind of fixed point power law.

Figure 2 shows the comparison at $z = 1$, a typical redshift for planned galaxy redshift surveys aimed at measuring the baryonic acoustic oscillation feature [22]. As at $z = 0$, RGPT agrees well with the fitting formulas in the mildly non-linear regime, although now the agreement is better with HALOFIT than PD96 at the high k end of this regime. An optimistic interpretation of this figure would be that PD96 is more accurate at low k , because it was not constrained by standard PT, but HALOFIT becomes more accurate at higher k , as the authors [3] claim it should be. Dedicated numerical simulations and/or higher order PT calculations testing convergence are needed to determine the true power. Figure 2b again shows that the RGPT prediction traces the fitting formulas reasonably well deep into the highly non-linear regime. In this case, the agreement is actually as good as the agreement between the two fitting formulas, out to $k \sim 5 h \text{ Mpc}^{-1}$.

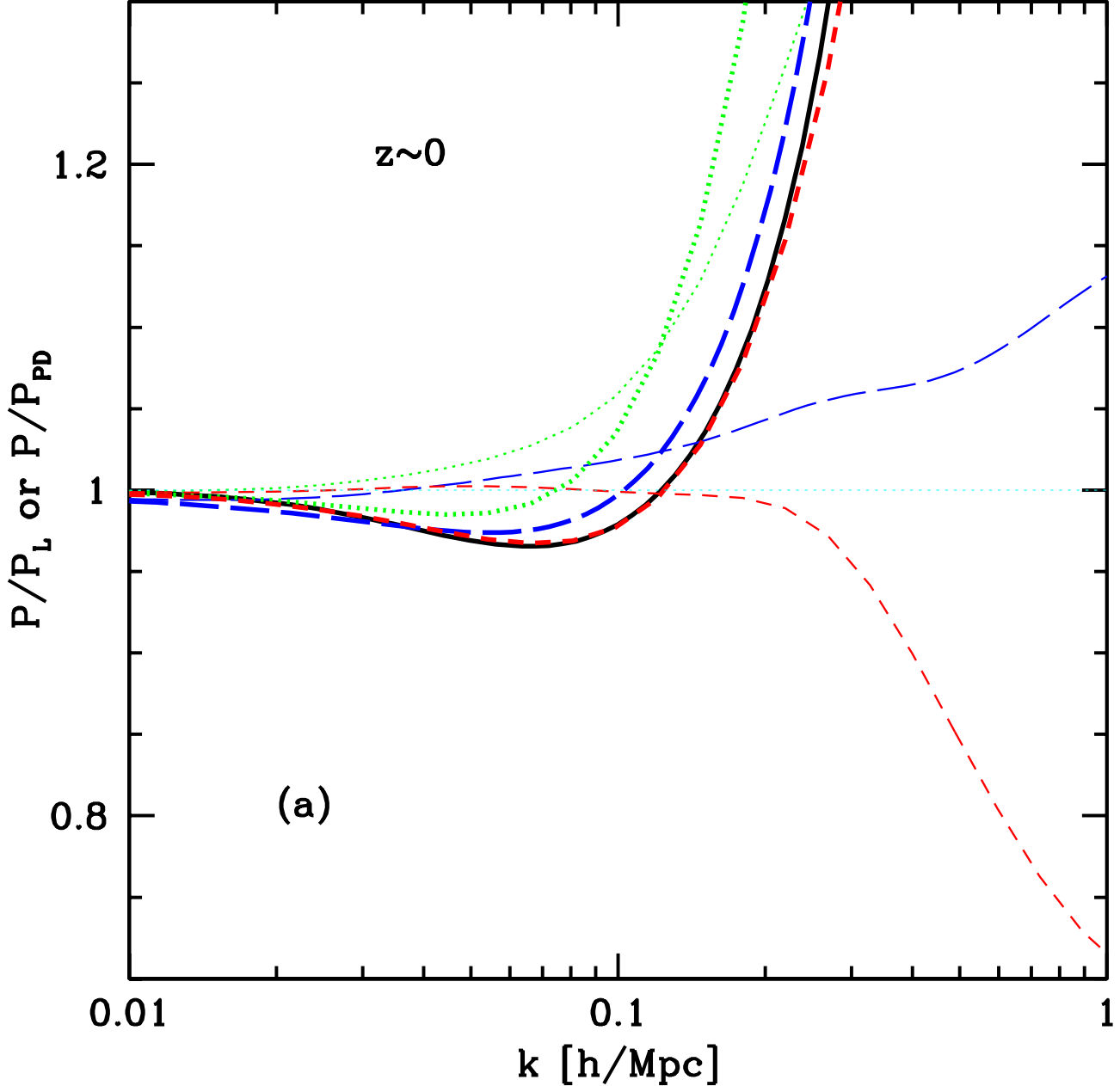
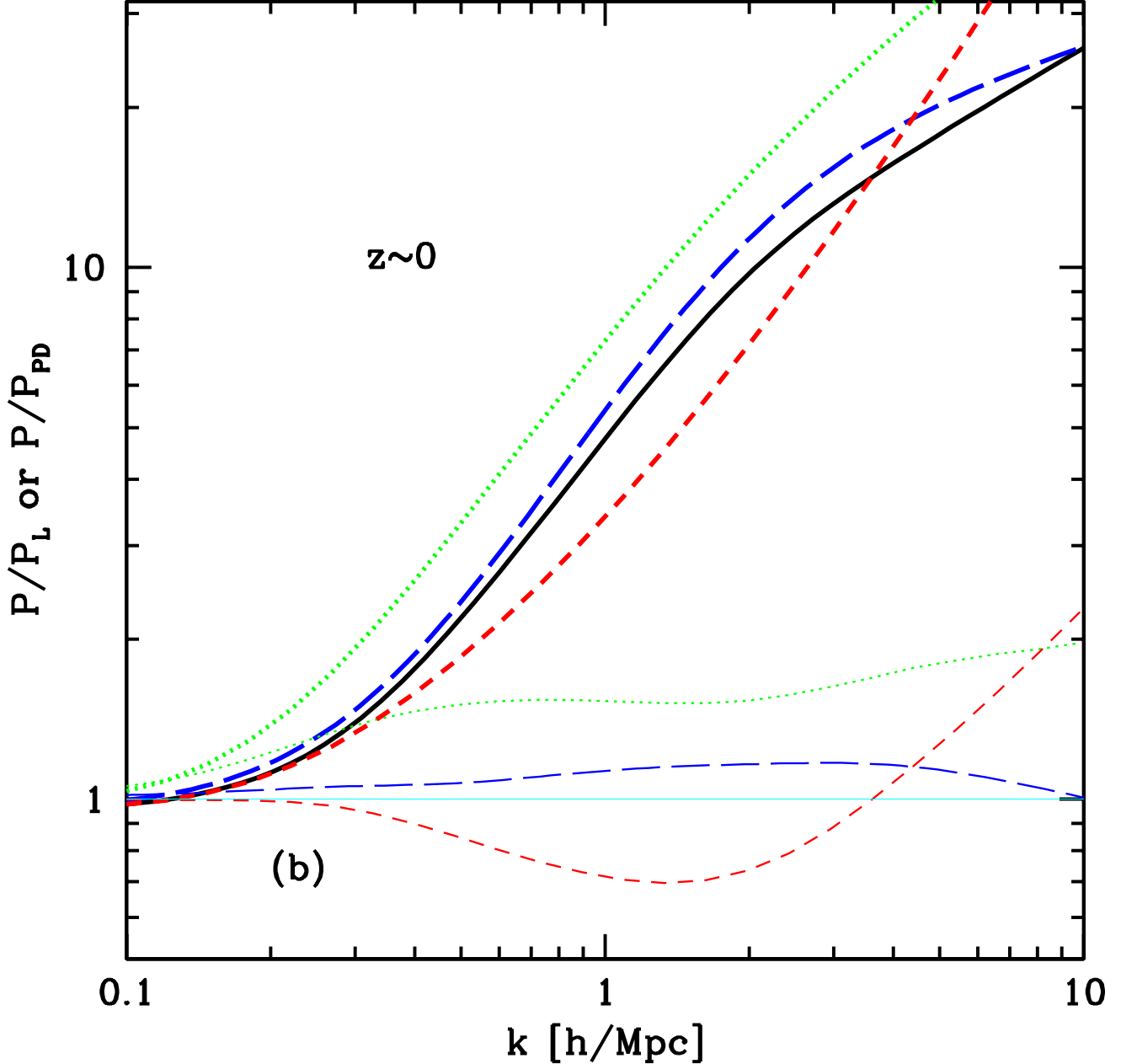


FIG. 1: Thick lines show $P(k)/P_L(k)$ at $z = 0$ for the Peacock and Dodds (PD96) fitting formula [59] (black, solid), [3]’s HALOFIT formula (blue, long-dashed), the RG-improved PT of this paper (red, short-dashed), and standard PT (green, dotted). Thin lines show the other cases divided by the prediction of PD96. (a) and (b) are similar except for the axis scales. Note that standard PT was used to calibrate HALOFIT at $k < 0.1 h \text{ Mpc}^{-1}$.

Moving on to $z = 3$, relevant to the $\text{Ly}\alpha$ forest [61, 62, 63], and again potentially future galaxy redshift surveys [22], we see clear deviation between the PT predictions and the fitting formulas, even in the weakly non-linear regime. This is especially puzzling considering that the RG and standard version of PT actually give very similar predictions in the weakly non-linear regime. This agreement means that the higher order terms that are being effectively re-summed by the RG calculation are not important, which one would think meant that other missing higher order terms should also be unimportant. Considering the substantial disagreement between the two fitting formulas at very low k , I am not ready to conclude that PT is wrong. It may be that the fitting formulas were not well-calibrated in this regime.



Focused simulations are needed to test this. Deeper in the non-linear regime at $z = 3$, Fig. 3(b) shows that the effect of renormalization becomes substantial, and that RGPT agrees quite well with HALOFIT, while both disagree significantly with PD96. The optimistic reading is that RGPT is very successful, but considering my willingness to dismiss HALOFIT in the weakly non-linear regime, it is probably best to wait for more simulations and/or higher order PT calculations before becoming too pleased with RGPT.

Finally, we consider $z = 6$. In the weakly non-linear regime shown in Fig. 4(a), RG and standard PT are essentially identical, and agree quite well with PD96. HALOFIT differs substantially, so again the results are ambiguous. The same can be said for the non-linear regime in Fig. 4(b), where the fitting formulas disagree substantially.

I will discuss these results further in the next section.

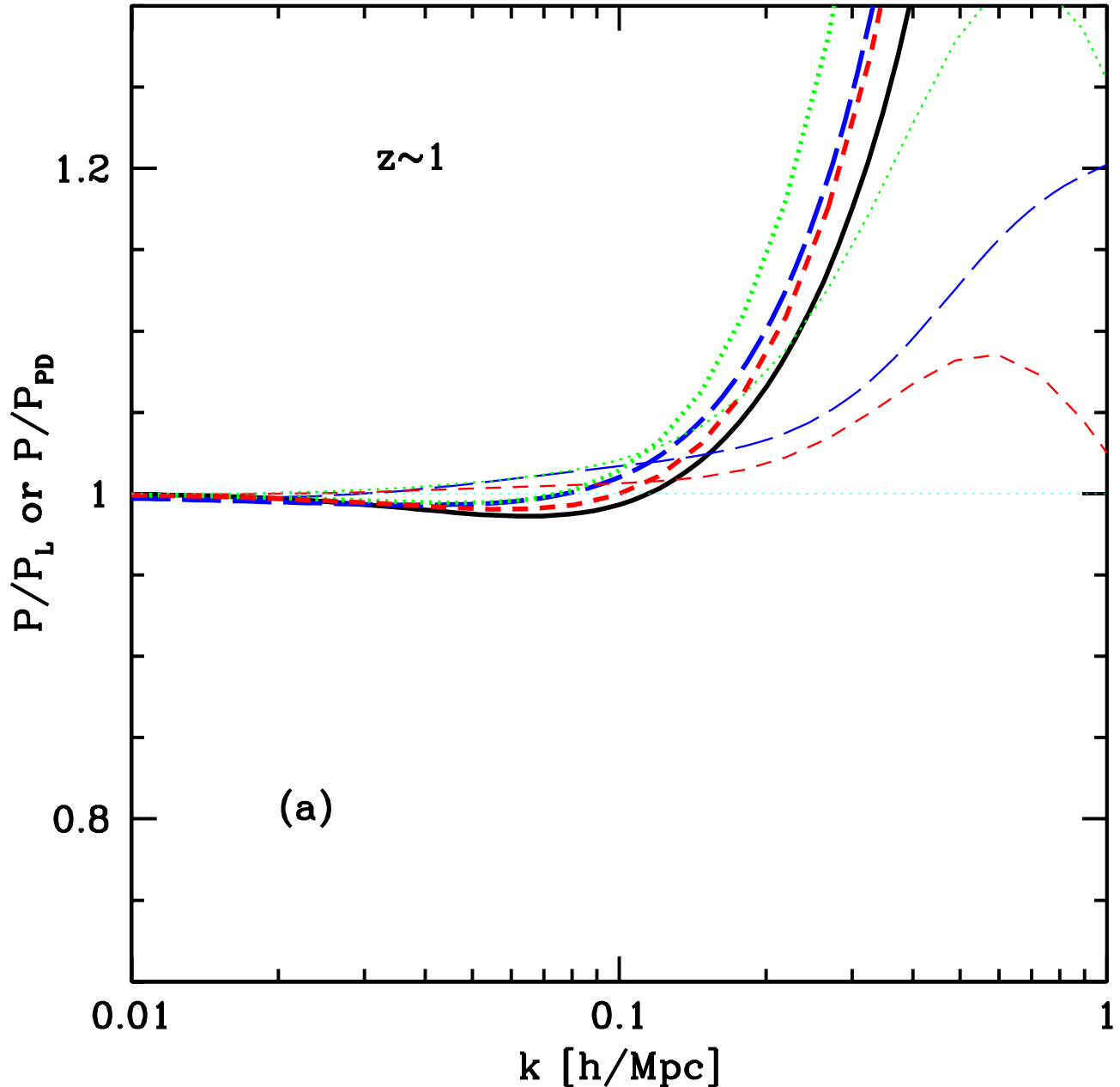
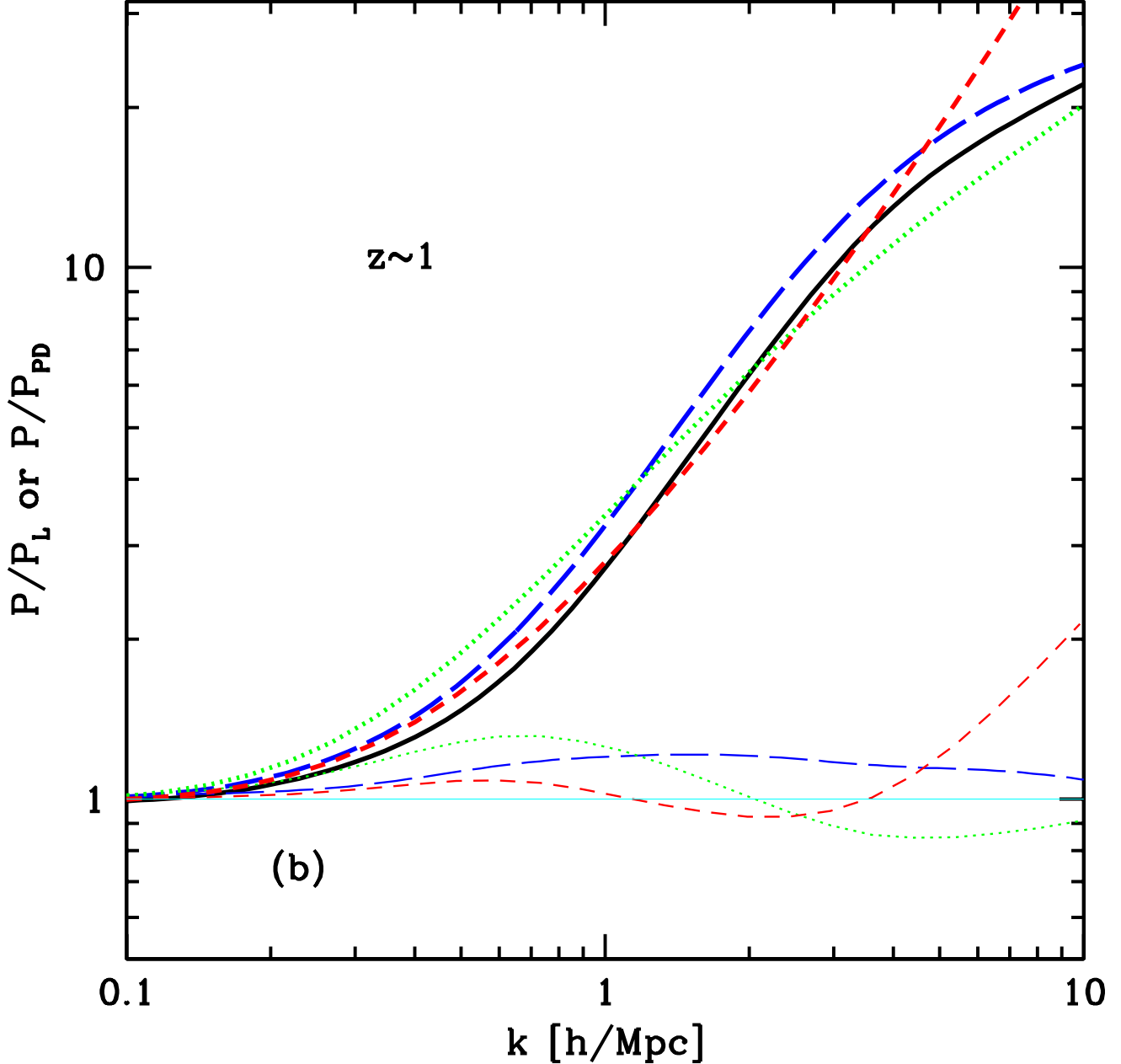


FIG. 2: As Fig. 1 except at $z \sim 1$. We label this and subsequent $z > 0$ figures by the redshift at which the amplitude of the linear theory power in a flat Λ CDM model with $\Omega_m = 0.281$ matches the amplitude in the calculation. The actual redshift in the EdS model used for the calculation is somewhat lower (e.g., for equal $z = 0$ linear power, $z = 1$ in the realistic Λ CDM model corresponds to $z = 0.61$ in the EdS model).

IV. DISCUSSION AND SPECULATION

The central result of this paper is Eq. (14), the RG equation for the renormalized power spectrum, demonstrated in Fig. 1(a) to give very accurate results for the power spectrum in the quasi-linear regime at low redshift, where standard PT performs poorly. It is clear from Figs. 1-4 that the RG improvement to standard PT is generally helpful, in both the weakly and strongly non-linear regimes. Except in the most challenging case of $z = 0$ and high k , the simulation-calibrated fitting formula predictions of Peacock and Dodds [59] and HALOFIT [3] are sufficiently



contradictory that it is not completely obvious that they are more reliable than RGPT.

It is possible that this method will turn out to be a computational curiosity, maybe leading to improved a posteriori understanding of what we see in simulations, but unable to achieve sufficient accuracy for practical problems, and thus leading to little fundamental change in how we carry out precision cosmology measurements. (It may appear that the method is guaranteed to be useful for describing weakly non-linear galaxy clustering, but this could still be foiled by bias and redshift-space distortions, which I discuss below.) On the other hand, I hope that this line of work is only in its infancy, and will lead to a diversification of computational methods, beyond standard N-body simulations. I am distinguishing here between systematic approximation methods and heuristic ones like the halo model, which rely heavily on calibration by simulations. One of the implicit goals of this work has been is to avoid any “creative” approximations, meaning ones where the path to improved accuracy is unclear. Creativity can sometimes be good, but it is like an addictive drug: once you start using it, you can’t stop (i.e., each improvement requires more creativity). More seriously, a good quality for an approximation to have is a clear limit in which it can be expected to return to

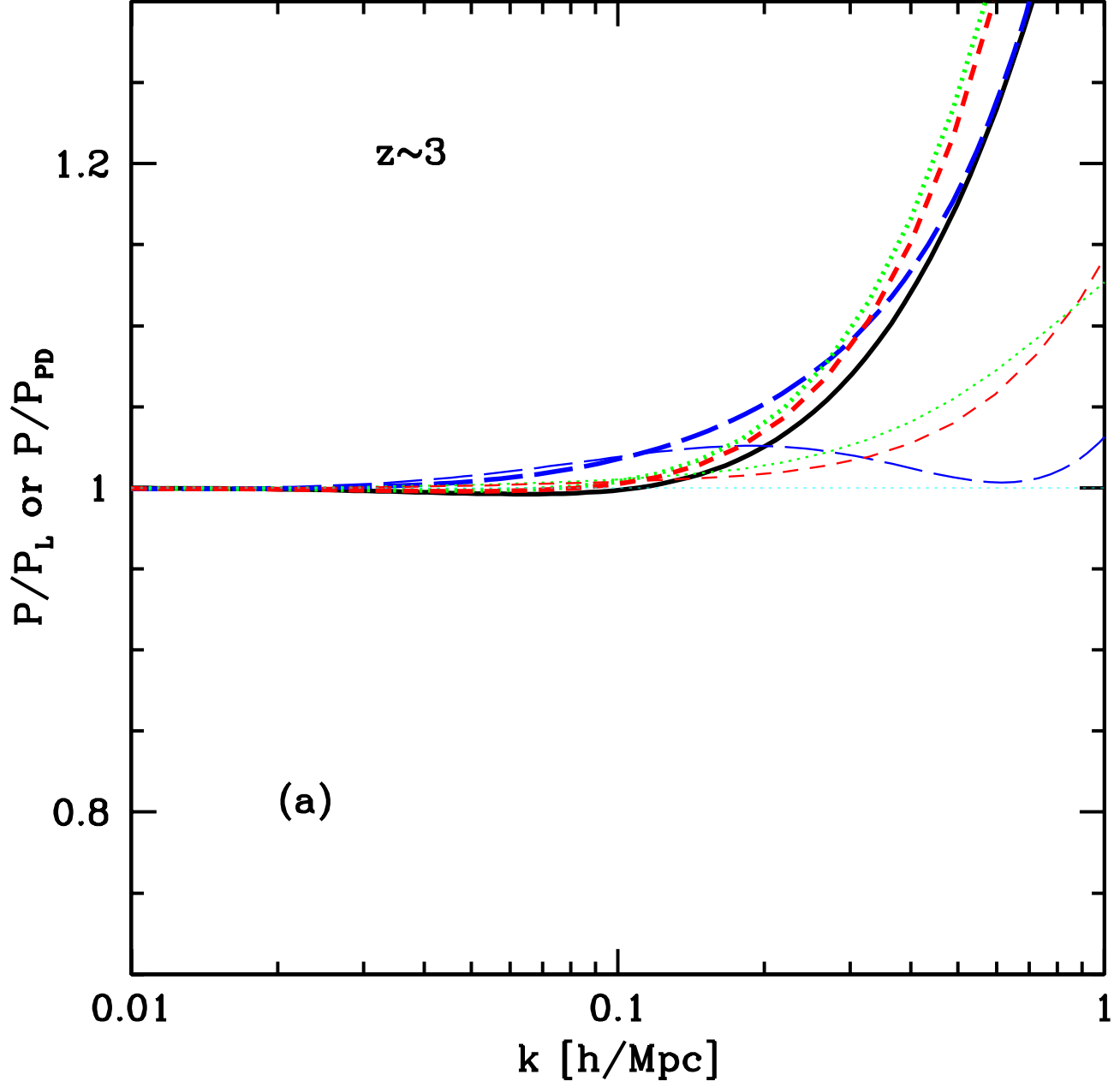
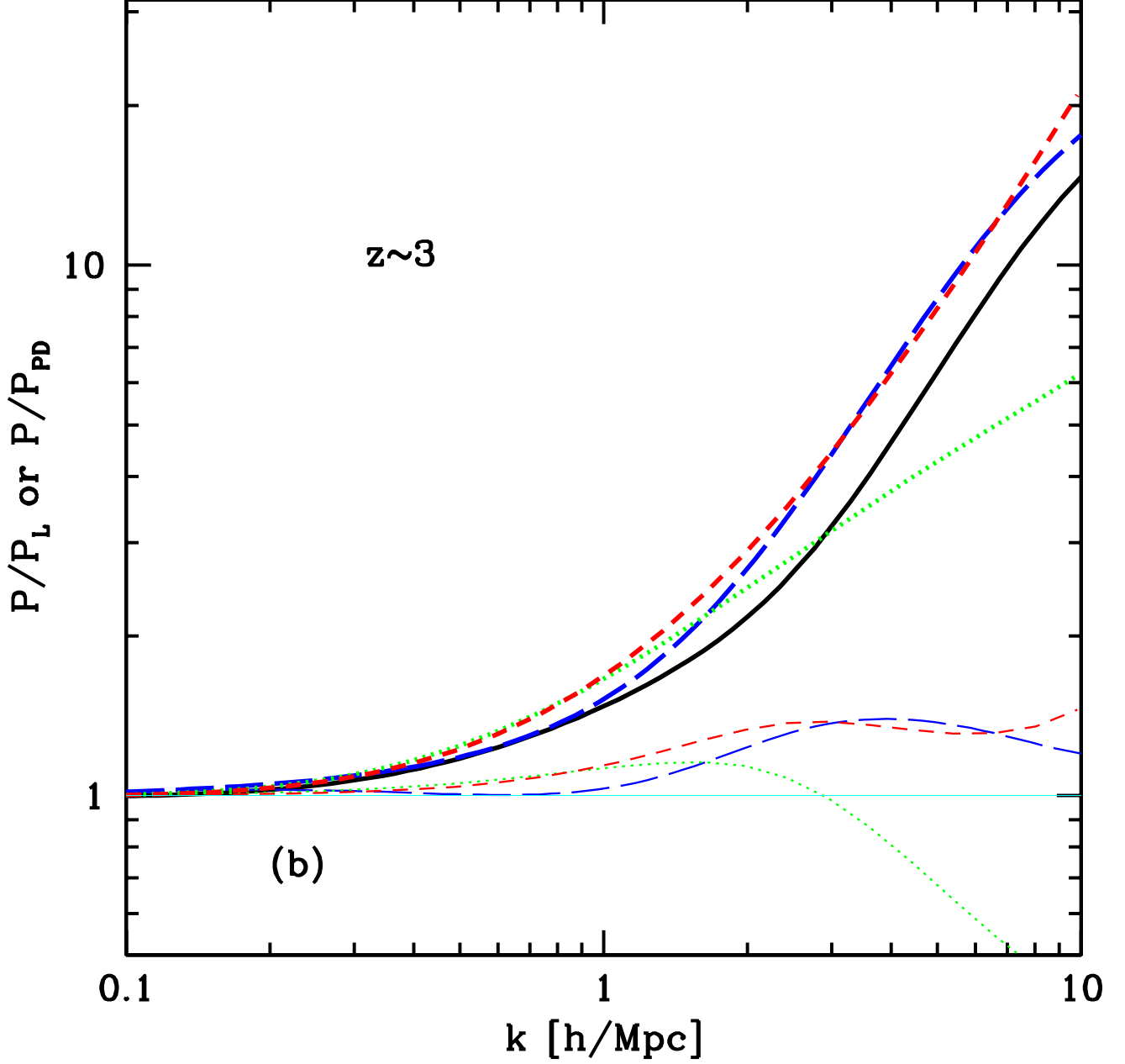


FIG. 3: As Fig. 1 except at $z \sim 3$ ($z = 2.08$ in the EdS model).

the exact result. Note that standard simulations are themselves exactly the kind of systematic approximation that I would like to see more of. Simulating a finite volume with a finite number of particles and limited force resolution are all approximations, but each can be tested for convergence as their controlling parameters are changed.

With the hope of stimulating further work, I now discuss a variety of possible directions that could be pursued, although I can't guarantee that all of these are good ideas:

First of all, brute force computation to higher order in perturbation theory should produce more accurate results. It seems likely that the $n \simeq -1.4$ fixed point power spectrum will give way to some different fixed point with increasing k , when higher order terms are included. The fact that the current calculation is a substantial improvement over linear theory at all k (as opposed to diverging wildly at some point), well beyond the scale where it is no longer very precise, makes me hopeful that each additional order could extend the effective scale significantly. The possibility of



estimating the errors in the calculation by comparing results at different orders is an equally strong motivation for going to higher order. [In the same sense, the present calculation should show where linear theory breaks down much more accurately than the common practice of guessing based on the value of $\Delta^2(k) = k^3 P_L(k)/2\pi^2$.]

These calculations give clear motivation and targets for high accuracy simulation work. RGPT, being a first principles method containing the possibility of internal error control, may in places lead the comparison rather than simply being tested itself. If a higher order of PT is computed, and the results agree between different orders to some level of precision, it is reasonable to expect that the result is correct, independent of simulations. (Missing higher moments of the particle velocity distribution function may be a loophole in this argument, as I discuss below.) With the fixed-point power law $n \simeq -1.4$ in mind, it may be interesting to look more carefully at the evolution of the logarithmic slope of the power spectrum with time and scale in simulations.

Abandoning the first principles philosophy, RGPT results may provide a useful template for a new simulation fitting formula. Because the errors in RGPT are not too large, and should be slowly varying functions of k and cosmological

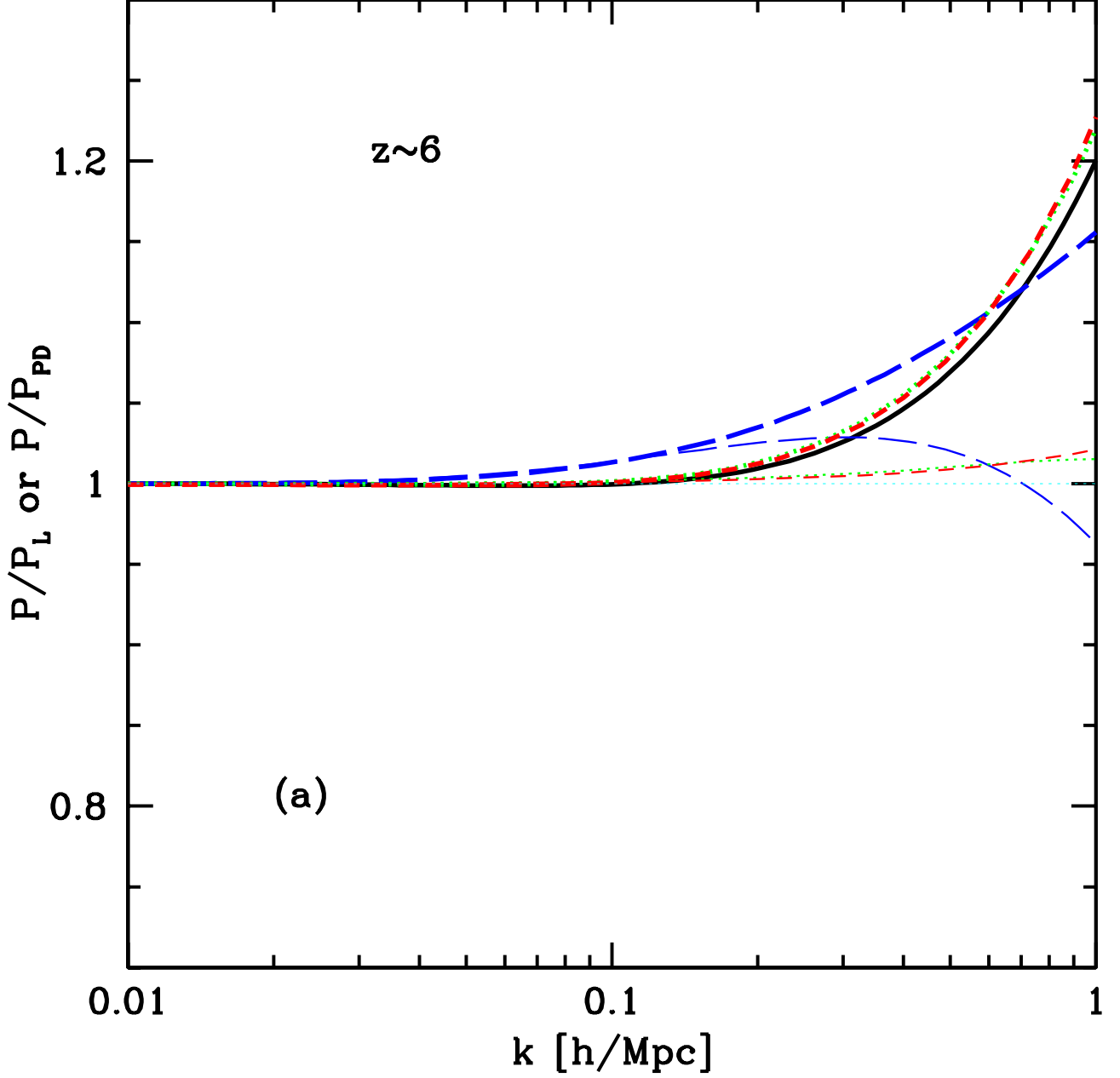
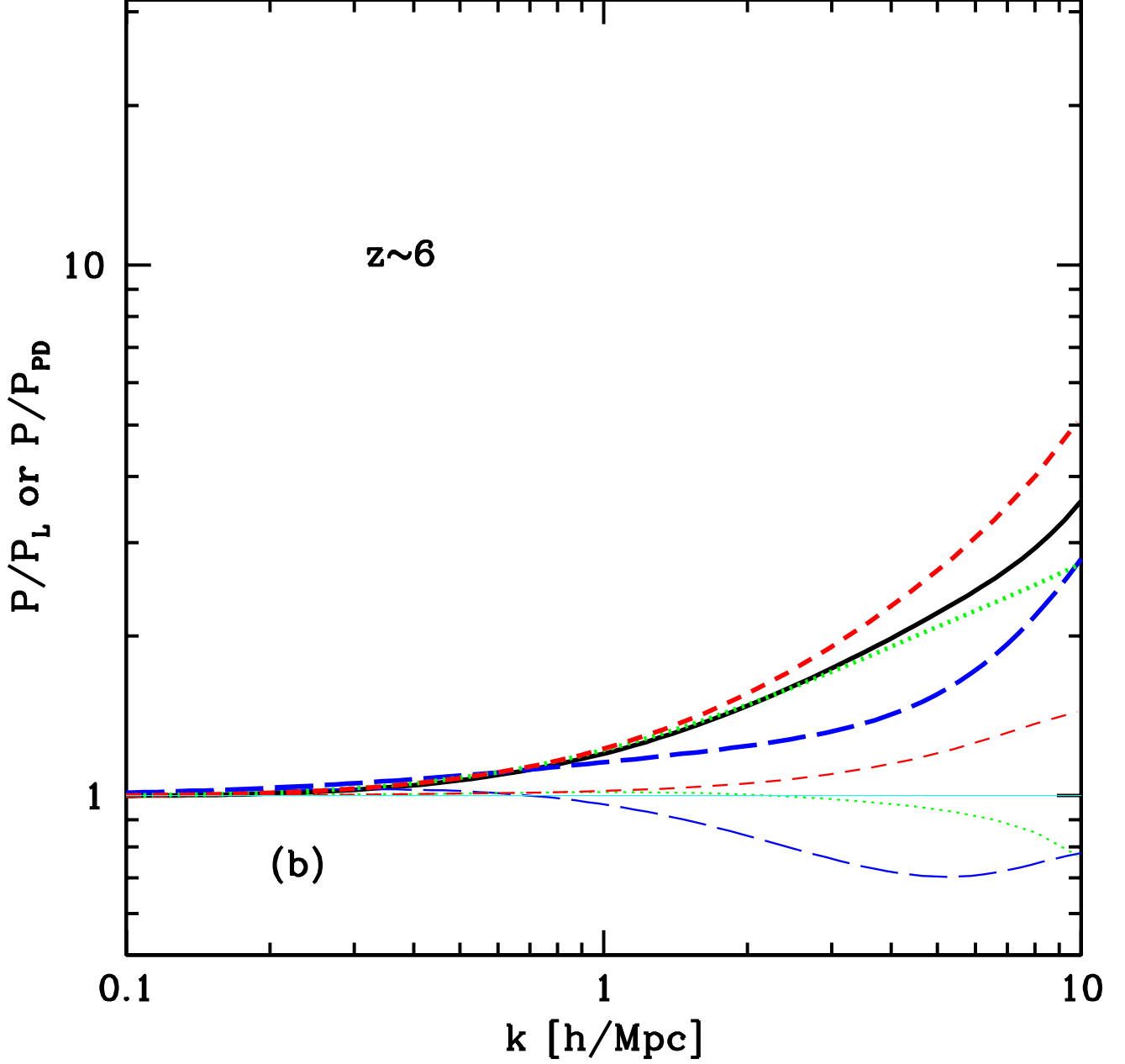


FIG. 4: As Fig. 1 except at $z \sim 6$ ($z = 4.37$ in the EdS model).

parameters, the new formula could be just a very simple parameterization of corrections to RGPT computed using simulations.

One can obviously apply the techniques of this paper to higher order statistics such as the bispectrum [64, 65, 66], trispectrum, etc. [67]. Bispectrum results can be compared to the simulation fitting formula of [68]. If the trispectrum computation is sufficiently accurate, RGPT should be useful for computing expected statistical errors on the power spectrum, which is notoriously painful to do with simulations [69]. Similarly, errors on higher order statistics may be computable.

Mostly for convenience, I have assumed that the only effect of deviations from Einstein-de Sitter background evolution is to change the linear growth factor. This is probably sufficient in the weakly non-linear regime, but if RGPT is to achieve much accuracy at higher k , this assumption inevitably must be relaxed. This is clear, even though



the corrections in standard PT are very small, because the dependence of the power spectrum on the equation of state of dark energy, w , at fixed observation-time linear theory power [70], can not be reproduced under the approximation used here. There is simply no way the dependence quantified in [70] can enter the current calculation. Fortunately, even small changes in the right hand side of Eq. (14) can lead to significant changes in the solution of this non-linear equation. It will also be necessary to move beyond the very simple time dependence in Eq. (8) if one wants to include any non-gravitational effects that break this form (e.g., gas pressure).

To describe direct tracers of gas, like the Ly α forest or SZ, gas dynamics could be included in the calculation. Even for weak lensing, which traces mass directly, gas physics has been shown to matter at a level problematic for high precision experiments [71]. Very rudimentary pressure approximations should be relatively straightforward to include [72]. While it may be that very sophisticated implementations of heating and cooling are hopeless, one should remember that there is some non-trivial inclusion of non-linearity in this calculation, so this is at least worth considering.

To describe clustering of galaxies, or other unavoidably inexact tracers of density, some concept of bias will need to be included in the calculation. I think this may be the area where RGPT is most likely to provide a real fundamental improvement over simulations, or at least complement to them. With a large but probably achievable amount of computer power, one can simulate the power spectrum of dark matter and its dependence on a relatively small number of cosmological parameters more or less perfectly. This will not be possible in the foreseeable future for galaxies, so robust, high precision cosmological measurements using them will rely on developing a comprehensive understanding of how relatively microscopic galaxy formation details translate into large-scale clustering patterns. While the separation of scales probably is not clear enough to make the analogy perfect, this is reminiscent of the classic uses of the renormalization group to understand how complex microscopic theories lead to simple macroscopic behavior [45]. The simplest way to introduce bias will be a straightforward extension of the present calculation. [73] write the galaxy density fluctuation, δ_g , as a Taylor series in the mass density, $\delta_g = \sum_i b_i \delta^i / i!$, which leads to an expression for the PT power spectrum of galaxies involving a few more terms than the mass power spectrum, but not fundamentally more complicated. For any given choice of these bias parameters, one can turn the RG crank and obtain a power spectrum result that includes bias, possibly in new and unexpected ways. Much more ambitiously, one could write local formation rate equations for a galaxy density field and apply perturbation theory to them. For example, $\dot{\rho}_g = \rho f(\rho)$, with $\dot{\rho} = -\dot{\rho}_g$ to represent depletion of gas, and with both components obeying the usual gravitational evolution equations. The mean density as a function of time would be an output of the calculation as well as fluctuations. The goal here would not be to write down a realistic local model and compute exact predictions as much as to see what kind of relations between observables can be generically expected. An intriguing possibility is that one could show that, regardless of the small-scale galaxy formation details, bias can only take certain universal forms, described by a small number of free parameters. Note that the validity of the scale-independent bias assumption has never really been proven even in the perfectly linear regime (see [74] for one attempt). This entire discussion of bias of galaxies applies equally well to many other traces of density, e.g., the Ly α forest [75].

For many applications, redshift space distortions will need to be included. Like bias, these should be relatively straightforward to include in the present RG formulation using the extension of [76]’s linear theory calculation described by [73]. [35] discusses the imperfections of the [76] approach, and proposes alternative ideas which may be useful.

It may be interesting, as a computational curiosity, to see if RGPT can give sensible results for $n \geq -1$ power law initial conditions. In this case the integrals giving the first correction in standard PT truly diverge, in the sense of being infinite rather than just large [11]. The integrals can be cut off at wavenumber k_c , but the results then depend on k_c , which is arbitrary. One may be able to show that, using the RG as described in this paper, the results will converge as k_c is taken to infinity. The small- A_* integration of Eq. (14) will need to be done increasingly carefully as k_c is increased, but hopefully convergence to the $n = -1.4$ fixed point will quickly erase all trace of the cutoff. Note that k_c could affect the normalization of the asymptotic power law, which would spoil this idea (e.g., it may only work over some limited range of n).

One potential limitation in RGPT as presented here is the absence of higher moments of the velocity distribution function, e.g., the dispersion in the velocities of particles around their mean velocity at a point. As mentioned above, these variables fall out of the standard PT calculation because they decay due to Hubble drag but have no source term. This may be wishful thinking, but it seems likely that, if these variables really matter, there should be some way to recover them using a RG method. The basic idea is that, no matter how small the effect is in the bare perturbation theory, if it is dynamically relevant it will grow through a RG equation like Eq. (14). Note that even WIMP cold dark matter has a very small seed velocity dispersion [77]. Could the solution be to simply retain the dispersion variable, even though it is decaying, in the same sense that one usually retains the most quickly growing modes? I will discuss another possibility in the next paragraph. Vorticity, $\nabla \times \mathbf{v}$, falls out of the standard PT calculation for the same reason velocity dispersion does [12]. The standard calculation makes use only of the velocity divergence, $\nabla \cdot \mathbf{v}$. A method that successfully reintroduces velocity dispersion may also work for vorticity. In a somewhat similar vein, one might worry about the neglect of decaying modes of density and velocity in the current calculation, i.e., by tracking only the density-density power spectrum we are not fully describing the system, even at lowest order. A more careful calculation might include the velocity-velocity and velocity-density power spectra as independent functions, even though they are unnecessary in the standard PT calculation.

I started this line of work with the intention of using a significantly different type of renormalization group method, based on integrating out (averaging over) small-scale (high- k) modes while modifying the equations describing evolution of the large-scale modes in a way that preserves their statistics [46]. This approach still seems intuitively appealing in that it has a more straightforward physical interpretation than the approach of §II B. This method usually starts with a path integral formulation of the problem. [78] presented a path integral approach to large-scale structure using the full distribution function, and it should not be too hard to write something similar for the usual moments of the distribution function. Velocity dispersion should arise inevitably in this approach, because smoothing a dispersionless field obviously produces dispersion. It is less inevitable that this dispersion will actually fundamentally change the

outcome of the calculation, because the effect of these velocities is already present in the standard PT calculation. Among other possibly interesting features, the noise discussed in previous RG approaches to large scale structure [39, 40] may be generated naturally using this approach (i.e., if high- k modes are eliminated, the time evolution of the remaining modes will no longer be perfectly deterministic).

What is the relation of this work to [36, 37]’s re-summation method? They re-sum the propagator, corresponding at this order to the $P_{13}(k)$ term in Eq. (8). The RG method could easily be applied to eliminate this term only, leaving the power spectrum $\tilde{P}(k, \tau) \simeq P_*(k, A_*) + A [P_{22}]_{P_{11} \rightarrow P_*}(k)$, where by $[P_{22}]_{P_{11} \rightarrow P_*}$ I mean Eq. (10) with P_* substituted for P_{11} . In this case we have a different equation to solve for $P_*(k, A_*)$: $d \ln P_*/dA_* = [P_{13}/P_{11}]_{P_{11} \rightarrow P_*}(k)$ (see Eq. 9). However, without further study, it is not clear how this calculation relates to [36, 37]’s.

The RG method I use in this paper has something in common with the renormalization group procedure in [79], at least in that they similarly split the time evolution variable, and are interested in non-linear structure formation in the Universe. I only realized this as this paper was nearing completion, so I am not sure if there is any possibility of feedback between the two methods. See also [80].

Finally, the success of the RGPT calculation in this paper, which leads to what looks like a time evolution equation for the power spectrum, suggests that it might be useful to consider the exact time evolution equation for the power spectrum, $\dot{P}(k) \propto 2 \operatorname{Re} \langle \dot{\delta}_{\mathbf{k}} \delta_{-\mathbf{k}} \rangle$, where $\dot{\delta}_{\mathbf{k}}$ is obtained from the usual evolution equations. The usual argument against this would be that $\langle \dot{\delta}_{\mathbf{k}} \delta_{-\mathbf{k}} \rangle$ involves higher order terms like the bispectrum, which then require their own time evolution equations, and so on, leading to an infinite hierarchy of equations. Firstly, this could be a useful way to look at perturbation theory, especially if we are going to be renormalizing statistics like the power spectrum instead of the field itself. Second, one may be able to make progress by simply solving these equations numerically, in the same sense that simulations are usually used. One could, for example, truncate the hierarchy by replacing the connected spectra at some level by the appropriate functions of lower order spectra given by perturbation theory, and look for convergence in the results as higher order terms are added. The advantage of working with statistics of the density field rather than the density field itself is enormous. One obtains the desired results directly rather than averaging over fluctuations in simulations, where there is usually a brutal, unavoidable, conflict between the need for large boxes to limit finite volume effects like sample variance, and the need for high force and mass resolution to properly compute small-scale structure. The fact that we are working with continuous, relatively slowly varying functions, rather than wildly fluctuating fields, allows many fewer points to be computed, e.g., we can compute a power spectrum over many decades of dynamical range by interpolating between a few tens of logarithmically spaced computation points when millions or billions of particles would be needed to cover the same range with a simulation. Tasks that at first glance seem arduous, e.g., parameterizing the trispectrum or even higher spectra and setting up their evolution equations, should be considered in contrast to the decades of person-power expended on simulations.

Acknowledgments

I thank Lev Kofman for helpful discussions, and Robert Smith and Ue-Li Pen for comments on the manuscript. Some computations were performed on CITA’s McKenzie cluster which was funded by the Canada Foundation for Innovation and the Ontario Innovation Trust [81].

-
- [1] U. Seljak, A. Slosar, and P. McDonald, ArXiv Astrophysics e-prints (2006), arXiv:astro-ph/0604335.
 - [2] U. Seljak and M. Zaldarriaga, *Astrophys. J.* **469**, 437 (1996).
 - [3] R. E. Smith, J. A. Peacock, A. Jenkins, S. D. M. White, C. S. Frenk, F. R. Pearce, P. A. Thomas, G. Efstathiou, and H. M. P. Couchman, *MNRAS* **341**, 1311 (2003).
 - [4] M. S. Warren, K. Abazajian, D. E. Holz, and L. Teodoro, ArXiv Astrophysics e-prints (2005), arXiv:astro-ph/0506395.
 - [5] P. J. E. Peebles, *The large-scale structure of the universe* (Research supported by the National Science Foundation. Princeton, N.J., Princeton University Press, 1980. 435 p., 1980).
 - [6] R. Juszkiewicz, *MNRAS* **197**, 931 (1981).
 - [7] E. T. Vishniac, *MNRAS* **203**, 345 (1983).
 - [8] J. N. Fry, *Astrophys. J.* **279**, 499 (1984).
 - [9] M. H. Goroff, B. Grinstein, S.-J. Rey, and M. B. Wise, *Astrophys. J.* **311**, 6 (1986).
 - [10] B. Jain and E. Bertschinger, *Astrophys. J.* **431**, 495 (1994).
 - [11] R. Scoccimarro and J. A. Frieman, *Astrophys. J.* **473**, 620 (1996).
 - [12] F. Bernardeau, S. Colombi, E. Gaztanaga, and R. Scoccimarro, *Physics Reports* **367**, 1 (2002).
 - [13] D. J. Eisenstein, W. Hu, and M. Tegmark, *ApJ* **504**, L57+ (1998).

- [14] D. J. Eisenstein and W. Hu, *Astrophys. J.* **496**, 605+ (1998).
- [15] A. Cooray, W. Hu, D. Huterer, and M. Joffe, *ApJ* **557**, L7 (2001).
- [16] D. Eisenstein, *ArXiv Astrophysics e-prints* (2003), arXiv:astro-ph/0301623.
- [17] C. Blake and K. Glazebrook, *Astrophys. J.* **594**, 665 (2003).
- [18] E. V. Linder, *Phys. Rev. D* **68**, 083504 (2003).
- [19] H.-J. Seo and D. J. Eisenstein, *Astrophys. J.* **598**, 720 (2003).
- [20] T. Matsubara, *Astrophys. J.* **615**, 573 (2004).
- [21] K. Glazebrook and C. Blake, *Astrophys. J.* **631**, 1 (2005).
- [22] K. Glazebrook, D. Eisenstein, A. Dey, B. Nichol, and The WFMOS Feasibility Study Dark Energy Team, *ArXiv Astrophysics e-prints* (2005), arXiv:astro-ph/0507457.
- [23] L. Amendola, C. Quercellini, and E. Giallongo, *MNRAS* **357**, 429 (2005).
- [24] C. Blake and S. Bridle, *MNRAS* **363**, 1329 (2005).
- [25] C. Blake, D. Parkinson, B. Bassett, K. Glazebrook, M. Kunz, and R. C. Nichol, *MNRAS* **365**, 255 (2006).
- [26] D. Dolney, B. Jain, and M. Takada, *MNRAS* **366**, 884 (2006).
- [27] D. Jeong and E. Komatsu, *ArXiv Astrophysics e-prints* (2006), arXiv:astro-ph/0604075.
- [28] M. Tegmark, M. R. Blanton, M. A. Strauss, F. Hoyle, D. Schlegel, R. Scoccimarro, M. S. Vogeley, D. H. Weinberg, I. Zehavi, A. Berlind, et al., *Astrophys. J.* **606**, 702 (2004).
- [29] A. G. Sánchez, C. M. Baugh, W. J. Percival, J. A. Peacock, N. D. Padilla, S. Cole, C. S. Frenk, and P. Norberg, *MNRAS* **366**, 189 (2006).
- [30] P. McDonald, U. Seljak, R. Cen, D. Shih, D. H. Weinberg, S. Burles, D. P. Schneider, D. J. Schlegel, N. A. Bahcall, J. W. Briggs, et al., *Astrophys. J.* **635**, 761 (2005).
- [31] M. Viel and M. G. Haehnelt, *MNRAS* **365**, 231 (2006).
- [32] H. Hoekstra, Y. Mellier, L. van Waerbeke, E. Semboloni, L. Fu, M. J. Hudson, L. C. Parker, I. Tereno, and K. Benabed, *ArXiv Astrophysics e-prints* (2005), arXiv:astro-ph/0511089.
- [33] S. DeDeo, D. N. Spergel, and H. Trac, *ArXiv Astrophysics e-prints* (2005), arXiv:astro-ph/0511060.
- [34] A. Nusser, *MNRAS* **364**, 743 (2005).
- [35] R. Scoccimarro, *Phys. Rev. D* **70**, 083007 (2004).
- [36] M. Crocce and R. Scoccimarro, *Phys. Rev. D* **73**, 063520 (2006).
- [37] M. Crocce and R. Scoccimarro, *Phys. Rev. D* **73**, 063519 (2006).
- [38] R. Scoccimarro, in *The Onset of Nonlinearity in Cosmology*, edited by J. N. Fry, J. R. Buchler, and H. Kandrup (2001), pp. 13–+.
- [39] J. F. Barbero G., A. Dominguez, T. Goldman, and J. Pérez-Mercader, *Europhysics Letters* **38**, 637 (1997).
- [40] A. Domínguez, D. Hochberg, J. M. Martín-García, J. Pérez-Mercader, and L. S. Schulman, *A&A* **344**, 27 (1999).
- [41] J. Gaiete, *International Journal of Modern Physics A* **16**, 2041 (2001).
- [42] L.-Y. Chen, N. Goldenfeld, and Y. Oono, *Physical Review Letters* **73**, 1311 (1994).
- [43] L.-Y. Chen, N. Goldenfeld, and Y. Oono, *Phys. Rev. E* **54**, 376 (1996).
- [44] K. G. Wilson and J. Kogut, *Physics Reports* **12**, 75 (1974).
- [45] K. G. Wilson, *Reviews of Modern Physics* **55**, 583 (1983).
- [46] R. Shankar, *Reviews of Modern Physics* **66**, 129 (1994).
- [47] J. Berges, N. Tetradis, and C. Wetterich, *Physics Reports* **363**, 223 (2002).
- [48] T. Kunihiro, *Progress of Theoretical Physics* **94**, 503 (1995), hep-th/9505166.
- [49] T. Kunihiro, *Progress of Theoretical Physics* **97**, 179 (1997), hep-th/9609045.
- [50] D. Boyanovsky, H. J. de Vega, R. Holman, and M. Simionato, *Phys. Rev. D* **60**, 065003 (1999), hep-ph/9809346.
- [51] D. Boyanovsky and H. J. de Vega, *Phys. Rev. D* **59**, 105019 (1999), hep-ph/9812504.
- [52] D. Boyanovsky, H. J. de Vega, and S.-Y. Wang, *Phys. Rev. D* **61**, 065006 (2000), hep-ph/9909369.
- [53] S.-Y. Wang, D. Boyanovsky, H. J. de Vega, and D.-S. Lee, *Phys. Rev. D* **62**, 105026 (2000), hep-ph/0005223.
- [54] D. Boyanovsky, H. J. de Vega, D.-S. Lee, S.-Y. Wang, and H.-L. Yu, *Phys. Rev. D* **65**, 045014 (2002), hep-ph/0108180.
- [55] D. Boyanovsky, H. J. de Vega, and S.-Y. Wang, *Phys. Rev. D* **67**, 065022 (2003), hep-ph/0212107.
- [56] D. Boyanovsky and H. J. de Vega, *Annals of Physics* **307**, 335 (2003), hep-ph/0302055.
- [57] T. Buchert and A. Dominguez, *A&A* **335**, 395 (1998).
- [58] N. Makino, M. Sasaki, and Y. Suto, *Phys. Rev. D* **46**, 585 (1992).
- [59] J. A. Peacock and S. J. Dodds, *MNRAS* **280**, L19 (1996).
- [60] J. R. Bond and G. Efsthathiou, *ApJ* **285**, L45 (1984).
- [61] P. McDonald and J. Miralda-Escudé, *Astrophys. J.* **518**, 24 (1999).
- [62] P. McDonald, J. Miralda-Escudé, M. Rauch, W. L. W. Sargent, T. A. Barlow, R. Cen, and J. P. Ostriker, *Astrophys. J.* **543**, 1 (2000).
- [63] P. McDonald, U. Seljak, S. Burles, D. J. Schlegel, D. H. Weinberg, R. Cen, D. Shih, J. Schaye, D. P. Schneider, N. A. Bahcall, et al., *ApJS* **163**, 80 (2006).
- [64] K. Benabed and R. Scoccimarro, *ArXiv Astrophysics e-prints* (2005), astro-ph/0505284.
- [65] E. Gaztañaga and R. Scoccimarro, *MNRAS* **361**, 824 (2005).
- [66] E. Sefusatti, M. Crocce, S. Pueblas, and R. Scoccimarro, *ArXiv Astrophysics e-prints* (2006), astro-ph/0604505.
- [67] A. J. Ross, R. J. Brunner, and A. D. Myers, *ArXiv Astrophysics e-prints* (2006), astro-ph/0605748.
- [68] R. Scoccimarro and H. M. P. Couchman, *MNRAS* **325**, 1312 (2001).
- [69] A. J. S. Hamilton, C. D. Rimes, and R. Scoccimarro, *ArXiv Astrophysics e-prints* (2005), astro-ph/0511416.

- [70] P. McDonald, H. Trac, and C. Contaldi, MNRAS **366**, 547 (2006).
- [71] Y. P. Jing, P. Zhang, W. P. Lin, L. Gao, and V. Springel, ApJ **640**, L119 (2006).
- [72] N. Y. Gnedin and L. Hui, MNRAS **296**, 44 (1998).
- [73] A. F. Heavens, S. Matarrese, and L. Verde, MNRAS **301**, 797 (1998).
- [74] R. J. Scherrer and D. H. Weinberg, Astrophys. J. **504**, 607 (1998).
- [75] P. McDonald, Astrophys. J. **585**, 34 (2003).
- [76] N. Kaiser, MNRAS **227**, 1 (1987).
- [77] A. M. Green, S. Hofmann, and D. J. Schwarz, MNRAS **353**, L23 (2004).
- [78] P. Valageas, A&A **379**, 8 (2001).
- [79] E. W. Kolb, S. Matarrese, and A. Riotto, ArXiv Astrophysics e-prints (2005), arXiv:astro-ph/0506534.
- [80] Y. Nambu, Phys. Rev. D **62**, 104010 (2000), gr-qc/0006031.
- [81] J. Dubinski, R. Humble, U.-L. Pen, C. Loken, and P. Martin, ArXiv Astrophysics e-prints (2003), arXiv:astro-ph/0305109.