

# Weighing neutrinos in the presence of a running primordial spectral index

Bo Feng<sup>a</sup>, Jun-Qing Xia<sup>b</sup>, Jun'ichi Yokoyama<sup>a</sup>, Xinmin Zhang<sup>b</sup>, and Gong-Bo Zhao<sup>b</sup>

<sup>a</sup> *Research Center for the Early Universe (RESCEU), Graduate School of Science,  
The University of Tokyo, Tokyo 113-0033, Japan and*

<sup>b</sup> *Institute of High Energy Physics, Chinese Academy of Science, P.O. Box 918-4, Beijing 100049, P. R. China*

The three-year WMAP(WMAP3), combined with other cosmological observations from galaxy clustering and Type Ia Supernova (SNIa), prefers a non-vanishing running of the primordial spectral index independent of the low CMB multipoles. Motivated by this feature we study cosmological constraint on the neutrino mass, which severely depends on what prior we adopt for the spectral shape of primordial fluctuations, taking possible running into account. As a result we find a more stringent constraint on the sum of the three neutrino masses,  $m_\nu < 0.76\text{eV}$  ( $2\sigma$ ), compared with the case where power-law prior is adopted to the primordial spectral shape.

PACS number(s): 98.80.Cq

The three year Wilkinson Microwave Anisotropy Probe observations (WMAP3) [1, 2, 3, 4, 5] have marked another milestone on the precision cosmology of the Cosmic Microwave Background (CMB) Radiation. The simplest six-parameter power-law  $\Lambda$ CDM cosmology is in remarkable agreement with WMAP3 together with the large scale structure(LSS) of galaxy clustering as measured by 2dF [6] and SDSS [7] and with the Type Ia Supernova (SNIa) as measured by the Riess "gold" sample [8] and the first year SNLS [9]. This agreement between the above "canonical" cosmological model and observations can be used to test a number of possible new physics, such as the equation of state of dark energy, neutrino masses, time variation of fundamental constants, etc.

Among them, the constraint on the neutrino or hot dark matter mass can be obtained from the free-streaming modification of the transfer function of the matter power spectrum. We should note, however, that if one allowed any shape of primordial spectrum, the free-streaming effect could easily be compensated by some nontrivial shape of the primordial spectrum, so that one cannot obtain sensible limit on the neutrino mass. That is, we can obtain a nontrivial bound on neutrino mass if and only if we adopt some prior on the shape of primordial power spectrum such as a simple power-law. From the above argument, we expect that as we allow more degrees of freedom on the primordial spectrum beyond a power-law, the constraint on the neutrino mass would be less stringent in general.

As for the shape of the primordial power spectrum, it is noteworthy that a significant deviation has been observed by WMAP3 from the simplest Harrison-Zel'dovich spectrum, and that this feature is more eminent with the combination of all the currently available CMB, LSS and SNIa (dubbed the case of "All" in [5]). Moreover, a non-trivial negative running of the scalar spectral index  $\alpha_s$ , whose existence was studied even before WMAP epoch [10, 11], was favored by the first-year WMAP papers [12, 13, 14]. But its preference was somehow diminished as corrections to the likelihood functions were made [15].

However, the new WMAP3 data prefers again a negative running in the "All" combination [5].

If confirmed, a nonvanishing running of  $\alpha_s$  would not only constrain inflationary cosmology significantly [16, 17, 18, 19, 20, 21], but also affect the cosmological constraint on the neutrino mass. In the LSS power spectrum, the effect of massive neutrino may be compensated by a nonvanishing running of primordial spectrum. On the other hand, if negativeness of the running is established, it will lead to even more stringent constraints on neutrino mass compared with fittings in the constant scalar spectral index( $n_s$ ) cosmology, because both of them lead to a damped power on small scales.

The actual problem, however, cannot be solved by the above simple one-to-one correspondence, because the effects of a nonvanishing neutrino mass on CMB is much less dramatic than a nonvanishing running  $\alpha_s$ . Alternatively, in the scales probed by CMB, especially near the third peak, there is a large degeneracy between  $\alpha_s$  and the matter density  $\Omega_m$  [22, 23, 24, 25, 26].

Hence in the concordance analysis the correlation between running and neutrino mass needs to be addressed in a combined study of CMB, LSS and SNIa, where SNIa helps significantly to determine the matter density. We report the results of such a combined analysis in this Letter using Markov Chain Monte Carlo method in constraining the total neutrino mass,  $m_\nu = \sum_{i=1}^3 m_{\nu i} = 94.4\Omega_\nu h^2 \text{eV}$ . Here  $\Omega_\nu$  is the density parameter of the neutrino and  $h$  is the Hubble constant in unit of 100km/s/Mpc.

To break possible degeneracy among the cosmological parameters, we make a global fit to the forementioned current data with the publicly available Markov Chain Monte Carlo package *cosmomc* [10, 27]. Our most general parameter space is:

$$\mathbf{p} \equiv (\omega_b, \omega_c, \Theta_S, \tau, m_\nu, n_s, \alpha_s, \log[10^{10} A_s]) \quad (1)$$

where  $\omega_b = \Omega_b h^2$  and  $\omega_c = \Omega_c h^2$  are the physical baryon and cold dark matter densities relative to critical density,  $\Theta_S$  characterizes the ratio of the sound horizon and angular diameter distance,  $\tau$  is the optical depth and  $A_s$  is

defined as the amplitude of initial power spectrum. The pivot scale for  $n_s$  and  $\alpha_s$  is chosen at  $k = 0.05 \text{ Mpc}^{-1}$ .

Assuming a flat Universe and in terms of the Bayesian analysis, we vary the above 8 parameters and fit the theory to the observational data with the MCMC method. For CMB we have only adopted the WMAP3. The bias factors of LSS have been used as nuisance parameters and hence essentially we have used only the shapes of 2dF and SDSS power spectra. As for the SNIa data, while the WMAP team uses both SNLS and Riess sample simultaneously in their “All” dataset, here we adopt only one of them, namely, the Riess “gold” sample rather than combining with SNLS. This is because these two groups use somewhat different methods in their analysis and it would not be appropriate to put them together simply [28].

Regarding the first-year WMAP data Bridle et al. [29] found that the claimed preference of a negative  $\alpha_s$  was merely due to the lowest WMAP multipoles. In order to probe the sensitivity of the running to the lower multipoles we analyze the running and neutrino properties using the CMB data with and without the contributions of lower multipoles which suffer from large cosmic variance. Specifically, we truncate naturally at  $l = 24$  given the current likelihood of WMAP3 [1, 2, 3, 5].

As a result we find a more stringent constraint on the neutrino mass in the presence of running compared with the analysis with constant  $n_s$ . We also find that currently the preference of a negative running is fairly independent of the WMAP3 low CMB quadrupoles and hence relatively robust.

In Table 1 we show the mean  $1\sigma$  ( $2\sigma$ ) constraints on the relevant cosmological parameters combining 2dF, SDSS and Riess “gold” sample with WMAP3. We have addressed the cases with/without  $l < 24$  CMB contributions, with/without introducing  $\alpha_s$  and with/without massive neutrinos. For normal LSS + SNIa + WMAP in the 7 parameter fittings we get  $\alpha_s = -0.0512^{+0.0506}_{-0.0480}$  at  $2\sigma$ . Our results are considerably less stringent than the “All” combination by WMAP team [5], as we have not included SNLS and other CMB observations. On the other hand the preference of non-vanishing  $\alpha_s$  is larger than  $2\sigma$  in both cases. The preference to negative running still remains even if we drop the WMAP3  $l < 24$  contributions, when we get  $\alpha_s = -0.0717^{+0.0833}_{-0.0886}$  at  $2\sigma$ . This may imply a negative running is indeed preferred nontrivially in the combination of WMAP+LSS+SNIa, even without the presence of WMAP3 small  $l$  contributions.

The preference of a negative running can also be obtained in the two-dimensional posterior contours of  $n_s - \alpha_s$ , as depicted in Fig. 1. For the 7-parameter case with one additional parameter of  $\alpha_s$ , although the contour without WMAP3 low  $l$  contributions is larger than that in the left panel, a constant  $n_s$  lies close to the  $2\sigma$  lines in both cases. The enlarged contour without  $l < 24$

is easily understood due to the  $n_s - \tau$  degeneracy.

The correlation between  $m_\nu$  and the shape of the primordial spectrum is obvious, as can be seen from Table 1 and Fig. 1. In the presence of massive neutrinos the error bars on  $n_s$  and  $\alpha_s$  get increased disregard with or without small  $l$  CMB contributions. And it is noteworthy in the presence of massive neutrinos, a scale-invariant primordial spectrum is consistent with the observations at  $\sim 2\sigma$  in cases we drop the small  $l$  WMAP3 contributions.

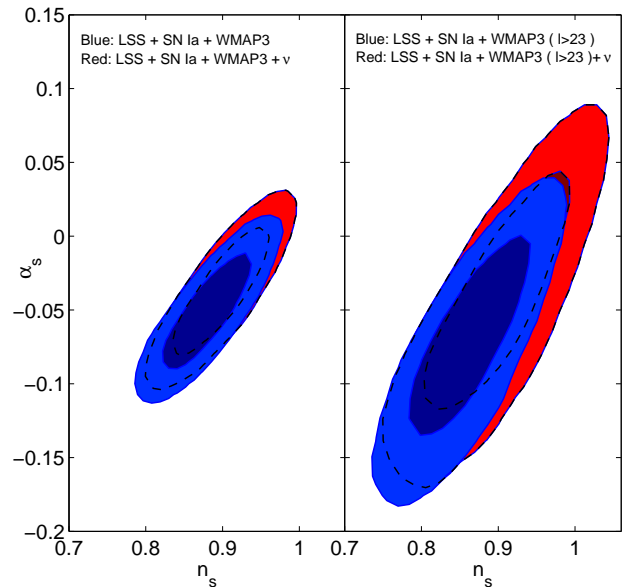


FIG. 1: Two dimensional posterior constraints on the primordial spectral index versus its running at  $k = 0.05 \text{ Mpc}^{-1}$ , using 2dF, SDSS, SNIa and WMAP3(with/without  $l < 24$  CMB contributions) and with/without the presence of massive neutrinos.

We find that, while almost all of the remaining parameters get less stringently constrained, the neutrino mass is an exception: a more tightened bound on  $m_\nu$  is achieved in the presence of a nonzero  $\alpha_s$  than the case with constant  $n_s$ , as shown in Table 1 and in the one dimensional constraints as in Fig. 2. This has shown the fact that running is indeed strongly correlated with neutrino mass, which is mainly due to the physics on LSS.

In Fig. 3 we display the two dimensional posterior constraints on the sum of neutrino masses versus matter density in the same case as Fig. 2. While the allowed parameter space for  $\Omega_m$  is significantly enlarged in the presence of running, neutrino mass is constrained stringently in cases with nonzero  $\alpha_s$ . The correlation between  $\Omega_m$  and  $m_\nu$  is rather strong and the accumulation of the observational data, such as SNAP, PLANCK and SDSS will help significantly to break the degeneracy, to detect the features of the primordial spectrum as well as the nature of neutrinos.

TABLE 1. Mean with  $1\sigma$  ( $2\sigma$ ) constraints on the spectral index, the running, and the neutrino mass based on LSS and SNIa with WMAP3(with/without  $l < 24$  CMB contributions) and with/without introducing a running of the primordial spectral index  $\alpha_s$  and with/without massive neutrinos.

	Normal WMAP3			$l < 24$ dropped		
	$\nu$	$\alpha_s$	$\nu + \alpha_s$	$\nu$	$\alpha_s$	$\nu + \alpha_s$
$n_s$	$0.947^{+0.016}_{-0.016} (+0.033)$	$0.880^{+0.038}_{-0.037} (+0.074)$	$0.899^{+0.040}_{-0.041} (+0.077)$	$0.942^{+0.021}_{-0.022} (+0.051)$	$0.862^{+0.049}_{-0.049} (+0.096)$	$0.899^{+0.058}_{-0.059} (+0.110)$
$\alpha_s$	set to 0	$-0.051^{+0.025}_{-0.025} (+0.051)$	$-0.037^{+0.028}_{-0.028} (+0.053)$	set to 0	$-0.072^{+0.043}_{-0.042} (+0.083)$	$-0.045^{+0.052}_{-0.050} (+0.098)$
$m_\nu$	$0.460^{+0.113}_{-0.460} (+0.437)$	set to 0	$0.314^{+0.079}_{-0.314} (+0.442)$	$0.470^{+0.131}_{-0.470} (+0.499)$	set to 0	$0.378^{+0.099}_{-0.378} (+0.523)$

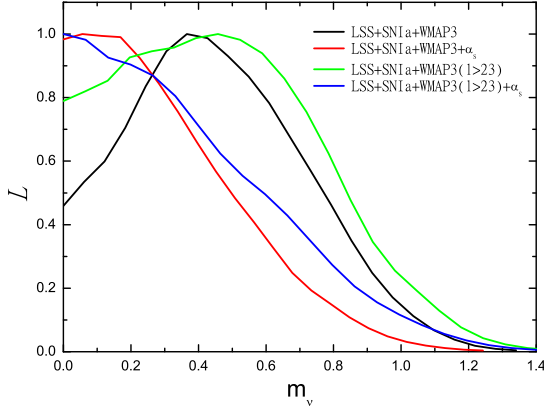


FIG. 2: One dimensional posterior constraints on the sum of neutrino masses, using 2dF, SDSS, SNIa and WMAP3(with/without  $l < 24$  CMB contributions) and with/without introducing a running of the primordial spectral index  $\alpha_s$ . Note due to the non-gaussian distribution of  $m_\nu$ , the LSS + SNIa + WMAP3 (black line) seems to indicate a nonzero neutrino mass, but it is not the case, as can be seen in Table 1.

It has been claimed that a running of the spectral index will be excluded in the presence of SDSS Lyman  $\alpha$  observations [30, 31, 32, 33], the systematics of Lyman  $\alpha$  data are relatively less constrained [1, 23] and we leave this in a separate investigation to be reported in [34], and detailed analysis with other additional possible degeneracies in [35].

For many years neutrinos have played a fundamental role in both physics and astrophysics, and provided venues of new physics such as the parity violation and oscillations with tiny masses. Surely neutrinos will continue to play a crucial role for our understanding of the Universe. While the resulting reduction on neutrino mass in this paper is less than 0.2 eV, such an effect would hopefully help to change our understandings on the ultimate detection of neutrino mass with future cosmological surveys and the difference is already larger than the low

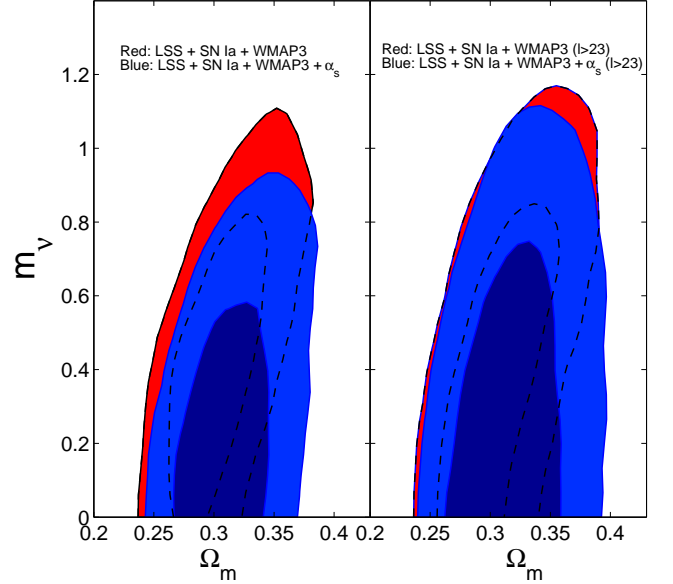


FIG. 3: Two dimensional posterior constraints on the sum of neutrino masses versus matter density, using 2dF, SDSS, SNIa and WMAP3(with/without  $l < 24$  CMB contributions) and with/without introducing a running of the primordial spectral index  $\alpha_s$ .

limit of neutrino mass from oscillation experiments. On the other hand there are also some mild tensions in the determinations of the background cosmological parameters with current CMB, LSS and SNIa. We may still need some better understandings on each data-set before entering the precision cosmology [36] and in cases when all of the observations have similar tendencies in the preference of a negative running one can hopefully get more eminent effects in the probe of neutrino mass.

The distinctive feature probed in the current paper will also open new windows on relevant studies, such as probing neutrino mass with a nonzero running in gravitational lensing surveys, N-body simulations in the presence of running and massive neutrinos.

**Acknowledgments:** We acknowledge the use of the Legacy Archive for Microwave Background Data Analysis (LAMBDA). Support for LAMBDA is provided by the

NASA Office of Space Science. We have performed our numerical analysis on the Shanghai Supercomputer Center(SSC). We used a modified version of CAMB [37, 38] which is based on CMBFAST [39, 40]. We thank Steen Hannestad, Antony Lewis, Chris Lidman, Hiranya Peiris and Pengjie Zhang for helpful discussions. The work of J.Y. is supported partially by the JSPS Grant-in-Aid for Scientific Research No. 16340076 and B.F. is by the JSPS fellowship program. This work is supported in part by National Natural Science Foundation of China under Grant Nos. 90303004, 10533010 and 19925523 and by Ministry of Science and Technology of China under Grant No. NKBRSF G19990754.

- 
- [1] D. N. Spergel *et al.*, “Wilkinson Microwave Anisotropy Probe (WMAP) Three Year Results: Implications for Cosmology,” arXiv:astro-ph/0603449.
  - [2] L. Page *et al.*, “Three Year Wilkinson Microwave Anisotropy Probe (WMAP) Observations: Polarization Analysis,” arXiv:astro-ph/0603450.
  - [3] G. Hinshaw *et al.*, “Three-Year Wilkinson Microwave Anisotropy Probe (WMAP) Observations: Temperature Analysis,” arXiv:astro-ph/0603451.
  - [4] N. Jarosik *et al.*, “Three-Year Wilkinson Microwave Anisotropy Probe (WMAP) Observations: Beam Profiles, Data Processing, Radiometer Characterization and Systematic Error Limits,” arXiv:astro-ph/0603452.
  - [5] Available at <http://lambda.gsfc.nasa.gov/product/map/current/>.
  - [6] S. Cole *et al.* [The 2dFGRS Collaboration], “The 2dF Galaxy Redshift Survey: Power-spectrum analysis of the final dataset and cosmological implications,” *Mon. Not. Roy. Astron. Soc.* **362** (2005) 505 [arXiv:astro-ph/0501174].
  - [7] M. Tegmark *et al.* [SDSS Collaboration], “The 3D power spectrum of galaxies from the SDSS,” *Astrophys. J.* **606**, 702 (2004) [arXiv:astro-ph/0310725].
  - [8] A. G. Riess *et al.* [Supernova Search Team Collaboration], “Type Ia Supernova Discoveries at  $z \leq 1$  From the Hubble Space Telescope: Evidence for Past Deceleration and Constraints on Dark Energy Evolution,” *Astrophys. J.* **607**, 665 (2004) [arXiv:astro-ph/0402512].
  - [9] P. Astier *et al.*, “The Supernova Legacy Survey: Measurement of  $\Omega_M$ ,  $\Omega_\Lambda$  and  $w$  from the First Year Data Set,” *Astron. Astrophys.* **447**, 31 (2006) [arXiv:astro-ph/0510447].
  - [10] A. Lewis and S. Bridle, “Cosmological parameters from CMB and other data: a Monte-Carlo approach,” *Phys. Rev. D* **66**, 103511 (2002) [arXiv:astro-ph/0205436].
  - [11] B. Feng, X. Gong and X. Wang, “Assessing the Effects of the Uncertainty in Reheating Energy Scale on Primordial Spectrum and CMB,” *Mod. Phys. Lett. A* **19**, 2377 (2004) [arXiv:astro-ph/0301111].
  - [12] C. L. Bennett *et al.*, “First Year Wilkinson Microwave Anisotropy Probe (WMAP) Observations: Preliminary Maps and Basic Results,” *Astrophys. J. Suppl.* **148**, 1 (2003) [arXiv:astro-ph/0302207].
  - [13] D. N. Spergel *et al.* [WMAP Collaboration], “First Year Wilkinson Microwave Anisotropy Probe (WMAP) Observations: Determination of Cosmological Parameters,” *Astrophys. J. Suppl.* **148**, 175 (2003) [arXiv:astro-ph/0302209].
  - [14] H. V. Peiris *et al.*, “First year Wilkinson Microwave Anisotropy Probe (WMAP) observations: Implications for inflation,” *Astrophys. J. Suppl.* **148**, 213 (2003) [arXiv:astro-ph/0302225].
  - [15] See e.g. A. Slosar, U. Seljak and A. Makarov, “Exact likelihood evaluations and foreground marginalization in low resolution WMAP data,” *Phys. Rev. D* **69**, 123003 (2004) [arXiv:astro-ph/0403073].
  - [16] B. Feng, M. z. Li, R. J. Zhang and X. m. Zhang, “An inflation model with large variations in spectral index,” *Phys. Rev. D* **68**, 103511 (2003) [arXiv:astro-ph/0302479].
  - [17] M. Kawasaki, M. Yamaguchi, and J. Yokoyama, “Inflation with a running spectral index in supergravity,” *Phys. Rev. D* **68**, 023508 (2003) [arXiv:hep-ph/0304161].
  - [18] M. Yamaguchi and J. Yokoyama, “Chaotic hybrid new inflation in supergravity with a running spectral index,” *Phys. Rev. D* **68**, 123520 (2003) [arXiv:hep-ph/0307373].
  - [19] M. Yamaguchi and J. Yokoyama, “Smooth hybrid inflation in supergravity with a running spectral index and early star formation,” *Phys. Rev. D* **70**, 023513 (2004) [arXiv:hep-ph/0402282].
  - [20] C.-Y. Chen, B. Feng, X.-L. Wang, and Z.-Y. Yang, “Reconstructing large running-index inflaton potentials,” *Class. Quant. Grav.* **21**, 3223 (2004) [arXiv:astro-ph/0404419].
  - [21] G. Ballesteros, J. A. Casas and J. R. Espinosa, “Running spectral index as a probe of physics at high scales,” *JCAP* **0603**, 001 (2006) [arXiv:hep-ph/0601134].
  - [22] S. Hannestad, “Primordial neutrinos,” arXiv:hep-ph/0602058.
  - [23] See e.g. J. Lesgourgues and S. Pastor, “Massive neutrinos and cosmology,” arXiv:astro-ph/0603494.
  - [24] S. Dodelson, E. Gates and A. Stebbins, “Cold + Hot Dark Matter and the Cosmic Microwave Background,” *Astrophys. J.* **467**, 10 (1996) [arXiv:astro-ph/9509147].
  - [25] K. Ichikawa, M. Fukugita and M. Kawasaki, “Constraining neutrino masses by CMB experiments alone,” *Phys. Rev. D* **71**, 043001 (2005) [arXiv:astro-ph/0409768].
  - [26] M. Fukugita, K. Ichikawa, M. Kawasaki and O. Lahav, “Limit on the neutrino mass from the WMAP three year data,” arXiv:astro-ph/0605362.
  - [27] Available from <http://cosmologist.info>.
  - [28] Currently the SNLS and Riess “gold” sample are comparable in the determination of cosmological parameters, as shown in Ref. [5], and each dataset has its own nice features. In the present work we use only the Riess sample.
  - [29] S. L. Bridle, A. M. Lewis, J. Weller and G. Efstathiou, “Reconstructing the primordial power spectrum,” *Mon. Not. Roy. Astron. Soc.* **342**, L72 (2003) [arXiv:astro-ph/0302306].
  - [30] U. Seljak *et al.*, “SDSS galaxy bias from halo mass-bias relation and its cosmological implications,” *Phys. Rev. D* **71**, 043511 (2005) [arXiv:astro-ph/0406594].
  - [31] A. Goobar, S. Hannestad, E. Mortsell and H. Tu, “The neutrino mass bound from WMAP-3, the baryon acoustic peak, the SNLS supernovae and the Lyman-alpha forest,” arXiv:astro-ph/0602155.
  - [32] M. Viel, M. G. Haehnelt and A. Lewis, “The Lyman-alpha forest and WMAP year three,”

- arXiv:astro-ph/0604310.
- [33] U. Seljak, A. Slosar and P. McDonald, “Cosmological parameters from combining the Lyman-alpha forest with CMB, galaxy clustering and SN constraints,” arXiv:astro-ph/0604335.
  - [34] B. Feng, J. Q. Xia and J. Yokoyama, to appear.
  - [35] B. Feng *et al.*, to appear.
  - [36] See e.g. S. L. Bridle, O. Lahav, J. P. Ostriker and P. J. Steinhardt, “Precision Cosmology? Not Just Yet,” *Science* **299** (2003) 1532 [arXiv:astro-ph/0303180].
  - [37] A. Lewis, A. Challinor and A. Lasenby, “Efficient Computation of CMB anisotropies in closed FRW models,” *Astrophys. J.* **538**, 473 (2000) [arXiv:astro-ph/9911177].
  - [38] Available at <http://camb.info> .
  - [39] U. Seljak and M. Zaldarriaga, “A Line of Sight Approach to Cosmic Microwave Background Anisotropies,” *Astrophys. J.* **469**, 437 (1996) [arXiv:astro-ph/9603033].
  - [40] Available at <http://cmbfast.org/> .