

# Optical recombination lines as probes of conditions in planetary nebulae

Xiao-wei Liu

Department of Astronomy, Peking University, Beijing 100871, P. R. China  
 email: liuxw@bac.pku.edu.cn

**Abstract.** Since the last IAU symposium on planetary nebulae (PNe), several deep spectroscopic surveys of the relatively faint optical recombination lines (ORLs) emitted by heavy element ions in PNe and H II regions have been completed. New diagnostic tools have been developed thanks to progress in the calculations of basic atomic data. Together, they have led to a better understanding of the physical conditions under which the various types of emission lines arise. The studies have strengthened the previous conjecture that nebulae contain another component of cold, high metallicity gas, which is too cool to excite any significant optical or UV CELs and is thus invisible via such lines. The existence of such a plasma component in PNe and possibly also in H II regions provides a natural solution to the long-standing problem in nebular astrophysics, i.e. the dichotomy of nebular plasma diagnostics and abundance determinations using ORLs and continua on the one hand and collisionally excited lines (CELs) on the other.

**Keywords.** ISM: abundances, planetary nebulae: general, atomic processes

## 1. The dichotomy between ORLs and CELs

Observations and analyses of emission line nebulae, PNe and H II regions, are widely used to obtain elemental abundances in our own Galaxy and beyond. A detailed knowledge of the physical conditions under which the lines arise and a full understanding of their excitation mechanisms are of paramount importance for the reliability and accuracy of the results, and consequently for the study of stellar nucleosynthesis and the chemical evolution of galaxies. However, observations in the last decade of the relatively faint ORLs from heavy element ions have yielded elemental abundances that are consistently higher than values derived from the traditional method based on strong CELs. The discrepancy between ORL and CEL abundances first drew attention and became an issue of dispute ever since IUE measurements in the early 1980s of the ultraviolet C III]  $\lambda\lambda 1907, 1909$  CELs yielded systematically lower  $C^{2+}/H^+$  abundance ratios than values derived from the C II  $\lambda 4267$  ORL. Similarly, in another major dilemma, it is also found that  $T_e$ 's deduced from the Balmer discontinuity of H I recombination spectra are systematically lower than those derived from the [O III] forbidden line ratio, a discrepancy first reported by Peimbert (1971). For most PNe, the ORL/CEL abundance discrepancy factors (adf's) typically lie in the range 1.6–3.2, but with a significant tail extending to much higher values. Liu et al. (1995) and Luo et al. (2001) found an adf of  $\sim 5$  for NGC 7009, while Liu et al. (2000) derived an adf of  $\sim 10$  for NGC 6153 and Liu et al. (2001) obtained adf's of  $\sim 6$  and 20 for Bulge PNe M 2-36 and M 1-42, respectively. The highest adf recorded hitherto for a PN is  $\sim 71$  for Hf 2-2 (Liu 2003; Liu et al. 2006).

## 2. Interpretation

It is now widely accepted that both types of the above-mentioned discrepancies are real rather than caused by e.g. errors in atomic data or observational uncertainties. The

discrepancies are traditionally interpreted in terms of large  $T_e$  fluctuations (Peimbert 1967) and/or  $N_e$  inhomogeneities (Rubin 1989; Viegas & Clegg 1994). Yet there is no direct measurement pointing to the existence of large  $T_e$  fluctuations in PNe and physical causes that might lead to them remain unclear. More importantly, the paradigm fails to explain the wide range of data extending from the UV to the IR that are available now (Liu 2003, 2005; but see the review by M. Peimbert in the volume for a different view):

(a) The value of the adf is found to be uncorrelated with the excitation energy  $E_{\text{ex}}$  or the critical density  $N_{\text{cr}}$  of the CEL involved, as one would expect if  $T_e$  fluctuations and/or  $N_e$  inhomogeneities are the root cause;

(b) IR fine-structure lines such as [O III] 52- and 88- $\mu\text{m}$ , which have  $E_{\text{ex}} \lesssim 1000$  K and are therefore insensitive to  $T_e$  and  $T_e$  fluctuations, yield ionic abundances comparable to UV/optical CELs. This is true for all PNe analyzed hitherto, including those of densities lower than the critical densities of the IR fine-structure lines;

(c) Values of the adf larger than 5 are difficult to explain by such effects;

(d) The  $T_e$  fluctuation scenario implicitly requires the nebular heavy element abundances to be the higher ORL values. Yet such abundances are often much higher than the solar value making it very difficult to reconcile with the current theory of stellar evolution for low- and intermediate-mass stars.

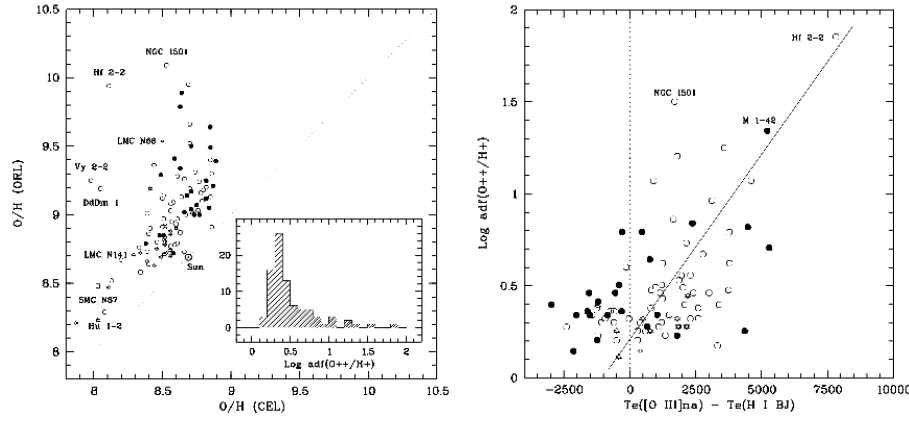
(e) Imaging and spatially resolved spectroscopic observations have yielded small values for  $t^2$ , Peimbert's parameter of  $T_e$  fluctuations (e.g. Rubin et al. 2002 for NGC 7009).

An alternative interpretation was presented by Liu et al. (2000). In their analysis of NGC 6153, Liu et al. concluded that the nebula must contain another previously unknown component of ionized gas, cold and highly enriched in heavy elements. The conjecture was strongly supported by the later discovery of very low Balmer jump  $T_e$ 's in two PNe of large adf's, 3680 K in M 1-42 (adf = 22; Liu et al. 2001) and 900 K in Hf 2-2 (adf = 71; Liu 2003; Liu et al. 2006). Both PNe have a typical [O III] forbidden line temperature of  $\sim 9000$  K. Further evidence pointing to the presence of a cold component of metal-rich plasma was provided by the analyses of He I and O II ORLs as well as by detailed photoionization modeling that incorporates H-deficient inclusions embedded in a nebula of "normal" composition (c.f. Liu 2003, 2005 and references therein).

In what follows, I will summarize progress achieved on this important problem since the last IAU symposium on PNe. Additional discussions on the topic can be found in this volume in articles by Peimbert, by Barlow, Liu & Hales and by Tsamis et al.

### 3. ORL spectroscopic surveys

Several deep optical spectroscopic surveys, allowing detailed nebular plasma diagnostics and abundance analyses using the relatively weak hydrogen and helium recombination continua and ORLs from heavy element ions, have been carried out and published for several dozens of Galactic disk and Bulge PNe and for a number of Galactic and extragalactic H II regions. Tsamis et al. (2003b, 2004) studied 12 Galactic and 3 Magellanic PNe. Liu et al. (2004ab) analyzed 12 Galactic PNe. Robertson-Tessi & Garnett (2005) and Wesson et al. (2005) surveyed 6 and 23 Galactic PNe, respectively. Finally, Wang & Liu (2006, in preparation; c.f. their contribution in this volume) observed 25 Galactic Bulge and 6 disk PNe. Detailed studies for individual nebulae since 2001 were presented by Liu et al. (2001; M 1-42 and M 2-36), Garnett & Dinerstein (2001a; NGC 6720), Zhang & Liu (2003; M 2-24), Shen, Liu & Danziger (2003; Me 1-1), Wesson, Liu & Barlow (2003; Abell 30), Ruiz et al. (2003; NGC 5307), Peimbert et al. (2004; NGC 5315), Ercolano et al. (2004; NGC 1501), Wesson & Liu (2004; NGC 6543), Sharpee et al. (2004; IC 418), Zhang et al. (2005; NGC 7027) and Liu et al. (2006; Hf 2-2). In total, about 90 PNe have



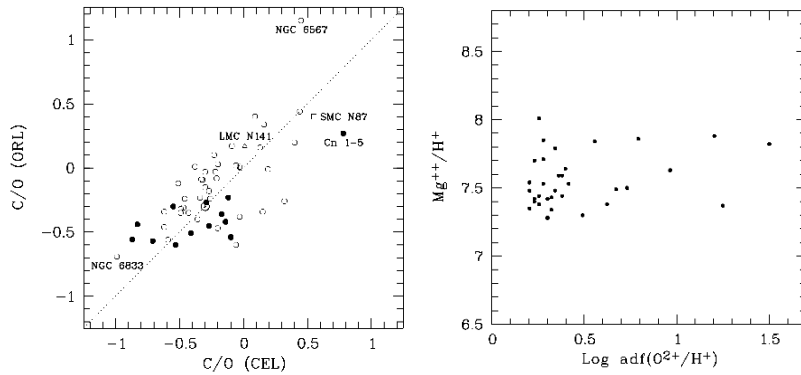
**Figure 1.** *Left panel:* Comparison of O/H deduced from O II ORLs and from optical [O III] CELs. The insert shows a histogram of the ORL/CEL abundance discrepancy factor (adf) of  $O^{2+}/H^+$  for 86 PNe. *Right panel:*  $\log \text{adf}(O^{2+}/H^+)$  plotted against the difference between  $T_e$ 's deduced from the [O III] optical forbidden lines and from the H I Balmer jump. The solid line shows a linear fit obtained by Liu et al. (2001). Open circles: Galactic disk PNe; Filled circles: Galactic Bulge PNe; Triangles: Magellanic PNe; Stars: H II regions.

been studied using ORLs. For H II regions, observations were presented by Esteban et al. (2002) for 4 extragalactic giant H II regions (NGC 604 in M33, NGC 5461 and 5471 in M101 and NGC 2363), Tsamis et al. (2003a) for 3 Galactic (M42, M17 and NGC 3576) and 3 Magellanic (30 Doradus, LMC N11B and SMC N66) nebulae, Peimbert (2003) for 30 Doradus, Esteban et al. (2004) for M42 and García-Rojas et al. (2004, 2005 and 2006) for NGC 3576, S311, M16, M20 and NGC 3603.

The left panel of Fig. 1 compares O/H deduced from ORLs and from CELs for PNe and H II regions. For *all* nebulae, ORL abundances are higher than the corresponding CEL values. In addition, except for a few halo PNe, O/H abundances deduced from ORLs are higher than the solar value of 8.69 (Lodders 2003) for almost all Galactic PNe, by up to a factor of 25 (1.4 dex) in the most extreme case. The insert shows a histogram of  $\log \text{adf}(O^{2+}/H^+)$  for 86 PNe. The distribution peaks at 0.35 dex, or a factor of 2. Approximately 10% and 20% of PNe have adf's larger than 10 and 5, respectively. The right panel of Fig. 1 plots  $\log \text{adf}(O^{2+}/H^+)$  against  $T_e([O III]) - T_e(BJ)$ , the difference between  $T_e$ 's derived from the [O III] forbidden lines and from the Balmer jump of the H I recombination spectrum. As noted by Liu et al. (2001) there is a positive correlation between the two quantities. For Hf 2-2, the most extreme PNe found so far,  $\text{adf} = 71$  and  $T_e(BJ) = 900$  K, compared to  $T_e([O III]) = 8820$  K (Liu et al. 2006).

Large, evolved, low surface brightness, low excitation PNe tend to have large adf's (Garnett & Dinerstein 2001b; Tsamis et al. 2004; Liu et al. 2004b). For a given PN, adf increases towards the centre (Garnett & Dinerstein 2001a; Liu et al. 2000; Luo & Liu 2003; Liu et al. 2006). Similar patterns were observed earlier in several PNe in the case of  $C^{2+}/H^+$  (e.g. Barker 1987). It seems that as the main nebula expands and decreases in surface brightness, cold H-deficient inclusions become dominant in emitting ORLs.

For all abundant second-row elements studied,  $X/H$  ( $X = C, N, O$  and  $Ne$ ) deduced from ORLs are all enhanced compared to the CEL values by about the same amount for a given nebula. Abundance ratios, such as C/O, N/O and Ne/O deduced from two types of lines are therefore comparable. The left panel of Fig. 2 shows that C/O ratios deduced from ORLs and from CELs agree well. The agreement is less satisfactory for N/O and Ne/O – ORLs tend to yield higher values than CELs, by 0.2 and 0.4 dex, respectively.



**Figure 2.** *Left panel:* Comparison of C/O ratios derived from ORLs and from CELs. Open circles: Galactic disk PNe; Filled circles: Galactic Bulge PNe. For the 39 disk and 13 Bulge PNe, ORL analysis yields average C/O ratios of  $-0.11 \pm 0.05$  and  $-0.38 \pm 0.07$ , respectively. For CEL analysis, the corresponding values are  $-0.19 \pm 0.05$  and  $-0.32 \pm 0.12$ , respectively. For the whole sample, ORL analysis yields average C/O ratios of  $-0.15 \pm 0.04$  for 57 disk PNe and  $-0.36 \pm 0.0$  for 24 Bulge PNe, respectively. *Right panel:*  $Mg^{++}/H^+ \approx Mg/H$  plotted against  $\text{log adf}(O^{2+}/H^+)$ . The 33 PNe shown yield an average logarithmic  $Mg^{++}/H^+$  ratio of  $7.56 \pm 0.03$  on a scale where  $H = 12$ , almost identical to the solar value  $Mg/H = 7.55$  (dotted line).

The discrepancies are probably caused by uncertainties in the effective recombination coefficients for N II and Ne II. We still lack high quality calculations of effective recombination coefficients for the 3d – 4f transitions. Note that Fig. 2 shows that Bulge PNe have lower C/O ratios than disk ones by approximately 0.2 dex.

In contrast, for the third-row element Mg, values of  $Mg^{2+}/H^+$ , which to a good approximation equals  $Mg/H$ , deduced from the Mg II 3d–4f  $\lambda 4481$  ORL, are nearly constant for a wide range of adf and are almost identical to the solar value (Barlow et al. 2003; Liu et al. 2004b). As pointed out by Barlow et al. (2003), depletion of Mg onto dust grains is unlikely significant for ionized gaseous nebulae. Data on Mg abundances from CELs are scarce, due to the lack of lines in the optical. For a few high excitation PNe for which IR observations of the [Mg IV]  $4.4\mu\text{m}$  and [Mg V]  $5.6\mu\text{m}$  lines are available (Liu et al. 2004b; Zhang et al. 2005b), the data appear to imply  $\text{adf}(Mg/H) \sim 1$ . It seems that the large ORL/CEL abundance discrepancies observed for second-row elements are not present for magnesium. The result poses a serious constraint on the possible origins of H-deficient inclusions that are postulated to exist in PNe and possibly also in H II regions.

#### 4. Nebular conditions as probed by recombination lines and continua

The bi-abundance model proposed by Liu et al. (2000) assumes that most of the observed flux of ORLs are emitted by cold, H-deficient inclusions embedded in the nebula and predicts that, for a given nebula,  $T_e([O \text{ III}]) \gtrsim T_e(H \text{ I BJ}) \gtrsim T_e(He \text{ I}) \gtrsim T_e(O \text{ II})$  (Liu 2003; Péquignot et al. 2003). The predictions are supported and strengthened by new observations and diagnostics developed since the last IAU symposium on PNe. Table 1 compares  $T_e$ 's and  $N_e$ 's deduced from CELs and from ORLs/continua for PNe with  $\text{adf} > 4.5$ . Two peculiar PNe, M 2-24 ( $\text{adf} = 17$ , Zhang & Liu 2003) and M 3-27 ( $\text{adf} = 5.5$ , Wesson, Liu & Barlow 2005) have been excluded from the list.

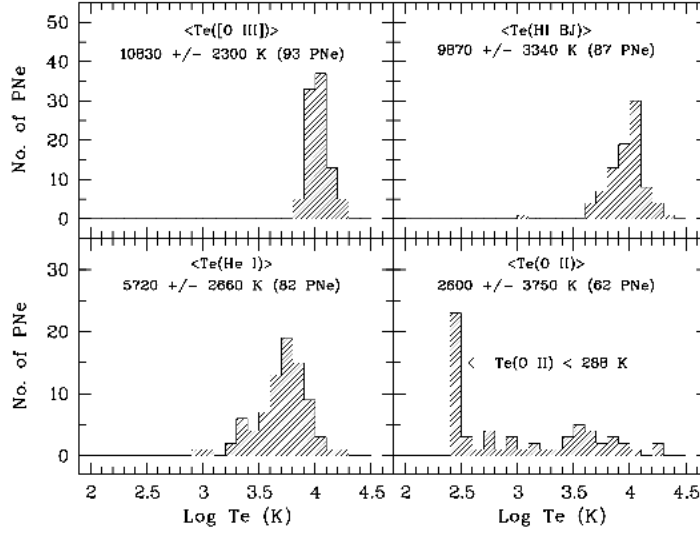
##### 4.1. H I recombination spectrum

For nearly all PNe surveyed,  $T_e(\text{BJ})$  has been determined from the ratio of Balmer jump at  $3646 \text{ \AA}$  to H 11  $\lambda 3770$  of the H I recombination spectrum. Whereas the Balmer

**Table 1.** Comparison of  $T_e$ 's and  $N_e$ 's deduced from CELs and from ORLs/continua

Nebula	adf( $O^{++}/H^+$ )	$T_e([O\ III])$ (K)	$\log N_e(\text{CELs})$ ( $\text{cm}^{-3}$ )	$T_e(\text{BJ})$ (K)	$\log N_e(\text{BD})$ ( $\text{cm}^{-3}$ )	$T_e(\text{He I})$ (K)	$T_e(O\ II)$ (K)
NGC 7009	4.7	9980	3.6	7200	3.8	5040	420
H 1-41	5.1	9800	3.0	4500		2930	<288
NGC 2440	5.4	16150	3.8	14000			<288
Vy 1-2	6.2	10400	3.4	6630		4430	3450
IC 4699	6.2	11720	3.3	12000		2460	<288
NGC 6439	6.2	10360	3.7	9900	5.5	4900	851
M 3-33	6.6	10380	3.3	5900		5020	1465
M 2-36	6.9	8380	3.6	6000	3.8	2790	520
IC 2003	7.3	12650	3.5	11000	3.0	5600	<288
NGC 6153	9.2	9120	3.5	6000	3.8	3350	350
LMC N66	11.0	18150	3.6				
DdDm 1	11.8	12300	3.6	11400	3.8	3500	
Vy 2-2	11.8	13910	4.2	9300		1890	1260
NGC 2022	16.0	15000	3.2	13200		15900	<288
NGC 40	17.8	10600	3.1	7000	3.2	10240	
M 1-42	22.0	9220	3.1	4000	3.7	2260	<288
NGC 1501	31.7	11100	3.0	9400			
Hf 2-2	71.2	8820	3.0	1000	2.6	940	630

*References:* NGC7009: Liu et al.(1995); H 1-41, IC 4699, NGC 6439, M 3-33: Wang & Liu (in preparation); NGC 2440, NGC 2022, LMC N 66: Tsamis et al. (2004); Vy 1-2, IC 2003, DdDm 1, Vy 2-2: Wesson, Liu & Barlow (2005); M 2-36, M 1-42: Liu et al. (2001); NGC 6153: Liu et al. (2000); NGC 40: Liu et al. (2004b); NGC 1501: Ercolano et al. (2004); Hf 2-2: Liu et al. (2006).



**Figure 3.** Distributions of  $T_e$  derived from the a)  $[O\ III]$  nebular to auroral line ratio; b)  $H\ I$  Balmer jump; c)  $He\ I$  line ratios (mostly  $\lambda 7281/\lambda 6678$ ); and d)  $O\ II\ \lambda 4089/\lambda 4649$  line ratio. For the distribution in each panel, the average  $T_e$  and its standard deviation are labelled.

discontinuity is sensitive to  $T_e$ , intensities of high-order Balmer lines ( $n \gtrsim 20$ ) relative to a lower one (e.g.  $H\ 11$ ) increase with  $N_e$  and can thus be used to deduce  $N_e$  under which  $H\ I$  lines are emitted. Zhang et al. (2004) deduced values of  $T_e$  and  $N_e$  from the Balmer jump and decrement,  $T_e(\text{BJ})$  and  $N_e(\text{BD})$ , for a sample of 48 PNe. Apart from the well

established relation that  $T_e([\text{O III}]) \gtrsim T_e(\text{BJ})$ , they also find that in general  $N_e(\text{BD}) \gtrsim N_e(\text{CELs})$ , the average density deduced from optical CELs (c.f. Table 1). In addition, they find that for many PNe,  $T_e([\text{O III}])$  deduced from the  $(\lambda 4959 + \lambda 5007)/\lambda 4363$  ratio is lower than that yielded by the  $(\lambda 4959 + \lambda 5007)/(52\mu\text{m} + 88\mu\text{m})$  ratio, which is in contradiction with the predictions of  $T_e$  fluctuations but can be explained by invoking modest  $N_e$  inhomogeneities.

#### 4.2. He I recombination spectrum

Liu (2003) used the He I  $\lambda 5876/\lambda 4471$  and  $\lambda 6678/\lambda 4471$  ratios to deduce the average  $T_e$  of He I ORLs,  $T_e(\text{He I})$ . Zhang et al. (2005a) proposed to use another ratio  $\lambda 7281/\lambda 6678$  and analyzed 48 PNe. The latter has the advantages of being less sensitive to uncertainties in flux calibration, reddening corrections and to optical depth effects of the metastable  $2s^3\text{S}$  level, although the lines involved are weaker. The results show that  $T_e(\text{He I}) \lesssim T_e(\text{BJ})$ , in line with the predictions of the bi-abundance model, but in stark contradiction with the scenario of  $T_e$  fluctuations which predicts that  $T_e(\text{He I } \lambda 7281/\lambda 6678) \gtrsim T_e(\text{BJ})$ . Another potential diagnostic to determine  $T_e(\text{He I})$ , yet to be fully exploited, is the weak He I discontinuity at  $3421 \text{ \AA}$  produced by recombinations of  $\text{He}^+$  to the  $2p^3\text{P}^o$  level (Liu & Danziger 1993; Zhang et al. 2005b). Recombinations of  $\text{He}^{++}$  to the  $n = 5$  level also produce a discontinuity at  $5694 \text{ \AA}$  in the optical, which is however only observable in very high excitation PNe where helium is mostly doubly ionized (Liu & Danziger 1993).

#### 4.3. O II ORLs

In their analysis of M 1-42 and M 2-36, Liu et al. (2001) noticed that while the relative intensities of O II ORLs observed in those two PNe and in NGC 7009 (Liu et al. 1995) and NGC 6153 (Liu et al. 2000) agree well with the predictions of recombination theory, there are discrepancies. For example, relative to the strongest  $4f - 4d$  transition  $4f\text{G}[5]_{11/2}^o - 3d^4\text{F}_{9/2} \lambda 4089$ , the intensity of the strongest  $3p - 3s$  transition  $3p^4\text{D}_{7/2}^o - 3s^4\text{P}_{5/2} \lambda 4649$  appears to be too weak by  $\sim 40\%$  compared to the predicted value calculated at  $T_e(\text{BJ})$ . Later it became clear that the discrepancy was caused by the fact that the O II ORLs arise from plasma of  $T_e$ 's far lower than  $T_e(\text{BJ})$  (Liu 2003). By comparing the observed  $\lambda 4089/\lambda 4649$  ratio with the theoretical value as a function of  $T_e$  calculated down to 288 K, the average  $T_e$ 's under which O II lines are emitted have been determined for a number of PNe (Tsamis et al. 2004; Liu et al. 2004b and Wesson et al. 2005). In general,  $T_e(\text{O II}) \sim 1000 \text{ K}$  (Table 1). Fig. 3 shows histograms of  $T_e([\text{O III}])$ ,  $T_e(\text{BJ})$ ,  $T_e(\text{He I})$  and  $T_e(\text{O II})$ . While  $T_e(\text{O II})$  scatters over a wide range of values, presumably due to measurement uncertainties given the weakness of the lines, the diagram clearly shows that  $T_e(\text{O II}) \lesssim T_e(\text{He I}) \lesssim T_e(\text{BJ}) \lesssim T_e([\text{O III}])$ , as predicted by the bi-abundance model (Liu et al. 2000). Note that the width of the  $T_e$  distribution increases from  $T_e([\text{O III}])$ , through  $T_e(\text{BJ})$  and  $T_e(\text{He I})$  to  $T_e(\text{O II})$ . Parts of this increase are clearly caused by observational uncertainties as the measurements become increasingly difficult. Alternatively, it may well be that the relative importance of the postulated cold H-deficient inclusions and the main nebula in emitting ORLs varies from object to object; this contributes to the large scatter observed in  $T_e(\text{He I})$  and particularly in  $T_e(\text{O II})$ . This is consistent with the loose correlation observed between  $\text{adf}$  and  $T_e([\text{O III}]) - T_e(\text{BJ})$  (Fig. 1).

Applying the same technique to the well known H-deficient knots in Abell 30, Wesson et al. (2003) showed that the prominent O II ORLs emitted by those knots arise from plasma of  $T_e \sim 500 - 2000 \text{ K}$ . Note that the knots are O-rich, in contradiction to the prediction that they originate from ejecta of a late thermal pulse of the helium flash of a *single* star evolution and should therefore be C-rich (Iben et al. 1983).

Several PNe in our sample show O II  $\lambda 4089/\lambda 4649$  ratios higher than the predicted

value of 0.41 at 288 K, the lowest  $T_e$  for which the effective recombination coefficients are available. Tsamis et al. (2004) detected a weak feature at 4116 Å in 3 PNe (NGC 3242, 5882 and 6818) and attributed it to Si IV  $4s^2S_{1/2} - 4p^2P_{1/2}^\circ$   $\lambda 4116.1$ . The other component of the multiplet,  $J = 1/2 - 3/2$  at 4088.8 Å, blends with O II  $\lambda 4089.3$ . Assuming Si IV  $\lambda 4089/\lambda 4116 = 2$ , they corrected the measured O II  $\lambda 4089$  flux for the presence of Si IV when calculating  $T_e(\text{O II})$ . For NGC 7009 listed in Table 1, our unpublished spectrum reveals a feature at 4116 Å. If we attribute it to Si IV and apply similar corrections, then  $T_e(\text{O II})$  increases from the listed value of 420 K to 1310 K. On the other hand, the spectrum of another PN in Table 1, Vy 2-2, shows a feature at 4116 Å with an intensity that is higher than even that of the  $\lambda 4089$  feature. In view of the facts that  $\text{O}^{2+}/\text{H}^+$  derived from the  $\lambda 4089$  feature, assuming it is entirely due to O II  $\lambda 4089$ , is in good agreement with values derived from other O II lines (Wesson, Liu & Barlow 2005), and that Si IV  $\lambda 4089/\lambda 4116 = 2$ , it is unlikely that the  $\lambda 4116$  feature detected in Vy 2-2 is entirely due to Si IV, even if Si IV is present in this nebula. We were unable to find a more plausible assignment for the  $\lambda 4116$  feature.

Detailed analyses (Liu 2003; Tsamis et al. 2003) revealed that the relative intensities of O II ORLs within a given multiplet deviate from the predictions of the recombination theory that has hitherto tacitly assumed that the ground fine-structure levels of recombining  $\text{O}^{++}$  ions,  $2p^2\ ^3P_{0,1,2}$ , are thermalized and populated according to the statistical weights (Storey 1994; Liu et al. 2000). The effects provide a means of determining the density under which the lines are emitted, and consequently the total mass of ionized gas required to reproduce their observed fluxes. An empirical calibration of the intensity of the  $3p\ ^4D_{7/2}^\circ - 3s\ ^4P_{5/2}$   $\lambda 4649$  transition relative to the total intensity of the whole multiplet as a function of *forbidden line*  $N_e$  was presented by Ruiz et al. (2003). *Ab initio* calculations of effective recombination coefficients that take into account the populations of the individual fine-structure levels of the recombining ion as a function of  $N_e$  have been carried out and preliminary results reported by Bastin & Storey (2005; c.f. also the contribution by the same authors in the volume). Applications of the data to observations yield densities that are higher than the diffuse gas, as one would expect if the cold high metallicity plasma that is postulated to be responsible for most of the observed emission of ORLs originates from evaporation of H-deficient condensations embedded in the nebula. Analysis also shows that the amount of metal deposited in those H-deficient clumps is substantial and comparable to that in the “normal” component (Liu et al. 2006).

In summary, a self-consistent picture has emerged that points to the presence of a new component of cold plasma that is highly enriched in helium and heavy elements and probably in the form of H-deficient inclusions embedded in the nebula. Its existence provides a natural solution to the long-standing dichotomy of nebular plasma diagnostics and abundance determinations using ORLs on the one hand and CELs on the other. The study has demonstrated that we have much to learn from those weak ORLs that are only revealed by deep high resolution spectroscopy. The diagnostic tools developed from the analysis of the O II spectrum as outlined above can be easily extended to recombination spectra of other heavy element ions, such as C II, N II and Ne II, though the observations would be even more demanding as the lines become even fainter. Indeed, analyses of available data on C II and N II ORLs, albeit sparse, yield corroborative evidence that they arise from plasma of  $T_e \sim 1000$  K, as do the O II ORLs.

Several scenarios for the possible origins of the postulated H-deficient inclusions have been proposed, including the “born-again” scenario (Iben et al. 1983), evaporating planetesimals (Liu 2003, 2005) and novae (Wesson et al. 2003). Further studies are clearly needed to discriminate between these possibilities.

## References

- Barker, T. 1987, *ApJ* 322, 922
- Barlow, M. J., et al. 2003, in: S. Kwok, M. Dopita & R. Sutherland (eds.), *Planetary Nebulae: Their Evolution and Role in the Universe* (San Francisco: ASP), p.373
- Bastin, R. & Storey, P. J. 2005, in: R. Szczerba, G. Stasinska & S. K. Gorny (eds.), *Planetary Nebulae as Astronomical Tools* (Springer, New York), AIP Conf. Proc., Vol. 804, p.63
- Ercolano, B., Wesson, R., Zhang, Y., et al. 2004, *MNRAS* 354, 558
- Esteban, C., Peimbert, M., Torres-Peimbert, S., & Rodríguez, M. 2002, *ApJ* 581, 241
- Esteban, C., Peimbert, M., García-Rojas, J., et al. 2004, *MNRAS* 355, 229
- García-Rojas, J., Esteban, C., Peimbert, M., et al. 2004, *ApJS* 153, 501
- García-Rojas, J., Esteban, C., Peimbert, A., et al. 2005, *MNRAS* 362, 301
- García-Rojas, J., Esteban, C., Peimbert, M., et al. 2006, *MNRAS* 368, 253
- Garnett, D. & Dinerstein, H. L. 2001a, *ApJ* 558, 145
- Garnett, D. & Dinerstein, H. L. 2001b, *RMxAA (Conf. Ser.)* 10, 13
- Iben, I., Kaler, J. B. & Truran J. W. 1983, *ApJ* 264, 605
- Liu, X.-W. 2003, in: S. Kwok, M. Dopita & R. Sutherland (eds.), *Planetary Nebulae: Their Evolution and Role in the Universe* (San Francisco: ASP), p.339
- Liu, X.-W. 2005, in: J. Walsh, L. Stanghellini & N. Douglas (eds.), *Planetary Nebulae beyond the Milky Way* (Berlin: Springer-Verlag), p.169
- Liu, X.-W., Barlow, M. J., Zhang, Y., et al. 2006, *MNRAS* in press (astro-ph/0603215)
- Liu, X.-W. & Danziger, I. J. 1993, *MNRAS* 263, 256
- Liu, Y., Liu, X.-W., Luo, S.-G. & Barlow, M. J. 2004a, *MNRAS* 353, 1231
- Liu, Y., Liu, X.-W., Barlow, M. J. & Luo, S.-G. 2004b, *MNRAS* 353, 1251
- Liu, X.-W., Luo, S.-G., Barlow, M. J., Danziger, I. J. & Storey, P. J. 2001, *MNRAS* 327, 141
- Liu, X.-W., Storey, P. J., Barlow, M. J. & Clegg, R. E. S. 2001, *MNRAS* 272, 369
- Lodders, K. 2003, *ApJ* 591, 1220
- Luo, S.-G. & Liu, X.-W. 2003, in: S. Kwok, M. Dopita & R. Sutherland (eds.), *Planetary Nebulae: Their Evolution and Role in the Universe* (San Francisco: ASP), p.393
- Luo, S.-G., Liu, X.-W. & Barlow, M. J. 2001, *MNRAS* 326, 1049
- Peimbert, M. 1967, *ApJ* 150, 825
- Peimbert, M. 1971, *Bol. Obs. Tonantzintla Tacubaya* 6, 29
- Peimbert, M., Peimbert, A., Ruiz, M. T. & Esteban, C. 2004, *ApJS* 150, 431
- Peimbert, A. 2003, *ApJ* 584, 735
- Péquignot, D. et al. 2003, in: S. Kwok, M. Dopita & R. Sutherland (eds.), *Planetary Nebulae: Their Evolution and Role in the Universe* (San Francisco: ASP), p.347
- Robertson-Tessi, M. & Garnett, D. 2005, *APJS* 157, 371
- Rubin, R. H. 1989, *ApJS* 69, 897
- Rubin, R. H., et al. 2002, *MNRAS* 334, 777
- Ruiz, M. T., Peimbert, A., Peimbert, M. & Esteban, C. 2003, *ApJ* 595, 247
- Sharpee, B., Baldwin, J. A. & Williams, R. 2004, *ApJ* 615, 323
- Shen, Z.-X., Liu, X.-W. & Danziger, I. J. 2003, *A&A* 422, 563
- Storey, P. J. 1994, *A&A* 282, 999
- Tsamis, Y. G., Barlow, M. J., Liu, X.-W., et al. 2003a, *MNRAS* 338, 186
- Tsamis, Y. G., Barlow, M. J., Liu, X.-W., et al. 2003b, *MNRAS* 345, 186
- Tsamis, Y. G., Barlow, M. J., Liu, X.-W., et al. 2004, *MNRAS* 353, 953
- Viegas, S. & Clegg, R. E. S. 1994, *MNRAS* 271, 993
- Wesson, R., Liu, X.-W. & Barlow, M. J. 2003, *MNRAS* 340, 253
- Wesson, R. & Liu, X.-W. 2004, *MNRAS* 351, 1026
- Wesson, R., Liu, X.-W. & Barlow, M. J. 2005, *MNRAS* 362, 424
- Zhang, Y. & Liu, X.-W. 2003, *A&A* 404, 545
- Zhang, Y., Liu, X.-W., Wesson, R., et al. 2004, *MNRAS* 351, 935
- Zhang, Y., Liu, X.-W., Liu, Y. & Rubin, R. H. 2005a, *MNRAS* 358, 457
- Zhang, Y., Liu, X.-W., Luo, S.-G., Péquignot, D. & Barlow, M. J. 2005b, *A&A* 442, 249
- Zhang, Y., Rubin, R. H. & Liu, X.-W. 2005c, *RevMexAA (Serie de Conf.)* 23, 15