

Curvature perturbation from symmetry breaking the end of inflation

Laila Alabidi and David Lyth

Physics Department, Lancaster University, LA1 4YB

We consider a two-field hybrid inflation model, in which the curvature perturbation is predominantly generated at the end of inflation. We find that we can get a measurable amount of non-gaussianity for certain couplings of the fields to the waterfall.

PACS numbers:

I. INTRODUCTION

We consider the scenario introduced by Lyth [1, 2], in which a possibly dominant contribution to the curvature perturbation is generated at the end of inflation. As illustrated in Figure I, this contribution is generated if the end of inflation (taken to be abrupt) occurs on a space-time slice which is not one of uniform energy density.

In [2] the general formalism for the scenario was worked out. Then a model was constructed, by making a second waterfall field in a single-component hybrid inflation model. Here we invoke instead hybrid inflation involving a two-component inflation (ϕ, ψ). During inflation the potential depends only on $\phi^2 + \psi^2$, corresponding to an $SO(2)$ symmetry. But as illustrated in Figure II the end of inflation occurs on an ellipse, which breaks the symmetry and generates a contribution to the curvature perturbation at the end of inflation. We choose inverted hybrid inflation [3] instead of the original model [4] so that we can reproduce the observed negative spectral tilt [5].

II. THE MODEL

The potential is

$$V(\phi, \psi) = V_0 \left(\frac{1}{2} m^2 \phi^2 + \frac{1}{2} \psi^2 + f \phi^2 + g \psi^2 + h^2 \frac{\phi^2}{2} + \frac{m^2}{2} \psi^2 \right) \quad (2.1)$$

The waterfall field is held at 0 during inflation and rolls rapidly to its true minimum when

$$m^2 = f_e^2 + g_e^2 + h^2; \quad (2.2)$$

where $e(\phi)$ is the value of ψ at the end of inflation. During inflation, we take the trajectory to be along the $\psi = 0$ path, and the potential behaves as a quadratic one $V = V_0 m^2 \phi^2/2$. We allow the elliptic surface of the end of inflation to have any orientation (see figure II), which is equivalent to fixing the ellipse and varying the trajectory. This is accounted for in the cross coupling term in the potential $g \phi^2 \psi^2/2$. For such a setup, either all slow-roll conditions are satisfied till ϕ is destabilized, or the

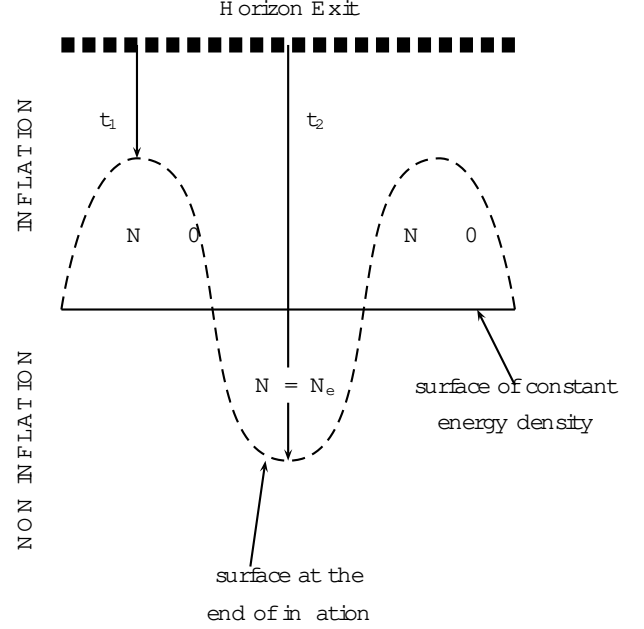


FIG. 1: Single field inflation ends on a surface of constant energy density, we however are considering the case of multiple fields driving inflation, and thus inflation ends on a surface of non-constant energy density, as represented by the dotted line. It is clear to see that t_1 and t_2 produce different amount of inflation, thus the family of trajectories is still curved at the end, and the curvature perturbation is increased by an amount $N_e = N$.

violation of one 'pauses' inflation until the amplitude of the perturbations decays and inflation resumes. In this paper we consider the former. To analyse this case, we will use the equations derived in [2].

III. THE EQUATIONS

The curvature perturbation is $\zeta = \zeta_{inf} + \zeta_{end}$. The first term is the constant contribution of ζ_{inf} , and the second term is the constant contribution of ζ_{end} which is generated only at the end of inflation. From [2],

$$\zeta = N_e^{(0)} \left(\frac{\delta \phi}{\phi} \right)^2 + \frac{1}{2} 2N_e^{(0)} \left(\frac{\delta \phi}{\phi} \right)^2 + N_e^{(0)} \left(\frac{\delta \psi}{\psi} \right)^2 \quad (3.1)$$

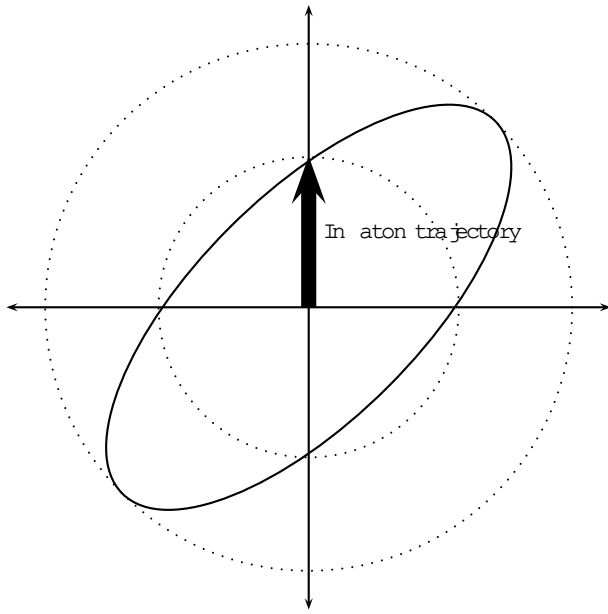


FIG. 2: Representation of the setup, where the surface at the end of inflation is an ellipse, therefore varying the trajectory (or the orientation of the ellipse) varies the amount of inflation. The dotted circles correspond to scenarios in which all trajectories are equal, as in single field inflation.

where:

$$N_e^0 = \frac{dN_e}{d\phi_e} = \frac{1}{2\phi_e} \quad (3.2)$$

$$N_e^{\omega} = \frac{d^2 N_e}{d\phi_e^2} = \frac{2\phi_e}{2\phi_e} \quad (3.3)$$

The slow-roll parameters are:

$$\epsilon = \frac{m^2}{V_0} \quad (3.4)$$

$$\eta = \frac{m^4}{2V_0^2} \phi_e^2 = \frac{m^2}{2f} \quad (3.5)$$

From (2.2), for $\phi_e = 0$ we have $\phi_e^2 = m^2 = f$. Thus:

$$\epsilon = \frac{g_e + 2h}{2f\phi_e + g} = \frac{g}{2f} \quad (3.6)$$

and

$$\begin{aligned} \eta &= \frac{2h}{2f\phi_e + g} - \frac{2f}{2f\phi_e + g} \frac{g_e + sh}{2f\phi_e + g} \\ &= \frac{1}{m} \frac{1}{f} h - \frac{g}{2} \end{aligned} \quad (3.7)$$

Substituting equations (3.2)–(3.7) in equation (3.1) we get:

$$\begin{aligned} &= \frac{g}{2f\phi_e^2} \\ &+ \frac{1}{2} \left(2 - \frac{g^2}{4f^2} + \frac{h}{m} \frac{g}{2f\phi_e} \right)^2 \quad (3.8) \end{aligned}$$

IV. PARAMETER CONSTRAINTS I

We analyse first the case $P = P_{inf}$, where P_{inf} is the inflation contribution to σ_8 and P are the spectra. Then $P' = P$. To agree with the observation σ_8 must be almost gaussian, so the first term of Eq. (3.8) must dominate giving

$$P = \frac{g^2}{4f^2} \frac{1}{2\phi_e} \frac{H_k}{2}^2 \quad (4.1)$$

As $P_{inf} = \frac{1}{2} \frac{H_k}{2}^2$ thus $P = \frac{g^2}{4f^2} P_{inf}$. From slow-roll we have $3H = -\frac{dV}{d\phi}$, and $N = Ht$, thus $\frac{1}{\phi_e} = \exp(-N)$. Since $\phi_e = (\phi_k = \phi_e)^2$, P simplifies to:

$$P = \frac{g^2}{4f^2} P_{inf} \quad (4.2)$$

Since the slow-roll parameters in this model satisfy $\epsilon \ll 1$, the spectral index is $n = 1 + 2\epsilon$ whether or not η dominates. We can choose ϵ so that $n = 0.95$ in agreement with observation.

Non-gaussianity is specified by parameters f_{NL} and τ_{NL} , defining respectively the bispectrum and trispectrum of δ . We write

$$\delta = g + x \frac{g^2}{2}; \quad (4.3)$$

where $g = N_e^0 \phi_e$ is practically gaussian. Then

$$(3=5)f_{NL} = x \quad (4.4)$$

$$= \frac{2f}{g^2} h - \frac{g}{2}; \quad (4.5)$$

and $\tau_{NL} = 4x^2$. For f_{NL} to be observable we need $h \approx 1$, which means that f_{NL} is positive while τ_{NL} is bounded to be $< 10^4$ [6]. Its observational bound is $54 < f_{NL} < 114$ [5].

In Figure 3 we plot f_{NL} versus $h=g$, taking $g=f=10$ and $\epsilon=0.05$. The interesting result is that the multi-field hybrid model can generate a significant amount of non-gaussianity through the termination of inflation. Note that for $h > 500g$ we get $f_{NL} \ll 1$, which is the condition for eventual detectability.

Now we come to the case $P = P_{inf}$. Then

$$\sigma_8^2 = \sigma_{inf}^2 + \sigma^2; \quad (4.6)$$

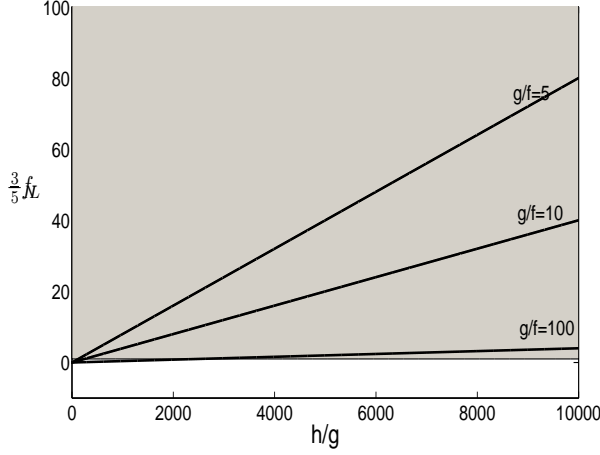


FIG. 3: Plot of $\frac{3}{5}f_{NL}$ vs. h/g for three values of g/f . It is clear from the graph that we have a measurable (significant) non-gaussianity for $h > g$. The shaded region corresponds to the region which can be measured, and which has not yet been ruled out

with

$$\approx \frac{h}{m} \frac{g=2}{2f_e}^2; \quad (4.7)$$

The non-gaussian fraction is

$$r_{ng} = \frac{P_{\wedge}}{P_{inf}}^{1=2}, \quad \frac{h}{m} \frac{g=2}{2f}^{1=2}; \quad (4.8)$$

which is related to the non-gaussianity parameters by

$$r_{ng} = f_{NL} P^{1=2 \frac{1}{3}}, \quad (f_{NL} P)^{\frac{1}{4}}; \quad (4.9)$$

The observational bound on f_{NL} requires $r_{ng} < 0.2$ while the bound on f_{NL} requires $r_{ng} < 0.07$ [7].

V. PARAMETER CONSTRAINTS II

Now we fix the orientation of the ellipse, and allow a variable unperturbed trajectory making an angle θ with the x-axis. If θ is regarded as a parameter of the theory this is equivalent to the previous formulation. But if inflation has lasted for a long time before the observable Universe leaves the horizon, the observable Universe will be surrounded by a huge inflated patch, and for a random location of the observable Universe will have a flat probability distribution.

We convert to a coordinate system in which the ellipse is aligned with the axes, i.e. where the ellipse equation is given by:

$$\hat{f}^2 + \hat{h}^2 = 1 \quad (5.1)$$

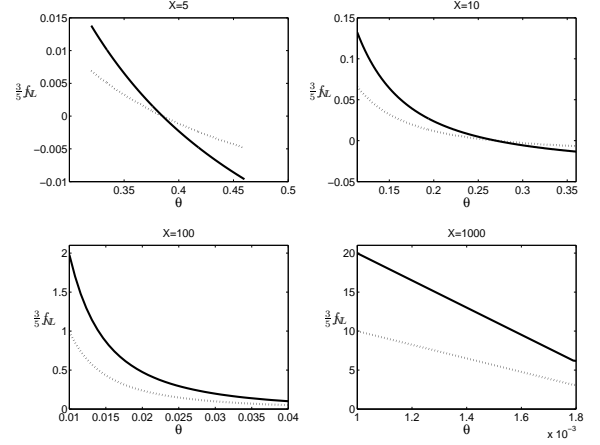


FIG. 4: $\frac{3}{5}f_{NL}$ versus the angle θ for various degrees of symmetry breaking the end of inflation

and f, g, h are related to \hat{f}, \hat{h} by:

$$\begin{aligned} f &= \hat{f} \cos^2 \theta + \hat{h} \sin^2 \theta \\ g &= 2 \sin \theta \cos \theta \hat{f} \hat{h} \\ h &= \hat{f} \sin^2 \theta + \hat{h} \cos^2 \theta \end{aligned} \quad (5.2)$$

In this new coordinate system the spectrum equation (4.2) is given by:

$$P = \frac{X}{\cot \theta + (X+1) \tan \theta}^2 P_{inf} \quad (5.3)$$

where θ is the angle between the new and old coordinate system s , and $X = \frac{\hat{h}}{\hat{f}} - 1$ is the symmetry breaking term.

Since we require $P > P_{inf}$ then $X > \frac{\tan \theta + \cot \theta}{1 \tan \theta}$ which translates to a constraint on the range of θ :

$$\frac{X}{2(X+1)} \frac{P}{X^2 - 4X}^4 < \tan \theta < \frac{X + \frac{P}{X^2 - 4X}^4}{2(X+1)} \quad (5.4)$$

The non-gaussianity from end of inflation 4.5 becomes:

$$\begin{aligned} \frac{3}{5}f_{NL} &= \frac{2}{X^2 \sin^2(2\theta)} \left(\frac{X}{4} \sin(2\theta) (X+2) + X+1 \right) \\ &\quad + \frac{X^2}{4} \sin(2\theta) (\cos(2\theta) - \sin(2\theta)) \end{aligned} \quad (5.5)$$

which we plot in figure 4 for various degrees of symmetry breaking.

VI. DISCUSSION

Judging from figure 4, we note that for a measurable f_{NL} in the case where $P > P_{inf}$, we require a high

degree of symmetry breaking the end of inflation $X = 1$ and a small angle of orientation $\theta = 4$. If inflation lasted for a long time before the observable Universe left the horizon, such a small angle requires the observable Universe to be in a special location. Anthropic selection

cannot be invoked to favour that location, because it applies only to the normalization P of the spectrum [7]. We conclude that within this model, an observable value of f_{NL} is allowed but not favoured.

-
- [1] F. Bernardeau and J. P. Uzan, Phys. Rev. D 67 (2003) 121301 [arXiv:astro-ph/0209330]; F. Bernardeau, L. Kofman and J. P. Uzan, Phys. Rev. D 70 (2004) 083004 [arXiv:astro-ph/0403315].
 - [2] D. H. Lyth, JCAP 0511 (2005) 006
 - [3] D. H. Lyth and E. D. Stewart, Phys. Rev. D 54, 7186 (1996)
 - [4] A. D. Linde, Phys. Lett. B 259 (1991) 38.
 - [5] D. N. Spergel et al., arXiv:astro-ph/0603449.
 - [6] Noriyuki Kogo and Eiichiro Komatsu, astro-ph/0602099
 - [7] D. H. Lyth, arXiv:astro-ph/0602285.
 - [8] Michael P. Salem Phys. Rev. D 72 (2005) 123516
 - [9] A. R. Liddle and D. H. Lyth, Cosmological Inflation and Large Scale Structure, (CUP, Cambridge, 2000)
 - [10] David H. Lyth and Yeinzon Rodriguez, Phys. Rev. D 71 (2005) 123508