

Gravitational lensing of distant gamma-ray bursts mimics evolving dark energy

Masamune Oguri¹ and Keitaro Takahashi²

¹*Department of Astrophysical Sciences, Princeton University, Princeton, NJ 08544.*

²*Department of Physics, Princeton University, Princeton, NJ 08544.*

(Dated: December 2, 2024)

Gamma-Ray Bursts (GRBs) offer a potentially powerful way to extend the Hubble diagram to very high redshifts and to constrain the nature of dark energy in a way complementary to distant type Ia supernovae. We show that its usage as a cosmological probe is limited by gravitational lensing. In addition to increasing the dispersions of distance measurements, lensing systematically brightens distant GRBs through the magnification bias, which mimics evolving dark energy in the Hubble diagram. We perform Monte-Carlo simulations of GRBs assuming a cosmological constant dominated universe and then constrain the dark energy equation of state neglecting gravitational lens effects. We find that the originally assumed model is rejected by 68% confidence limit when the dispersion of inferred luminosities is comparable to that of type Ia supernovae. The precise degree of the bias in cosmological parameter determinations depends strongly on the shape of the luminosity function of GRBs, implying that the deconvolution of gravitational lensing effects is quite challenging.

PACS numbers: 95.36.+x, 98.70.Rz

The expansion history of the universe provides invaluable information about the energy budget. Observations of distant type Ia supernovae (SNeIa) revealed that the universe is accelerating [1], implying that the significant amount of dark energy is present. The nature of dark energy is still unknown and is one of central issues in modern cosmology. It is expected that detailed measurements of the expansion history leads to understanding the nature of dark energy, because the expansion rate of the universe is related with the equation of state of the dark energy.

In addition to SNeIa, gamma-ray bursts (GRBs) can serve as another probe of the expansion history of the universe. Although GRBs are not standard candles, the luminosity of long duration GRB can be inferred from observables such as variability [2], spectral-lag [3], peak energy [4], and jet opening angle [5]. An advantage of GRBs is that GRBs are observed at higher redshifts than SNeIa; the average redshift of GRBs discovered by *Swift* satellite is $z \sim 3$ [6], and GRB with redshift as high as $z = 6.3$ was indeed discovered [7]. The higher mean redshift implies that we may obtain useful information on the expansion history from observations of GRBs, in a complementary way to SNeIa [8]. In fact, attempts to construct the Hubble diagram from observed GRBs and to constrain cosmological parameters have already been made [9]. Given the fact that the number of GRBs is now rapidly growing, GRBs are expected to offer unique insight into the nature of dark energy.

However, it should be kept in mind that gravitational lensing has sometimes a great impact on high-redshift objects. While the effect of gravitational lensing on SNeIa is modest, effectively just introducing additional dispersion (e.g., [10]), gravitational lensing is expected to affect GRBs much more drastically because of the following two reasons. First, the effect of lensing is a strong function of

the redshift. At higher redshifts, the probability distribution functions (PDFs) of lensing magnification has much larger dispersions, and also deviates from the Gaussian distribution more significantly. Second, and more importantly, GRBs are apparently *not* standard candles. Although they can be standard candles through the use of luminosity indicators, their apparent isotropic luminosity could range over three orders of magnitudes. In this situation, the magnification bias, i.e., the effect of observing highly magnified GRBs selectively whose fluxes without lensing effect are below a flux limit of GRB detections, becomes quite significant. Here we study the effect of gravitational lensing on the GRB Hubble diagram and the determination of the dark energy equation of state, with a particular emphasis on the non-Gaussian nature of magnification PDFs and the magnification bias. As a fiducial cosmological model, we consider a model with the matter density $\Omega_M = 0.27$, the dark energy density $\Omega_{DE} = 0.73$, the dark energy equation of state $w(z) = -1$, the dimensionless Hubble constant $h = 0.72$. Below we refer the model as the Λ CDM.

First we construct the magnification PDF as follows. We adopt a modified log-normal model [11] for the PDF of convergence κ . Although the model was intended to describe the PDF for each lens plane, we regard it as the PDF for convergence projected along all line-of-sight; Taruya et al. [12] showed that this prescription well reproduces the non-Gaussianity of the PDF at around the peak, $\kappa/\langle\kappa^2\rangle^{1/2} < 10$. The variance of lensing convergence, $\langle\kappa^2\rangle$ is computed by a standard method using non-linear power spectrum. Since GRBs are point sources, we adopt sufficiently small smoothing angle $\theta_s = 0.1''$ in computing the variance. We convert it to the magnification PDF by neglecting shear and adopt a relation $\mu = 1/(1 - \kappa)^2$, where μ denotes a magnification factor. This PDF describes the magnification PDF at around the

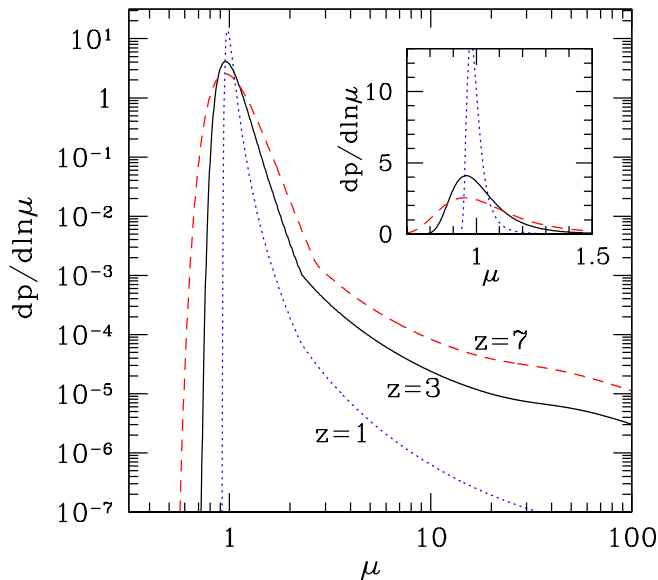


FIG. 1: The magnification PDFs for source redshift $z = 1$ (dotted), 3 (solid), and 7 (dashed) are plotted as a function of the magnification factor μ . The inset shows expanded view of the PDFs around the peaks.

peak very well, but does not at the high magnification tail. Thus, we compute PDFs at high-magnification tails with a halo approach assuming an NFW profile for dark halos (see, e.g., [13]). Specifically, magnification PDFs of halos are calculated from an NFW profile [14], and then they are summed up with a mass function of dark halos. These PDFs are computed assuming the Λ CDM model and $\sigma_8 = 0.8$. We connect both PDFs where they intersect, which occurs at $\mu \sim 2$. We show the resulting PDFs in Figure 1. As seen, the widths of the PDFs are wider for higher redshifts. The probabilities for very high magnifications are becoming very high at high redshifts. The peaks shift to smaller magnification factor μ with increasing redshift to assure that the mean magnification is unity. These behaviors clearly indicate that effects of gravitational lensing is more prominent at high redshifts. The PDFs are roughly consistent with those in literature (e.g., [10]). We note that the detailed shape of the magnification PDF is not very important for our purpose; our qualitative result will not be affected by a slight change of the PDF.

Next, we estimate the impact of the magnification bias effect analytically. This can be done by combining the magnification PDF we derived above and GRB luminosity function in the following way. In doing so, we adopt a model of cosmological distributions of GRBs presented by Porciani and Madau [15]. They assumed that the cosmological GRB formation rate is proportional to the star formation rate, and consider three model SF1, SF2, and SF3, which reflects uncertainties in constraining star formation rate at high redshifts ($z > 2$). For each model, a

GRB luminosity function is determined to reproduce the observed number count of GRBs as a function of peak photon fluxes. The luminosity function was assumed to have a functional form $\phi(L) = C(L/L_0)^\gamma \exp(-L_0/L)$, where L denotes the peak luminosity in the 30 – 2000 keV energy range. The parameter γ denotes the slope of the bright-end luminosity function, which is the most important for the magnification bias.

Given the shape of luminosity function, we can estimate the effect of the magnification bias. The *mean* magnification factor for observed GRBs are calculated from the magnification PDF as

$$\langle \mu \rangle = \frac{\int \mu (dp/d\mu) f(\mu) d\mu}{\int (dp/d\mu) f(\mu) d\mu}, \quad (1)$$

$$f(\mu) = \frac{\int_{L_{\min}}^{\infty} \phi(L/\mu) dL/\mu}{\int_{L_{\min}}^{\infty} \phi(L) dL}, \quad (2)$$

where L_{\min} is the minimum luminosity corresponding to the flux limit of observations and is a function of the redshift. As a specific example, we consider the *Swift* satellite as a GRB detector. Since all GRBs with the redshifts measured have observed photon flux larger than $\sim 0.4 \text{ cm}^{-2}\text{s}^{-1}$ (15 – 150 keV) [16], in what follows we adopt the flux limit $P_{\text{lim}} = 0.4 \text{ cm}^{-2}\text{s}^{-1}$. The energy band is converted correctly using a spectral energy distribution of GRBs presented in [15]. The magnification factor due to lensing affects the estimate of a distance modulus by $-2.5 \log \mu$. Thus, we expect that the Hubble diagram derived from GRBs is on average shifted from the true one by $-2.5 \log \langle \mu \rangle$. Hence this quantity provides a good estimate of how much constraints on cosmological parameters are biased.

Figure 2 shows how gravitational lensing biases the Hubble diagram from GRBs. First of all, the degree of the bias again depends strongly on the redshift. At $z = 5$ lensing decreases the distance modulus by ~ -0.1 , thus it cannot be ignored. Second, errors of bright-end slopes of luminosity functions determined from the number count ($\gamma = -2.4 \pm 0.2$, $-2.9^{+0.4}_{-0.6}$, and $-3.7^{+0.8}_{-2.2}$ for SF1, SF2, and SF3, respectively; see [15]) introduce large uncertainties in the effect of gravitational lensing on the GRB Hubble diagram. For instance, in the case of SF3 $-2.5 \log \langle \mu \rangle$ at $z = 5$ is -0.05 and -0.3 for $\gamma = -2.9$ and -5.9 , respectively. The small γ means that there are much more GRBs below the flux limit, thus we have much more GRBs that are beyond the flux limit just because of amplifications by gravitational lensing than those which are below the flux limit due to dimming by lensing, resulting in a large mean magnification. The dispersion introduced by lensing is $\sim 0.15 \text{ mag}$ at $z \sim 5$, comparable to the systematic shift by the magnification bias. In summary, we find that gravitational lensing systematically changes the shape of the GRB Hubble diagram particularly at high

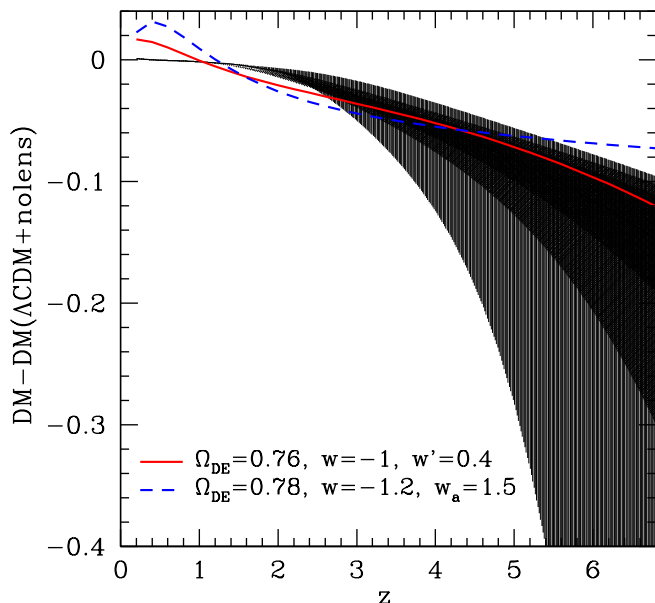


FIG. 2: The mean deviation of the distance modulus (DM) for *Swift* GRBs introduced by gravitational lensing, $-2.5 \log \langle \mu \rangle$, is shown by shaded regions. Dark, medium, and light shaded regions correspond to SF1, SF2, and SF3 in [15], respectively. The widths of the regions reflect errors in the bright-end slope of the luminosity function γ which was constrained from the number count of GRBs. Solid and dashed lines are distance moduli in evolving dark energy cosmology models with respect to that in the Λ CDM model. For these lines, the gravitational lensing effect is not considered.

redshifts, not to mention introducing additional dispersions.

How does the bias affect the determination of the dark energy equation of state from the GRB Hubble diagram? To explore this, we consider the following two parameterizations of the equation of state $w(z)$: One is $w(z) = w_0 + w'z$ and the other is $w(z) = w_0 + [z/(1+z)]w_a$, both of which have been widely adopted in dark energy studies. We compute distance moduli for following two parameter sets, $(\Omega_{DE}, w_0, w') = (0.76, -1, 0.4)$ and $(\Omega_{DE}, w_0, w_a) = (0.78, -1.2, 1.5)$, which are plotted in Figure 2. As shown in the Figure, distance moduli of these evolving dark energy models behave just as that of the Λ CDM model biased by gravitational lensing. The increase of the equation of state as a function of z results in the enhancement of the expansion rate at high-redshifts and thus make distant objects brighter than those in no dark energy evolution model, which is just similar as gravitational lensing effect. Therefore the effect of gravitational lensing is expected to appear as an artificial evolving dark energy in determining cosmological parameters from the GRB Hubble diagram.

We pursue the bias introduced by gravitational lensing further by performing Monte-Carlo simulations of GRB observations. Hereafter we fix the cosmic star formation

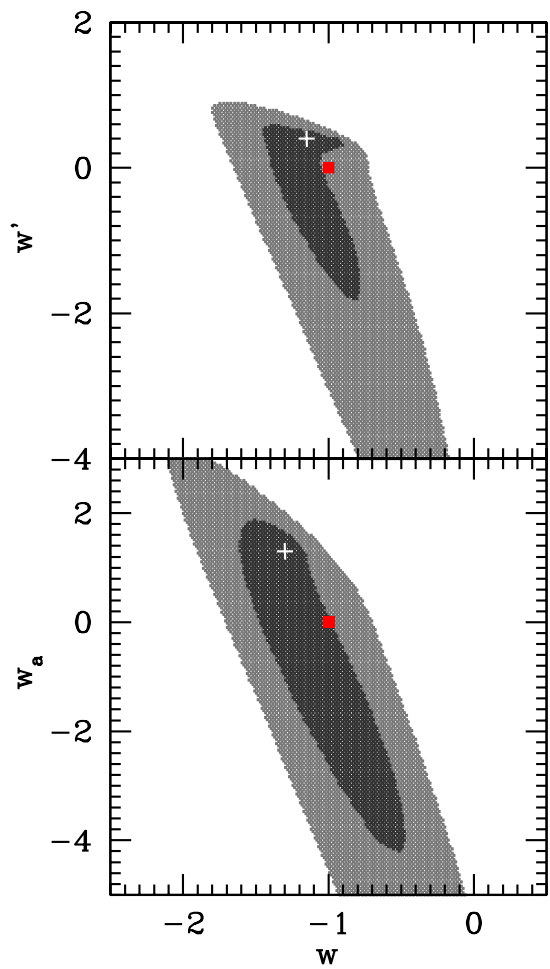


FIG. 3: Projected constraints on the dark energy equation of state expected from 400 *Swift* GRBs. Light and dark shaded regions indicate 68% limits for the cases with luminosity inference uncertainties of $\sigma = 0.6$ mag and 0.16 mag, respectively. The best-fit values for $\sigma = 0.6$ is shown by crosses. Filled square indicates the Λ CDM model that we originally assumed in simulations of GRBs. We consider two parameterizations of the equation of state: $w(z) = w_0 + w'z$ (upper panel) and $w(z) = w_0 + [z/(1+z)]w_a$ (lower panel).

history to the SF2 model and assume the Λ CDM model as the underlying cosmology. First we distribute GRBs in redshift-luminosity space according to the GRB rates and the best-fit luminosity function. We are conservative to restrict our attention to GRBs at $z < 7$, because it is still unclear whether we can really measure redshifts of GRBs at $z > 7$. For each event, we first compute an observed flux. After adding a measurement error which is modeled by a Gaussian error with $\sigma = 0.05$ mag, we compare it with the flux limit of *Swift* satellite $P_{\text{lim}} = 0.4 \text{ cm}^{-2}\text{s}^{-1}$ and select it if the flux is above the limit. In this way we construct simulated data of 400 GRBs; the number is based on the fact that *Swift* satellite is discovering ~ 100 GRBs per year. Next, for each event, we infer its absolute luminosity using any correlations with

observables such as variability and spectral-lag. Here we do not ask which indicators are used, but just assume a Gaussian with $\sigma = 0.6$ mag as an error associated with the estimate of the absolute luminosity. We note that this error is conservative in the sense that one can reduce the error to ~ 0.45 mag by making use of several indicators (see [17]). It is possible that we find better correlations which significantly reduce the error in estimating the absolute luminosity. Thus, we also consider the case $\sigma = 0.16$ mag which is comparable to that of SNeIa. From observed fluxes and inferred absolute luminosities, we can derive distance moduli for these GRBs, which are used to constrain cosmological parameters. We compute χ^2 in four parameter space, $\Omega_M = 1 - \Omega_{DE}$, h , w_0 , and w' (or w_a) assuming a flat universe. We add Gaussian priors $\Omega_M = 0.27 \pm 0.04$ and $h = 0.72 \pm 0.04$, which are reasonable given the current accuracy of cosmological parameter determinations [18]. To reduce offsets of best-fit values by statistical fluctuations, we repeat the calculation of χ^2 for 30 different realizations of 400 GRBs and take an average of χ^2 .

We show constraints on the equation of state in Figure 3. As expected, gravitational lensing has a great impact on the constraints. The best fit parameters ($w_0 = -1.15$ and $w' = 0.4$ or $w_0 = -1.3$ and $w_a = 1.3$) are markedly different from the input parameters ($w_0 = -1$, $w' = w_a = 0$). The assumed model is still within 68% confidence limit when the error of estimating GRB absolute magnitudes is large ($\sigma = 0.6$ mag), but is almost excluded if we adopt smaller error $\sigma = 0.16$ mag. The effect of gravitational lensing is more notable for the parameterizations (w_0 , w'), as inferred from Figure 2. We note that the effect of lensing is dependent on the shape of the luminosity function; the effect could be much more significant if the luminosity function has a steep bright-end slope at high redshifts, as is clear from Figure 2. Therefore, we conclude that gravitational lensing is quite important in constraining the nature of dark energy from the GRB Hubble diagram.

It is ironic that the high mean redshift of GRBs, which has been thought to be a large advantage over SNeIa, degrades their usage as a cosmological probe because of gravitational lensing. A possible way to avoid the effect is to use low-redshift GRBs only, but this at the same time removes an advantage of GRBs. We again emphasize that the amount of the bias introduced by lensing is quite sensitive to the shape of the luminosity function. Thus, we need an accurate measurement of the GRB luminosity function, in particular near the flux limit and beyond, in order to remove the effect of gravitational lensing and to obtain unbiased Hubble diagram. In addition, the strong influence of gravitational lensing on high-redshift GRBs implies that estimates of high-redshift GRB (or similarly star formation) rates and even the luminosity function

itself may be biased. We plan to address these issues in a forthcoming paper.

We thank Masahiro Takada, Sudeep Das, and Eran Ofek for useful discussions. K. T. is supported by Grant-in-Aid for JSPS Fellows.

-
- [1] A. G. Riess *et al.* [Supernova Search Team Collaboration], *Astron. J.* **116**, 1009 (1998) [arXiv:astro-ph/9805201]; S. Perlmutter *et al.* [Supernova Cosmology Project Collaboration], *Astrophys. J.* **517**, 565 (1999) [arXiv:astro-ph/9812133].
 - [2] E. E. Fenimore and E. Ramirez-Ruiz, arXiv:astro-ph/0004176;
 - [3] J. P. Norris, G. F. Marani and J. T. Bonnell, *Astrophys. J.* **534**, 248 (2000) [arXiv:astro-ph/9903233].
 - [4] L. Amati *et al.*, *Astron. Astrophys.* **390**, 81 (2002) [arXiv:astro-ph/0205230]; D. Yonetoku, T. Murakami, T. Nakamura, R. Yamazaki, A. K. Inoue and K. Ioka, *Astrophys. J.* **609**, 935 (2004) [arXiv:astro-ph/0309217].
 - [5] D. A. Frail *et al.*, *Astrophys. J.* **562**, L55 (2001) [arXiv:astro-ph/0102282]; J. S. Bloom, D. A. Frail and S. R. Kulkarni, *Astrophys. J.* **594**, 674 (2003) [arXiv:astro-ph/0302210].
 - [6] P. Jakobsson *et al.*, *Astron. Astrophys.* **447**, 897 (2006) [arXiv:astro-ph/0509888].
 - [7] J. Haislip *et al.*, *Nature* **440**, 181 (2006) [arXiv:astro-ph/0509660]; N. Kawai *et al.*, *Nature* **440**, 184 (2006) [arXiv:astro-ph/0512052].
 - [8] K. Takahashi, M. Oguri, K. Kotake and H. Ohno, arXiv:astro-ph/0305260; T. Di Girolamo, R. Catena, M. Vietri and G. Di Sciascio, *JCAP* **04**, 008 (2005) [arXiv:astro-ph/0504591]; O. Bertolami and P. Tavares Silva, *Mon. Not. Roy. Astron. Soc.* **365**, 1149 (2006) [arXiv:astro-ph/0507192]; D. Hooper and S. Dodelson, arXiv:astro-ph/0512232.
 - [9] B. E. Schaefer, *Astrophys. J.* **583**, L67 (2003) [arXiv:astro-ph/0212445]; Z. G. Dai, E. W. Liang and D. Xu, *Astrophys. J.* **612**, L101 (2004) [arXiv:astro-ph/0407497].
 - [10] D. E. Holz and E. V. Linder, *Astrophys. J.* **631**, 678 (2005) [arXiv:astro-ph/0412173].
 - [11] S. Das and J. P. Ostriker, arXiv:astro-ph/0512644.
 - [12] A. Taruya, M. Takada, T. Hamana, I. Kayo and T. Futamase, *Astrophys. J.* **571**, 638 (2002) [arXiv:astro-ph/0202090].
 - [13] F. Perrotta, C. Baccigalupi, M. Bartelmann, G. De Zotti and G. L. Granato, *Mon. Not. Roy. Astron. Soc.* **329**, 445 (2002) [arXiv:astro-ph/0101430].
 - [14] J. F. Navarro, C. S. Frenk and S. D. M. White, *Astrophys. J.* **490**, 493 (1997).
 - [15] C. Porciani and P. Madau, *Astrophys. J.* **548**, 522 (2001) [arXiv:astro-ph/0008294].
 - [16] *Swift* homepage, <http://swift.gsfc.nasa.gov/>
 - [17] E. W. Liang and B. Zhang, *Astrophys. J.* **633**, 611 (2005) [arXiv:astro-ph/0504404].
 - [18] D. N. Spergel *et al.*, arXiv:astro-ph/0603449.