

## THE NATURE OF THE DLS FAST TRANSIENTS

S. R. KULKARNI AND A. RAU  
 Caltech Optical Observatories 105-24,  
 California Institute of Technology, Pasadena, CA 91125, USA  
*Draft version February 7, 2020*

### ABSTRACT

The discovery and study of highly transient sources, especially those which rise to high brightness and then fade to obscurity, has been a major part of modern astrophysics. Well known examples include supernovae and novae. A byproduct of the Deep Lens Survey (DLS) was the discovery of three transients which varied on a timescale of less than an hour. All three had faint and red counterparts, the brightest of which was identified with an M star. However, the remaining two showed hints of an extra-galactic origin (spatially extended counterpart and projected on the outskirts of a bright elliptical galaxy in a cluster). Such an origin implies an entirely new class of exotic explosive transients. We undertook spectroscopic observations with the Keck telescope and find the remaining two counterparts are also late type Galactic dwarfs. Flares from M dwarfs constitute a dense foreground fog and dominate over any conceivable class of extragalactic fast transients by at least two orders of magnitude. Overcoming this fog will likely require dedicated surveys with careful optimization of target field location, filter(s) and cadence, pre-search imaging to filter out late type dwarfs and a well planned rapid followup plan.

*Subject headings:* stars: flare – subdwarfs – surveys

### 1. BACKGROUND

In the first half of the twentieth century the search for and study of variable sources was a major focus of optical astronomy. This area is widely expected to undergo a renaissance, thanks to significant technological changes (sensors, computing, storage and dissemination). Apart from existing wide-field imagers dedicated facilities such as the Panoramic Survey Telescope & Rapid Response System (Pan-STARRS; Kaiser et al. 2002) and the Large Synoptic Survey Telescope (LSST) are motivated in part to explore transient phenomena in the optical sky.

In our opinion the following three already completed projects serve as exemplars for future surveys: (1) the Deep Lens Survey<sup>1</sup> (DLS) notable for its comprehensive scope and almost real time alerts (Becker et al. 2004), (2) the orphan GRB afterglow search at the 2.2-m MPG/ESO telescope and noted for its complete follow up of all the candidate transients sources (Rau et al. 2006) and (3) the Faint Sky Variability Survey aimed at characterizing variability at the faint end (Groot et al. 2003, Morales-Rueda et al. 2005).

The MPG/ESO survey was primarily focussed on transients with timescales of a few days. Nonetheless, a small piece of sky with an exposure of 0.24 deg<sup>2</sup> days was covered with a cadence of 1000s in the *R*-band. This search netted only one *fast*<sup>2</sup> transient, likely a Galactic flare star. From this survey we derive a 3- $\sigma$  upper limit of 28 events deg<sup>-2</sup> day<sup>-1</sup> for any class of fast transients (excluding flares from M dwarfs).

The Deep Lens Survey netted three fast transients, one of which was identified with an M dwarf. The other two had hints of extragalactic origin (a spatially extended quiescent counterpart and coincidence with a bright el-

liptical galaxy). Becker et al. (2004) derive detection rates of 14, 10 and  $< 5$  deg<sup>-2</sup> day<sup>-1</sup> for transients on timescales of about 1900s in the *B*, *V* and *R*-band, respectively.

The two DLS fast transients discussed above are the only two known candidate extra-galactic transients on short timescales. It is therefore of critical importance to undertake further studies and decisively settle their origin. Here we report on imaging and spectroscopic observations of the two quiescent counterparts to the two DLS fast transients.

### 2. THE DEEP LENS SURVEY TRANSIENT SEARCH

The Deep Lens Survey was motivated as a weak lensing experiment. During the period 1999-2005 five 2° × 2° fields were repeatedly observed on the CTIO-Blanco & NOAO-Mayal 4-m telescopes with exposures from 600s to 900s in the *B*, *V*, *R* and *z'*-bands. The repeated visits to these fields made the survey attractive to identify fast transients.

Becker et al. (2004) reported the analysis of a transient search based on 14 runs conducted during the period 2000 November and 2003 April. As with other transient searches these authors found that the largest number of transients were moving solar system objects, followed by variable stars and finally, supernovae (SNe).

Three fast transients remained after filtering out the above mentioned contaminants. OT20020115 was detected as a bright source,  $B=20.73$  mag, with a turn-on time of less than 700s. It faded rapidly following a power law index of  $1.5 \leq \alpha \leq 2.4$ . Spectroscopy established this to be a Galactic dM4 star, presumably a UV Ceti type flare star at a distance of  $\sim 350$  pc.

OT20010326 rose from obscurity to  $B=22.7$  in less than 700s. It faded on a timescale of 1000s with  $0.8 \leq \alpha \leq 1.2$ . At the position of the transient a compact (not resolved in an archival HST F606W image) persistent object with  $V \sim 24.5$ ,  $R \sim 23.3$  and  $z' \sim 21.2$  was

<sup>1</sup> <http://dls.physics.ucdavis.edu/>

<sup>2</sup> Following the terminology of X-ray astronomy we refer to transients which change on timescales of an hour or less as fast transients.

found. This source resides (in projection) on the outskirts of the elliptical galaxy PKS 1358–11, a member of the galaxy cluster A 1836 at  $z = 0.037$ . If OT 20010326 does lie in A 1836 then the quiescent counterpart could be a bright globular cluster associated with PKS 1358–11 or a faint galaxian member of A 1836. Radio observations were conducted four days later resulting in a limit of  $-0.1 \pm 0.3$  mJy in the 8.5-GHz band.

OT 20030305 rose in less than 700 s and then doubled in flux in less than 700 s to  $V = 21$  mag. The transient dropped by 1.5 mag over the next 700 s, and was found to brighten again in the  $B$ -band by 0.5 mag where it remained nearly constant for at least 1000 s. A post-cursor was detected at  $R \sim 24.6$  and  $z' \sim 21.4$  mag. Becker et al. (2004) claimed an apparent ellipticity of the post-cursor. If so, it is tempting to associate the quiescent object to be a distant galaxy.

If the extragalactic nature of OT 20010326 and OT 20030305 could be established then astronomers have uncovered a new class of explosive transients with a staggering combined annual all-sky rate of  $R_{\mathcal{F}} \sim 10^8 \text{ yr}^{-1}$ . The red color of the putative host galaxies would mean that the progenitors belong to the old population (cf. novae, short hard bursts, supernovae of type Ia) as opposed to long duration GRBs which arise only in young populations.

### 3. WHY ARE DLS FAST TRANSIENTS INTERESTING?

The best way to appreciate the potential importance of the findings of Becker et al. (2004) is compare  $R_{\mathcal{F}}$  to the annual all-sky rate of known optical transients. An annual rate of  $10^8 \text{ yr}^{-1}$  means three events per second. The  $z = 0$  volumetric rate of supernovae, perhaps the most common extragalactic explosions, is  $\sim 5 \times 10^4 \text{ Gpc}^{-3} \text{ yr}^{-1}$  (Cappellaro et al. 1999).

The  $z = 0$  volumetric rate of observed long duration GRBs is  $R_{\mathcal{GRB}} \sim 0.5 \text{ Gpc}^{-3} \text{ yr}^{-1}$  (Guetta et al. 2005); this can be increased by a factor of 100 by appealing to collimated explosions (beaming). A third family of explosions are short hard GRBs whose local rate is estimated to be as low as  $10 \text{ Gpc}^{-3} \text{ yr}^{-1}$  to as high as  $10^5 \text{ Gpc}^{-3} \text{ yr}^{-1}$  (Nakar et al. 2005).

The staggering DLS fast transient rate can be made less expensive (compared to supernovae, long duration GRBs and short duration GRBs; these events are catastrophic or one-shot explosions) by appealing to recurrent phenomenon, e.g. novae. Motivated thus we now proceed with a short comparison of the fast transient rate to the nova rate.

Let  $d = 100d_{100}$  Mpc be the mean distance to the DLS fast transients, with  $d_{100}$  being the distance in units of 100 Mpc, (motivated by the putative redshift of  $z = 0.037$  or luminosity distance of 160 Mpc for OT 20010326). Then the volumetric rate is  $3R_{\mathcal{F}}/(4\pi d^3) \sim 10d_{100}^{-3} \text{ Mpc}^{-3} \text{ yr}^{-1}$ .

At  $z = 0$ , the mean  $K_s$ -band volumetric density is  $5.7 \times 10^8 h L_{\odot} \text{ Mpc}^{-3}$  (Cole et al. 2001); we set  $h$ , the ratio of the Hubble's constant to  $100 \text{ km s}^{-1} \text{ Mpc}^{-1}$ , to 0.7. The nova production rate expressed in the usual units is about  $3 \times 10^{-10} L_{\odot(K)}^{-1} \text{ yr}^{-1}$  (Williams & Shafter 2004). Thus the local volumetric nova rate is about  $0.1 \text{ Mpc}^{-3} \text{ yr}^{-1}$ .

Thus even in the framework wherein the DLS fast transients are some variants of the nova family the mean

distance would be 500 Mpc ( $d_{100} \sim 5$ ). At this mean distance the DLS fast transients are as bright as supernovae but with rise (or fall time) much shorter than supernovae and even smaller than that of the fastest novae ever known. In this framework, the DLS fast transients form an entirely new and truly exotic class of cosmic cataclysmic events.

Unfortunately, a prosaic explanation is that OT 20030305 and OT 20010326 are simply flares from M dwarfs in our Galaxy. Motivated to resolve this great ambiguity we undertook observations with the Keck telescope of the counterparts of OT 20030305 and OT 20010326.

### 4. KECK OBSERVATIONS OF OT 20010326 AND OT 20030305

Our observing program was performed with the Low Resolution Imaging Spectrograph (LRIS; Oke et al. 1995) mounted on the Keck-I 10-m telescope and in two separate runs (see Table 4). LRIS as suggested by the name, has both an imaging and a spectroscopic mode. The light beam is split by a dichroic and images/spectra can be obtained in the Blue and Red channels simultaneously. While both imaging and spectroscopic observations were undertaken the latter provided the critical diagnostics.

TABLE 1  
LOG OF THE LRIS OBSERVATIONS.

Date	Mode	Setup	Exposure [s]	Seeing [arcsec]
<b>OT 20010326:</b>				
2004 April 22	Sp	400/3400	2×1200	0.9
	Sp	400/8500 (7830 Å)	2×1200	0.9
<b>OT 20030305:</b>				
2006 Feb 23	Im	$B$	5×330	1.0
	Im	$R$	4×300	1.0
2006 Feb 24	Im	$B$	5×330	1.0
	Im	$B$	10×150	1.0
	Im	$R$	6×300	1.0
	Im	$I$	10×150	1.0
	Sp	400/3400	3×1830	1.0
	Sp	400/8500 (8300 Å)	3×1800	1.0

NOTE. — The first column is the UT date of the observation. The mode (imaging (Im) or spectroscopy (Sp)) is indicated in the second column. In column three we list the imaging filter (if imaging mode) or the grism/grating (number of grooves/blaze angle) and (for the red grating) the central wavelength. Columns four and five give the exposure sequence and the full width at half maximum in the  $R$ -band.

#### 4.1. OT 20010326

Owing to the faintness ( $R \sim 23.3$ ) and red color ( $V - R = 1.2$  mag) the blue channel ( $\lambda < 5600 \text{ Å}$ ) spectrum is of little value. The red channel spectrum shows strong absorption features which we identify with TiO and CaH bands (Figure 1). A narrow emission feature close to the  $H\alpha$  wavelength is detected. We identify this with  $H\alpha$ . The line is unresolved with a full width at half maximum ( $7 \pm 2 \text{ Å}$ ) consistent with the instrumental line width. The centroid is blue shifted by  $140 \pm 20 \text{ km s}^{-1}$ . The measured  $H\alpha$  line flux is  $(2.3 \pm 0.3) \times 10^{-17} \text{ erg cm}^{-2} \text{ s}^{-1}$ .

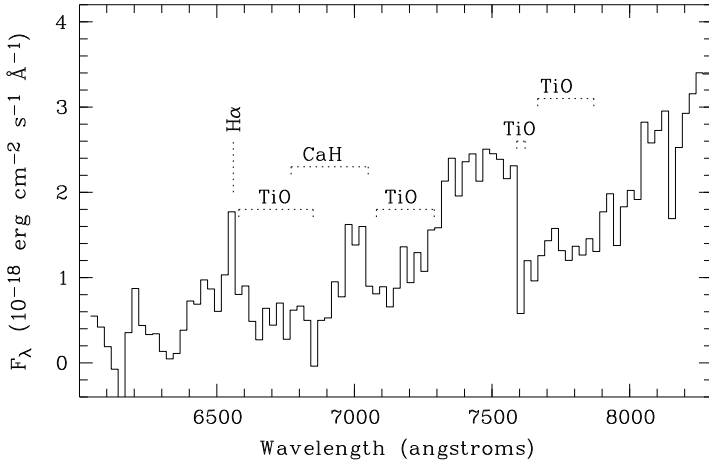


FIG. 1.— LRIS spectrum of the quiescent counterpart of OT 20010326. The  $H\alpha$  emission line and CaH+TiO absorption bands are marked. The spectrum is binned by a factor of 25 to emphasize the broad absorption features.

#### 4.2. OT 20030305

We undertook deep observations of this source. The red spectrum shows a strong emission feature which we identify with  $H\alpha$  (Figure 2). Fortified with the  $H\alpha$  detection we were also able to detect  $H\beta$  emission in the blue part of the spectrum (Figure 2, middle and right panels). The full width at half maximum of the  $H\alpha$  line is  $7 \pm 0.8 \text{ \AA}$ , comparable to the instrumental resolution. The centroid has a velocity with respect to the local standard restframe,  $v_{\text{LSR}} = -5 \pm 10 \text{ km s}^{-1}$ . The  $H\alpha$  and  $H\beta$  line fluxes were measured as  $(2.6 \pm 0.2) \times 10^{-17} \text{ erg cm}^{-2} \text{ s}^{-1}$  and  $(1.1 \pm 0.2) \times 10^{-17} \text{ erg cm}^{-2} \text{ s}^{-1}$ , respectively.

The imaging data were calibrated with respect to the DLS source catalog and verified using the colors of stars in the field compared to colors derived from the synthetic stellar spectra included in the library of Pickles (1998). The quiescent counterpart was not detected in the  $B$ -band down to a limiting magnitude of  $B = 26.6 \text{ mag}$  but detected in the redder bands with  $R = 24.54 \pm 0.10 \text{ mag}$  and  $I = 22.17 \pm 0.07 \text{ mag}$ . As the seeing was moderated during our observations and the imaging data suffered from additional instrumental distortions, we are unable to confirm (or disprove) the claimed ellipticity of the source.

### 5. DISCUSSION & CONCLUSION

In the Deep Lens Survey Transient Search three fast transients with rise or fall time of  $\sim 1000 \text{ s}$  were discovered. Surprisingly all three were detected in the  $B$ -band and none were seen in the  $R$ -band. Similarly, all three events had quiescent red counterparts. Becker et al. (2004) performed subsequent spectroscopic follow-up observations of the brightest transient and identified it as a flare from a Galactic M dwarf.

Here we reported Keck spectroscopic and imaging observations of the quiescent counterparts of the remaining two events. The spectrum of OT 20010326 shows strong TiO absorption bandheads and is thus an M star. The spectrum of OT 20030305 shows  $H\alpha$  and  $H\beta$  emission lines and is consistent with a Galactic origin (no signifi-

cant LSR velocity). The emission lines and the red color of the quiescent counterpart are best interpreted as arising from a Galactic M dwarf.

Assuming a distance of about 1 kpc for the OT 20030305 and OT 20010326 (based on their apparent  $R$  magnitude) the flare energy release is  $5 \times 10^{33} \text{ erg}$ . This is comparable to the energy release from the UV-Ceti variable YY Gem (Moffett 1974). However as (reasonably) pointed by Becker et al. (2004) one expects that high-altitude ( $z$ ) M dwarfs are not expected to possess strong activity (owing to their older age). It may well be that a fraction of late type dwarfs retain activity for a longer period.

Alternatively, the late type counterparts discussed here may have had activity induced later in their life. Indeed we know of several classes of detached binaries belonging to the old Population and which are active (e.g., RS CVn; Hall 1976). We suggest that the quiescent DLS counterparts are rapidly spinning owing to binarity (driven by a close-in planet or a brown dwarf companion). Unfortunately, the spectral resolution of our LRIS spectrum pose no significant constraint on the rotation period: the full width at half maximum merely constrain the rotation period to be larger than the breakup period.

The key conclusion of our paper is that it is now clear that all the fast transients found by the DLS are flares from Galactic M dwarfs. The fast transient annual rate in  $B$  band (obtained by using the sky exposure and transient detection efficiency given in Becker et al. 2004) is  $R_{\mathcal{F}} \sim 10^8 \text{ yr}^{-1}$ . The impressive value of  $R_{\mathcal{F}}$ , relative to any known category of extragalactic transients (§3), means that the “foreground fog” of flares will ensure that the false positives outnumber genuine extra-galactic events by at least two orders of magnitude.

Indeed, current searches even with modest coverage are already facing a steady drizzle of interlopers. Noting the tendency of astronomers to report all unusual transients as candidate GRB afterglows we scoured the GRB literature. A large flare in the localization of the gamma-ray burst GB 7810006B turns out to be a dMe star (Greiner & Motch 1995). Mohan et al. (2000) reported a source brightening to  $R = 19.5 \text{ mag}$  in the IPN localization of GRB 001212; the quiescent counterpart was later identified with a 2MASS M dwarf (Gizis 2000). During the course of the Catalina survey for near earth asteroids Christensen (2004) identified a fast transient source (fading from  $R = 15.9$  to  $19.7 \text{ mag}$  in 1 hr) in Lynx and later spectroscopically established to be a M dwarf (Djorgovski et al. 2004). The fast transient found in the CFHT Legacy Survey Malacrinio et al. (2005) was later identified with a 2MASS counterpart, likely a M dwarf (Price 2005).

Consider a specific example of a survey undertaken by a telescope with field of view,  $\Delta\Omega$  (in steradians). Let  $\tau$  be the exposure time per field of view (frame time, usually between 30 s and 300 s). The number of flares per frame is thus  $N_{\mathcal{F}} = R_{\mathcal{F}}\tau\Delta\Omega/(4\pi)$  and the number over a time  $T$  is  $TR_{\mathcal{F}}\Delta\Omega/(4\pi)$ . For  $\Delta\Omega = 2.8 \times 10^{-3} \text{ steradian}$  (corresponding to 10 square degrees) and  $T = 0.3 \text{ yr}$  (a year’s worth of observing) we find  $N_{\mathcal{F}} \sim 6,600$ .

How can this immense fog of M dwarf flares be penetrated? Spectroscopy of the quiescent counterparts would require significant amount of time on large telescopes and is thus not a feasible approach. A counter-

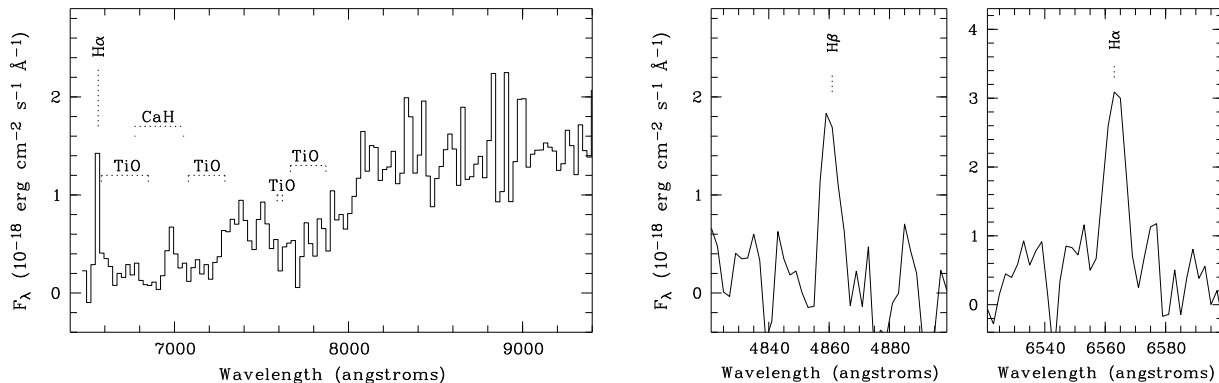


FIG. 2.— LRS spectrum of the quiescent counterpart of OT20030305. The right panel shows the heavily binned (factor 25) red continuum together with the H $\alpha$  emission line and CaH+TiO absorption bands marked. Close-ups of the regions around H $\beta$  and H $\alpha$  are shown in the center and right hand panel, respectively.

part which has spatial extent may simply be due to an asterism or a gaseous nebula formed by repeated flares. An attractive locale such as a bright galaxy or a cluster of galaxies (cf. OT 20010326) does not necessarily imply extra-galactic origin. Indeed, it is only transients with such interesting coincidences that will inevitably lure the hapless observer into a web of incorrect conclusions.

The best line of defense is to take advantage of the blue (UV) color of flares. On detection of a potential fast transient follow-up observations in a band (or two) complementary to the discovery band should be undertaken and the color(s) thus used to discriminate against the M dwarfs. The Rayleigh-Jeans tail of a blackbody has a distinctly different spectrum ( $f_\nu \propto \nu^2$ ) as opposed to say a synchrotron radiation ( $f_\nu \propto \nu^\alpha$  with  $\alpha \sim -1$ ). Needless to say these observations should be done whilst the flare is in progress i.e. on timescales of 100s or so.

We close this paper with two observations. First, Pan-STARRS and LSST have a multitude of science goals. Discovering new classes of fast transients is only one of them. From the work of Becker et al. (2004) and the work presented here it is now abundantly clear that flares from late type stars constitute a veritable foreground fog. Surveys have to be tuned to minimize the fog: judicious choice of directions (high Galactic and ecliptic latitude), careful choice of the primary search (optical) filter, lim-

iting the target fields so that (over time) M dwarfs in those fields are identified, undertaking a pre-search survey designed to identify suspect late type dwarfs (e.g. deep  $K$  band observations during bright time) and/or a well planned rapid followup strategy with complementary filters may be more successful than multi-purpose surveys.

Next, we note that the OT *yyyymmdd* designation is Y2K compliant and thus represents a slight improvement over the present GRB naming convention. Optical astronomers have the opportunity to continue the (quixotic and impractical) GRB and SN convention of appending A, B, C, ..., AA and so on (for successive events) but, given the measured rate of flares from M dwarfs of  $10^8 \text{ yr}^{-1}$ , face the risk of drowning in a blizzard of alphabets.

We thank A. Becker and P. Boeshaar for constructive feedback and S. Djorgovski for reminding us of the Lynx transient which then led us to search the GCN literature for other examples of M dwarf flares. This work is supported in part by grants from NSF and NASA. We acknowledge useful discussions with E. Ofek, E. S. Phinney, P. Price, E. Priest, M. Salvato & E. Scannapieco.

## REFERENCES

- Becker, A. C., et al., 2004, *Astrophys. J.*, 611, 418  
 Cappellaro, E., Evans, R., & Turatto, M. 1999, *A&A*, 351, 459  
 Christensen, E. 2004, *GCN Circular* 2849  
 Cole, S., et al., 2001, *Mon. Not. R. astr. Soc.*, 326, 255  
 Djorgovski, S. G., Gal-Yam, A., & Price, P. 2004, *GCN Circular* 2851  
 Gizis, J. E. 2000, *GCN Circular* 901  
 Greiner, J. & Motch, C. 1995, *Astr. Astrophys.*, 294, 177  
 Groot, P. J., et al., 2003, *MNRAS*, 339, 427  
 Guetta, D., Piran, T., & Waxman, E. 2005, *Astrophys. J.*, 619, 412  
 Hall, D. S. 1976, in *ASSL Vol. 60: IAU Colloq. 29: Multiple Periodic Variable Stars*, ed. W. S. Fitch, 287+  
 Kaiser, N., et al., 2002, in *Survey and Other Telescope Technologies and Discoveries*. Edited by Tyson, J. Anthony; Wolff, Sidney. *Proceedings of the SPIE*, Volume 4836, pp. 154-164 (2002)., ed. J. A. Tyson & S. Wolff, 154-164  
 Malacrinio, F., Atteia, J., Boer, M., Klotz, A., Veillet, C., Cuillandre, J., & Kaavels, J. 2005, *GCN Circular* 2964  
 Moffett, T. J. 1974, *Astrophys. J. Supp. Series*, 29, 1  
 Mohan, V., Sagar, R., Pandey, S. B., & Castro-Tirado, A. J. 2000, *GCN Circular* 900  
 Morales-Rueda, L., Groot, P. J., Augusteijn, T., Nelemans, G., Vreeswijk, P. M., & van den Besselaar, E. J. M. 2005, in *ASP Conf. Ser. 334: 14th European Workshop on White Dwarfs*, ed. D. Koester & S. Moehler, 643+  
 Nakar, E., Gal-Yam, A., & Fox, D. B. 2005, *ArXiv Astrophysics e-prints*  
 Oke, J. B., et al., 1995, *PASP*, 107, 375  
 Pickles, A. J. 1998, *PASP*, 110, 863  
 Price, P. A. 2005, *GCN Circular* 2965  
 Rau, A., Greiner, J., & Schwarz, R. 2006, *Astr. Astrophys.*, 449, 79  
 Williams, S. J. & Shafter, A. W. 2004, *Astrophys. J.*, 612, 867

## THE NATURE OF THE DLS FAST TRANSIENTS

S. R. KULKARNI AND A. RAU

Caltech Optical Observatories 105-24,  
 California Institute of Technology, Pasadena, CA 91125, USA  
*Draft version April 16, 2006*

### ABSTRACT

The discovery and study of highly transient sources, especially those which rise to high brightness and then fade to obscurity, has been a major part of modern astrophysics. Well known examples include supernovae and novae. A byproduct of the Deep Lens Survey (DLS) was the discovery of three transients which varied on a timescale of less than an hour. All three had faint and red counterparts, the brightest of which was identified with an M star. However, the remaining two showed hints of an extra-galactic origin (spatially extended counterpart and projected on the outskirts of a bright elliptical galaxy in a cluster). Such an origin implies an entirely new class of exotic explosive transients. We undertook spectroscopic observations with the Keck telescope and find the remaining two counterparts are also late type Galactic dwarfs. Flares from M dwarfs constitute a dense foreground fog and dominate over any conceivable class of extragalactic fast transients by at least two orders of magnitude. Overcoming this fog will likely require dedicated surveys with careful optimization of target field location, filter(s) and cadence, pre-search imaging to filter out late type dwarfs and a well planned rapid followup plan.

*Subject headings:* stars: flare – subdwarfs – surveys

### 1. BACKGROUND

In the first half of the twentieth century the search for and study of variable sources was a major focus of optical astronomy. This area is widely expected to undergo a renaissance, thanks to significant technological changes (sensors, computing, storage and dissemination). Apart from existing wide-field imagers dedicated facilities such as the Panoramic Survey Telescope & Rapid Response System (Pan-STARRS; Kaiser et al. 2002) and the Large Synoptic Survey Telescope (LSST) are motivated in part to explore transient phenomena in the optical sky.

In our opinion the following three already completed projects serve as exemplars for future surveys: (1) the Deep Lens Survey<sup>1</sup> (DLS) notable for its comprehensive scope and almost real time alerts (Becker et al. 2004), (2) the orphan GRB afterglow search at the 2.2-m MPG/ESO telescope and noted for its complete follow up of all the candidate transients sources (Rau et al. 2006) and (3) the Faint Sky Variability Survey aimed at characterizing variability at the faint end (Groot et al. 2003, Morales-Rueda et al. 2005).

The MPG/ESO survey was primarily focussed on transients with timescales of a few days. Nonetheless, a small piece of sky with an exposure of 0.24 deg<sup>2</sup> days was covered with a cadence of 1000s in the *R*-band. This search netted only one *fast*<sup>2</sup> transient, likely a Galactic flare star. From this survey we derive a 3- $\sigma$  upper limit of 28 events deg<sup>-2</sup> day<sup>-1</sup> for any class of fast transients (excluding flares from M dwarfs).

The Deep Lens Survey netted three fast transients, one of which was identified with an M dwarf. The other two had hints of extragalactic origin (a spatially extended quiescent counterpart and coincidence with a bright el-

liptical galaxy). Becker et al. (2004) derive detection rates of 14, 10 and  $< 5$  deg<sup>-2</sup> day<sup>-1</sup> for transients on timescales of about 1900s in the *B*, *V* and *R*-band, respectively.

The two DLS fast transients discussed above are the only two known candidate extra-galactic transients on short timescales. It is therefore of critical importance to undertake further studies and decisively settle their origin. Here we report on imaging and spectroscopic observations of the two quiescent counterparts to the two DLS fast transients.

### 2. THE DEEP LENS SURVEY TRANSIENT SEARCH

The Deep Lens Survey was motivated as a weak lensing experiment. During the period 1999-2005 five  $2^\circ \times 2^\circ$  fields were repeatedly observed on the CTIO-Blanco & NOAO-Mayal 4-m telescopes with exposures from 600s to 900s in the *B*, *V*, *R* and *z'*-bands. The repeated visits to these fields made the survey attractive to identify fast transients.

Becker et al. (2004) reported the analysis of a transient search based on 14 runs conducted during the period 2000 November and 2003 April. As with other transient searches these authors found that the largest number of transients were moving solar system objects, followed by variable stars and finally, supernovae (SNe).

Three fast transients remained after filtering out the above mentioned contaminants. OT20020115 was detected as a bright source,  $B=20.73$  mag, with a turn-on time of less than 700s. It faded rapidly following a power law index of  $1.5 \leq \alpha \leq 2.4$ . Spectroscopy established this to be a Galactic dM4 star, presumably a UV Ceti type flare star at a distance of  $\sim 350$  pc.

OT20010326 rose from obscurity to  $B=22.7$  in less than 700s. It faded on a timescale of 1000s with  $0.8 \leq \alpha \leq 1.2$ . At the position of the transient a compact (not resolved in an archival HST F606W image) persistent object with  $V \sim 24.5$ ,  $R \sim 23.3$  and  $z' \sim 21.2$  was

<sup>1</sup> <http://dls.physics.ucdavis.edu/>

<sup>2</sup> Following the terminology of X-ray astronomy we refer to transients which change on timescales of an hour or less as fast transients.

found. This source resides (in projection) on the outskirts of the elliptical galaxy PKS 1358–11, a member of the galaxy cluster A 1836 at  $z = 0.037$ . If OT 20010326 does lie in A 1836 then the quiescent counterpart could be a bright globular cluster associated with PKS 1358–11 or a faint galaxian member of A 1836. Radio observations were conducted four days later resulting in a limit of  $-0.1 \pm 0.3$  mJy in the 8.5-GHz band.

OT 20030305 rose in less than 700 s and then doubled in flux in less than 700 s to  $V = 21$  mag. The transient dropped by 1.5 mag over the next 700 s, and was found to brighten again in the  $B$ -band by 0.5 mag where it remained nearly constant for at least 1000 s. A post-cursor was detected at  $R \sim 24.6$  and  $z' \sim 21.4$  mag. Becker et al. (2004) claimed an apparent ellipticity of the post-cursor. If so, it is tempting to associate the quiescent object to be a distant galaxy.

If the extragalactic nature of OT 20010326 and OT 20030305 could be established then astronomers have uncovered a new class of explosive transients with a staggering combined annual all-sky rate of  $R_{\mathcal{F}} \sim 10^8 \text{ yr}^{-1}$ . The red color of the putative host galaxies would mean that the progenitors belong to the old population (cf. novae, short hard bursts, supernovae of type Ia) as opposed to long duration GRBs which arise only in young populations.

### 3. WHY ARE DLS FAST TRANSIENTS INTERESTING?

The best way to appreciate the potential importance of the findings of Becker et al. (2004) is compare  $R_{\mathcal{F}}$  to the annual all-sky rate of known optical transients. An annual rate of  $10^8 \text{ yr}^{-1}$  means three events per second. The  $z = 0$  volumetric rate of supernovae, perhaps the most common extragalactic explosions, is  $\sim 5 \times 10^4 \text{ Gpc}^{-3} \text{ yr}^{-1}$  (Cappellaro et al. 1999).

The  $z = 0$  volumetric rate of observed long duration GRBs is  $R_{\mathcal{GRB}} \sim 0.5 \text{ Gpc}^{-3} \text{ yr}^{-1}$  (Guetta et al. 2005); this can be increased by a factor of 100 by appealing to collimated explosions (beaming). A third family of explosions are short hard GRBs whose local rate is estimated to be as low as  $10 \text{ Gpc}^{-3} \text{ yr}^{-1}$  to as high as  $10^5 \text{ Gpc}^{-3} \text{ yr}^{-1}$  (Nakar et al. 2005).

The staggering DLS fast transient rate can be made less expensive (compared to supernovae, long duration GRBs and short duration GRBs; these events are catastrophic or one-shot explosions) by appealing to recurrent phenomenon, e.g. novae. Motivated thus we now proceed with a short comparison of the fast transient rate to the nova rate.

Let  $d = 100d_{100}$  Mpc be the mean distance to the DLS fast transients, with  $d_{100}$  being the distance in units of 100 Mpc, (motivated by the putative redshift of  $z = 0.037$  or luminosity distance of 160 Mpc for OT 20010326). Then the volumetric rate is  $3R_{\mathcal{F}}/(4\pi d^3) \sim 10d_{100}^{-3} \text{ Mpc}^{-3} \text{ yr}^{-1}$ .

At  $z = 0$ , the mean  $K_s$ -band volumetric density is  $5.7 \times 10^8 h L_{\odot} \text{ Mpc}^{-3}$  (Cole et al. 2001); we set  $h$ , the ratio of the Hubble's constant to  $100 \text{ km s}^{-1} \text{ Mpc}^{-1}$ , to 0.7. The nova production rate expressed in the usual units is about  $3 \times 10^{-10} L_{\odot(K)}^{-1} \text{ yr}^{-1}$  (Williams & Shafter 2004). Thus the local volumetric nova rate is about  $0.1 \text{ Mpc}^{-3} \text{ yr}^{-1}$ .

Thus even in the framework wherein the DLS fast transients are some variants of the nova family the mean

distance would be 500 Mpc ( $d_{100} \sim 5$ ). At this mean distance the DLS fast transients are as bright as supernovae but with rise (or fall time) much shorter than supernovae and even smaller than that of the fastest novae ever known. In this framework, the DLS fast transients form an entirely new and truly exotic class of cosmic cataclysmic events.

Unfortunately, a prosaic explanation is that OT 20030305 and OT 20010326 are simply flares from M dwarfs in our Galaxy. Motivated to resolve this great ambiguity we undertook observations with the Keck telescope of the counterparts of OT 20030305 and OT 20010326.

### 4. KECK OBSERVATIONS OF OT 20010326 AND OT 20030305

Our observing program was performed with the Low Resolution Imaging Spectrograph (LRIS; Oke et al. 1995) mounted on the Keck-I 10-m telescope and in two separate runs (see Table 4). LRIS as suggested by the name, has both an imaging and a spectroscopic mode. The light beam is split by a dichroic and images/spectra can be obtained in the Blue and Red channels simultaneously. While both imaging and spectroscopic observations were undertaken the latter provided the critical diagnostics.

TABLE 1  
LOG OF THE LRIS OBSERVATIONS.

Date	Mode	Setup	Exposure [s]	Seeing [arcsec]
<b>OT 20010326:</b>				
2004 April 22	Sp	400/3400	2×1200	0.9
	Sp	400/8500 (7830 Å)	2×1200	0.9
<b>OT 20030305:</b>				
2006 Feb 23	Im	$B$	5×330	1.0
	Im	$R$	4×300	1.0
2006 Feb 24	Im	$B$	5×330	1.0
	Im	$B$	10×150	1.0
	Im	$R$	6×300	1.0
	Im	$I$	10×150	1.0
	Sp	400/3400	3×1830	1.0
	Sp	400/8500 (8300 Å)	3×1800	1.0

NOTE. — The first column is the UT date of the observation. The mode (imaging (Im) or spectroscopy (Sp)) is indicated in the second column. In column three we list the imaging filter (if imaging mode) or the grism/grating (number of grooves/blaze angle) and (for the red grating) the central wavelength. Columns four and five give the exposure sequence and the full width at half maximum in the  $R$ -band.

#### 4.1. OT 20010326

Owing to the faintness ( $R \sim 23.3$ ) and red color ( $V - R = 1.2$  mag) the blue channel ( $\lambda < 5600$  Å) spectrum is of little value. The red channel spectrum shows strong absorption features which we identify with TiO and CaH bands (Figure 1). A narrow emission feature close to the  $H\alpha$  wavelength is detected. We identify this with  $H\alpha$ . The line is unresolved with a full width at half maximum ( $7 \pm 2$  Å) consistent with the instrumental line width. The centroid is blue shifted by  $140 \pm 20 \text{ km s}^{-1}$ . The measured  $H\alpha$  line flux is  $(2.3 \pm 0.3) \times 10^{-17} \text{ erg cm}^{-2} \text{ s}^{-1}$ .

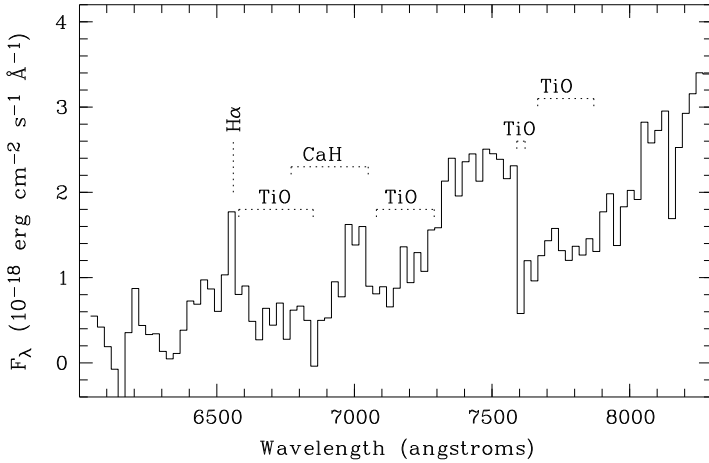


FIG. 1.— LRIS spectrum of the quiescent counterpart of OT 20010326. The  $H\alpha$  emission line and CaH+TiO absorption bands are marked. The spectrum is binned by a factor of 25 to emphasize the broad absorption features.

#### 4.2. OT 20030305

We undertook deep observations of this source. The red spectrum shows a strong emission feature which we identify with  $H\alpha$  (Figure 2). Fortified with the  $H\alpha$  detection we were also able to detect  $H\beta$  emission in the blue part of the spectrum (Figure 2, middle and right panels). The full width at half maximum of the  $H\alpha$  line is  $7 \pm 0.8 \text{ \AA}$ , comparable to the instrumental resolution. The centroid has a velocity with respect to the local standard restframe,  $v_{\text{LSR}} = -5 \pm 10 \text{ km s}^{-1}$ . The  $H\alpha$  and  $H\beta$  line fluxes were measured as  $(2.6 \pm 0.2) \times 10^{-17} \text{ erg cm}^{-2} \text{ s}^{-1}$  and  $(1.1 \pm 0.2) \times 10^{-17} \text{ erg cm}^{-2} \text{ s}^{-1}$ , respectively.

The imaging data were calibrated with respect to the DLS source catalog and verified using the colors of stars in the field compared to colors derived from the synthetic stellar spectra included in the library of Pickles (1998). The quiescent counterpart was not detected in the  $B$ -band down to a limiting magnitude of  $B = 26.6 \text{ mag}$  but detected in the redder bands with  $R = 24.54 \pm 0.10 \text{ mag}$  and  $I = 22.17 \pm 0.07 \text{ mag}$ . As the seeing was moderated during our observations and the imaging data suffered from additional instrumental distortions, we are unable to confirm (or disprove) the claimed ellipticity of the source.

### 5. DISCUSSION & CONCLUSION

In the Deep Lens Survey Transient Search three fast transients with rise or fall time of  $\sim 1000 \text{ s}$  were discovered. Surprisingly all three were detected in the  $B$ -band and none were seen in the  $R$ -band. Similarly, all three events had quiescent red counterparts. Becker et al. (2004) performed subsequent spectroscopic follow-up observations of the brightest transient and identified it as a flare from a Galactic M dwarf.

Here we reported Keck spectroscopic and imaging observations of the quiescent counterparts of the remaining two events. The spectrum of OT 20010326 shows strong TiO absorption bandheads and is thus an M star. The spectrum of OT 20030305 shows  $H\alpha$  and  $H\beta$  emission lines and is consistent with a Galactic origin (no signifi-

cant LSR velocity). The emission lines and the red color of the quiescent counterpart are best interpreted as arising from a Galactic M dwarf.

Assuming a distance of about 1 kpc for the OT 20030305 and OT 20010326 (based on their apparent  $R$  magnitude) the flare energy release is  $5 \times 10^{33} \text{ erg}$ . This is comparable to the energy release from the UV-Ceti variable YY Gem (Moffett 1974). However as (reasonably) pointed by Becker et al. (2004) one expects that high-altitude ( $z$ ) M dwarfs are not expected to possess strong activity (owing to their older age). It may well be that a fraction of late type dwarfs retain activity for a longer period.

Alternatively, the late type counterparts discussed here may have had activity induced later in their life. Indeed we know of several classes of detached binaries belonging to the old Population and which are active (e.g., RS CVn; Hall 1976). We suggest that the quiescent DLS counterparts are rapidly spinning owing to binarity (driven by a close-in planet or a brown dwarf companion). Unfortunately, the spectral resolution of our LRIS spectrum pose no significant constraint on the rotation period: the full width at half maximum merely constrain the rotation period to be larger than the breakup period.

The key conclusion of our paper is that it is now clear that all the fast transients found by the DLS are flares from Galactic M dwarfs. The fast transient annual rate in  $B$  band (obtained by using the sky exposure and transient detection efficiency given in Becker et al. 2004) is  $R_{\mathcal{F}} \sim 10^8 \text{ yr}^{-1}$ . The impressive value of  $R_{\mathcal{F}}$ , relative to any known category of extragalactic transients (§3), means that the “foreground fog” of flares will ensure that the false positives outnumber genuine extra-galactic events by at least two orders of magnitude.

Indeed, current searches even with modest coverage are already facing a steady drizzle of interlopers. Noting the tendency of astronomers to report all unusual transients as candidate GRB afterglows we scoured the GRB literature. A large flare in the localization of the gamma-ray burst GB 7810006B turns out to be a dMe star (Greiner & Motch 1995). Mohan et al. (2000) reported a source brightening to  $R = 19.5 \text{ mag}$  in the IPN localization of GRB 001212; the quiescent counterpart was later identified with a 2MASS M dwarf (Gizis 2000). During the course of the Catalina survey for near earth asteroids Christensen (2004) identified a fast transient source (fading from  $R = 15.9$  to  $19.7 \text{ mag}$  in 1 hr) in Lynx and later spectroscopically established to be a M dwarf (Djorgovski et al. 2004). The fast transient found in the CFHT Legacy Survey Malacrino et al. (2005) was later identified with a 2MASS counterpart, likely a M dwarf (Price 2005).

Consider a specific example of a survey undertaken by a telescope with field of view,  $\Delta\Omega$  (in steradians). Let  $\tau$  be the exposure time per field of view (frame time, usually between 30 s and 300 s). The number of flares per frame is thus  $N_{\mathcal{F}} = R_{\mathcal{F}}\tau\Delta\Omega/(4\pi)$  and the number over a time  $T$  is  $TR_{\mathcal{F}}\Delta\Omega/(4\pi)$ . For  $\Delta\Omega = 2.8 \times 10^{-3} \text{ steradian}$  (corresponding to 10 square degrees) and  $T = 0.3 \text{ yr}$  (a year’s worth of observing) we find  $N_{\mathcal{F}} \sim 6,600$ .

How can this immense fog of M dwarf flares be penetrated? Spectroscopy of the quiescent counterparts would require significant amount of time on large telescopes and is thus not a feasible approach. A counter-

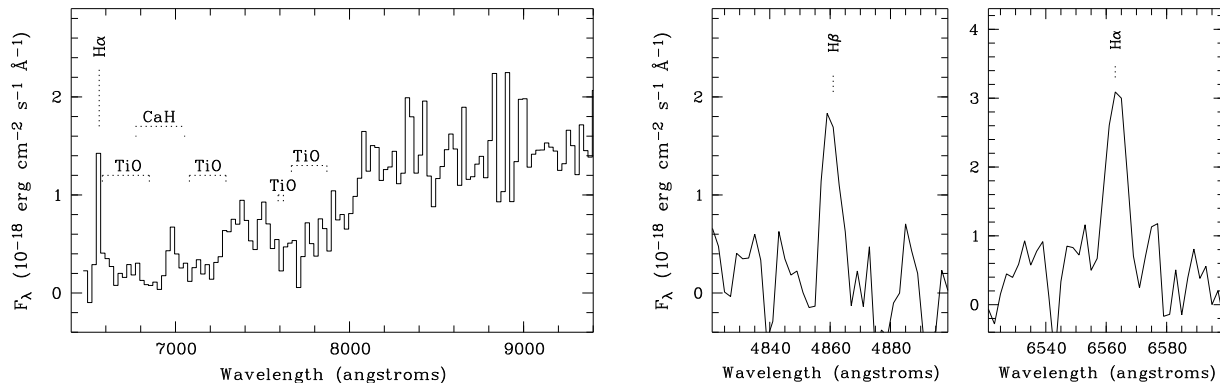


FIG. 2.— LRIS spectrum of the quiescent counterpart of OT 20030305. The right panel shows the heavily binned (factor 25) red continuum together with the H $\alpha$  emission line and CaH+TiO absorption bands marked. Close-ups of the regions around H $\beta$  and H $\alpha$  are shown in the center and right hand panel, respectively.

part which has spatial extent may simply be due to an asterism or a gaseous nebula formed by repeated flares. An attractive locale such as a bright galaxy or a cluster of galaxies (cf. OT 20010326) does not necessarily imply extra-galactic origin. Indeed, it is only transients with such interesting coincidences that will inevitably lure the hapless observer into a web of incorrect conclusions.

The best line of defense is to take advantage of the blue (UV) color of flares. On detection of a potential fast transient follow-up observations in a band (or two) complementary to the discovery band should be undertaken and the color(s) thus used to discriminate against the M dwarfs. The Rayleigh-Jeans tail of a blackbody has a distinctly different spectrum ( $f_\nu \propto \nu^2$ ) as opposed to say a synchrotron radiation ( $f_\nu \propto \nu^\alpha$  with  $\alpha \sim -1$ ). Needless to say these observations should be done whilst the flare is in progress i.e. on timescales of 100s or so.

We close this paper with two observations. First, Pan-STARRS and LSST have a multitude of science goals. Discovering new classes of fast transients is only one of them. From the work of Becker et al. (2004) and the work presented here it is now abundantly clear that flares from late type stars constitute a veritable foreground fog. Surveys have to be tuned to minimize the fog: judicious choice of directions (high Galactic and ecliptic latitude), careful choice of the primary search (optical) filter, lim-

iting the target fields so that (over time) M dwarfs in those fields are identified, undertaking a pre-search survey designed to identify suspect late type dwarfs (e.g. deep  $K$  band observations during bright time) and/or a well planned rapid followup strategy with complementary filters may be more successful than multi-purpose surveys.

Next, we note that the OT *yyyymmdd* designation is Y2K compliant and thus represents a slight improvement over the present GRB naming convention. Optical astronomers have the opportunity to continue the (quixotic and impractical) GRB and SN convention of appending A, B, C, ..., AA and so on (for successive events) but, given the measured rate of flares from M dwarfs of  $10^8 \text{ yr}^{-1}$ , face the risk of drowning in a blizzard of alphabets.

We thank A. Becker and P. Boeshaar for constructive feedback and S. Djorgovski for reminding us of the Lynx transient which then led us to search the GCN literature for other examples of M dwarf flares. This work is supported in part by grants from NSF and NASA. We acknowledge useful discussions with E. Ofek, E. S. Phinney, P. Price, E. Priest, M. Salvato & E. Scannapieco.

## REFERENCES

- Becker, A. C., et al., 2004, *Astrophys. J.*, 611, 418  
 Cappellaro, E., Evans, R., & Turatto, M. 1999, *A&A*, 351, 459  
 Christensen, E. 2004, *GCN Circular* 2849  
 Cole, S., et al., 2001, *Mon. Not. R. astr. Soc.*, 326, 255  
 Djorgovski, S. G., Gal-Yam, A., & Price, P. 2004, *GCN Circular* 2851  
 Gizis, J. E. 2000, *GCN Circular* 901  
 Greiner, J. & Motch, C. 1995, *Astr. Astrophys.*, 294, 177  
 Groot, P. J., et al., 2003, *MNRAS*, 339, 427  
 Guetta, D., Piran, T., & Waxman, E. 2005, *Astrophys. J.*, 619, 412  
 Hall, D. S. 1976, in *ASSL Vol. 60: IAU Colloq. 29: Multiple Periodic Variable Stars*, ed. W. S. Fitch, 287+  
 Kaiser, N., et al., 2002, in *Survey and Other Telescope Technologies and Discoveries*. Edited by Tyson, J. Anthony; Wolff, Sidney. *Proceedings of the SPIE*, Volume 4836, pp. 154-164 (2002)., ed. J. A. Tyson & S. Wolff, 154-164  
 Malacrinio, F., Atteia, J., Boer, M., Klotz, A., Veillet, C., Cuillandre, J., & Kaavels, J. 2005, *GCN Circular* 2964  
 Moffett, T. J. 1974, *Astrophys. J. Supp. Series*, 29, 1  
 Mohan, V., Sagar, R., Pandey, S. B., & Castro-Tirado, A. J. 2000, *GCN Circular* 900  
 Morales-Rueda, L., Groot, P. J., Augusteijn, T., Nelemans, G., Vreeswijk, P. M., & van den Besselaar, E. J. M. 2005, in *ASP Conf. Ser. 334: 14th European Workshop on White Dwarfs*, ed. D. Koester & S. Moehler, 643+  
 Nakar, E., Gal-Yam, A., & Fox, D. B. 2005, *ArXiv Astrophysics e-prints*  
 Oke, J. B., et al., 1995, *PASP*, 107, 375  
 Pickles, A. J. 1998, *PASP*, 110, 863  
 Price, P. A. 2005, *GCN Circular* 2965  
 Rau, A., Greiner, J., & Schwarz, R. 2006, *Astr. Astrophys.*, 449, 79  
 Williams, S. J. & Shafter, A. W. 2004, *Astrophys. J.*, 612, 867