

IS RADIATION OF BLACK HOLES OBSERVABLE?

I.B. Khriplovich ¹

*Budker Institute of Nuclear Physics
11 Lavrentjev pr., 630090 Novosibirsk, Russia,
and Novosibirsk University*

N. Produit ²

*INTEGRAL Science Data Center
16, Chemin d'Ecogia, CH-1290 Versoix, Switzerland*

Abstract

If primordial black holes (PBH) saturate the present upper limit on the dark matter density in our Solar system and if their radiation spectrum is discrete, the sensitivity of modern detectors is close to that necessary for detecting this radiation. On the other hand, if PBHs constitute an essential part of dark matter in our Galaxy, their radiation, either discrete or continuous, is well within the modern sensitivity, and can be possibly distinguished from the radiation of other sources. Even with present data, we arrive at the upper limit on the fraction of PBHs in the dark matter of our Galaxy on the level of 10^{-4} . None of our conclusions are in conflict with the upper limits on the explosions accompanying final stages of the evolution of PBHs.

¹khriplovich@inp.nsk.su

²Nicolas.Produit@obs.unige.ch

1. We discuss in the present note the possibility to detect the radiation of primordial black holes (PBH), under the assumption that they constitute a considerable part of dark matter. In particular, we consider the situation when this radiation has a discrete spectrum, as predicted in some models of quantized black holes.

The idea of quantizing the horizon area of black holes was put forward by Bekenstein in the pioneering article [1]. The idea is quite popular now, but the list of references on the subject is too long to be presented in this note.

We will essentially rely here on the results of [2]. It was demonstrated therein, under quite natural general assumptions, that the spectrum of black hole radiation is discrete and fits the Wien profile (see also in this relation earlier article [3]), and that the natural widths of the lines are much smaller than the distances between them. This spectrum starts with a line of a typical frequency close to the Hawking temperature $T = 1/(8\pi km)$ (k is the Newton gravitational constant, m is the black hole mass), and due to the exponential fall-down, the spectrum consists effectively of 2 – 3 lines only, separated by intervals also close to T . However, the total intensity of these few lines is about the same as that of the Hawking thermal radiation.

2. We start with the problem of PBHs and dark matter in the Solar system. The analysis of the observational data for the secular perihelion precession of Earth and Mars results in the following upper limit on the density ρ_s of dark matter in the Solar system [4]:

$$\rho_s < 10^{-19} \text{ g/cm}^3. \quad (1)$$

This limit is based on the precision EPM ephemerides constructed in [5], and on the possible deviations [6] of the results of theoretical calculations from the observational data for the planets obtained from about 250000 high-precision American and Russian ranging to planets and spacecraft.

Our quantitative estimates for the expected signal from PBHs are performed under the assumption that this upper limit is saturated with them. The results of these estimates are presented in Table 1.

We confine here to four values for the black hole mass m , starting with 5×10^{14} g. It is well-known that a PBH with the initial mass $m_0 \lesssim 5 \times 10^{14}$ g just could not survive till our time due to the same radiation. On the other hand, for masses essentially larger than 10^{17} g, the signal gets hopelessly small. In Table 1, $n_s = \rho_s/m$ is the density of number of primordial black holes, $\bar{r}_s = n_s^{-1/3}$ is the typical distance between two of them;

$$N = \frac{1}{64\pi^4} \frac{c}{r_g} \quad (2)$$

is the number of quanta per second emitted in a line by a black hole with a gravitational radius r_g (here we use the estimate from [2], and retain for clarity the velocity of light c); ν is the typical expected flux of quanta in a line at the distance $\bar{r}_s = n_s^{-1/3}$. We have mentioned already that the temperature T roughly corresponds to the energy of the first line in the discrete spectrum of a black hole. With 2— 3 relatively strong lines in a spectrum, one may expect γ lines with energies about 20, 40, 60 MeV in the spectra of PBHs with mass

m , g	n_s , cm ⁻³	\bar{r}_s , cm	T , MeV	N , ph s ⁻¹	ν , ph cm ⁻² s ⁻¹
5×10^{14}	2×10^{-34}	1.7×10^{11}	20	6×10^{19}	1.6×10^{-4}
2×10^{15}	5×10^{-35}	2.7×10^{11}	5	1.5×10^{19}	1.6×10^{-5}
10^{16}	10^{-35}	0.5×10^{12}	1	3×10^{18}	10^{-6}
10^{17}	10^{-36}	10^{12}	0.1	3×10^{17}	2×10^{-8}

Table 1: Predictions for radiation of primordial black holes in Solar system

5×10^{14} g; about 5, 10, 15 MeV in the spectra of PBHs with mass 2×10^{15} g; about 1, 2, 3 MeV in the spectra of PBHs with mass 10^{16} g; about 100, 200, 300 KeV in the spectra of PBHs with mass 10^{16} g. The presence of 2 — 3 roughly equidistant narrow lines in the spectrum of a source of radiation is essential for its identification with a quantized black hole.

Experimentally, to look for such a source we need a γ ray telescope that is able to do fine spectroscopy for point sources. One candidate here could be the IBIS imager on board INTEGRAL, its point spread function being 12 arcmin. With the typical distance to the nearest source 10^{12} cm and typical speed of object in the solar system 10^6 cm s⁻¹, such a source will displace itself relative to the observing satellite at an angular velocity of 10^{-6} rad s⁻¹ in an unpredictable direction. This limits the useful integration time of the search for such a source to 10^4 s. Degrading the angular resolution of the images would allow to stack the images longer, but will decrease the contrast by increasing the noise, so that the limit will not improve. Using the last official IBIS sensitivity data [7], and recalculating them for a 10^4 s exposure, we obtain the sensitivity curve of Figure 1. The best sensitivity of IBIS for an unresolved line of a point source amounts to 1.7×10^{-4} ph cm⁻² s⁻¹ at 100 KeV. Clearly, the IBIS sensitivity is insufficient for our purpose, by about 4 orders of magnitude at 100 KeV, and by about 3 orders of magnitude at 1 Mev. We note that IBIS never detected any convincing point source with discrete lines.

Another possibility is to use the SPI spectrometer on board INTEGRAL, which has better sensitivity for discrete spectrum [8]. Its imaging resolution being worse, one can stack here images up to 10^6 seconds without loss of sensitivity. The sensitivity curve of SPI varies wildly with energy due to the presence of numerous γ ray emission lines in the background spectrum, but stays always within the shaded area in Figure 1. Thus, for all energies SPI is more sensitive than IBIS. In particular, the SPI sensitivity is sufficient to observe the line

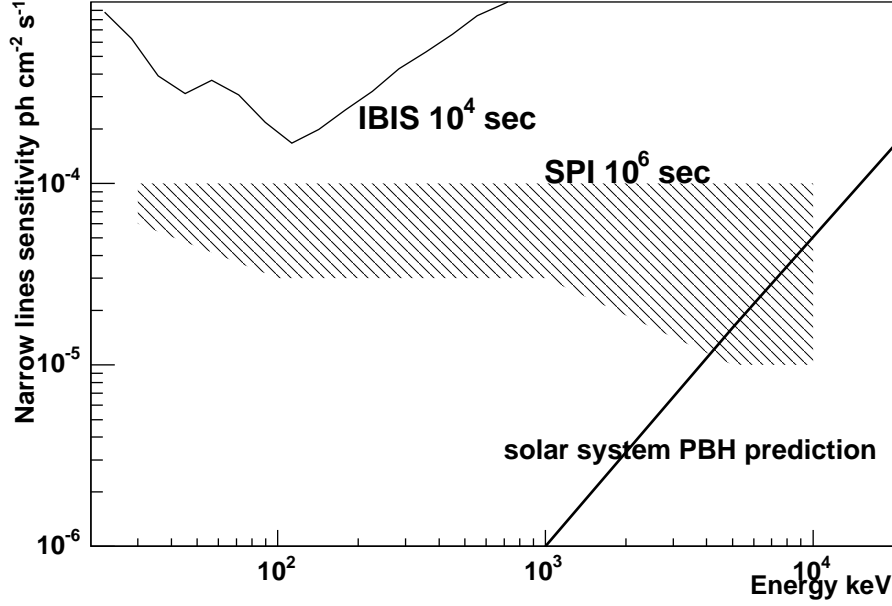


Figure 1: Sensitivity of IBIS imager for narrow line of point-like source exposed for 10^4 s and of the SPI spectrometer for point-like source exposed for 10^6 s

around 5 MeV which belongs to a PBH with $m \sim 2 \times 10^{15}$ g. This would require to analyze very deep sky images in a large set of fine energy bands, which is time consuming, but doable in some sky direction with existing data. If a signal will be found, still one should exclude the existence of an unexpected background feature.

3. Perhaps, the most serious ambiguity in the above estimates consists in the assumption that the true density of the dark matter in the Solar system saturates the observational upper limit (1). At least in this respect, the situation is better for the radiation of galactic primordial black holes. According to present observational data (see, for instance, [9]), the dark matter density in the region of the Milky Way Galaxy, where our Solar system is situated, is

$$\rho_{gal} \simeq 0.5 \times 10^{-24} \text{ g/cm}^3. \quad (3)$$

However, the typical distances to PBHs of the Galaxy are much larger than to those of the Solar system. Therefore, one has to measure the radiation not of a single PBH, but a total effect of many sources. In this case, for more or less quantitative estimates of the effect, we need to know the PBH mass distribution. Following [10], we assume that it is as follows:

$$dn = \delta \rho_{gal} \frac{1}{2} m_0^{1/2} m_1^{-5/2} dm_1, \quad m_1 > m_0. \quad (4)$$

Here the factor δ is the relative contribution of PBHs to the dark matter in the Galaxy. Distribution (4) is normalized in such a way that, being integrated with the weight m_1 , it

gives $\delta\rho_{gal}$, the mass density of PBHs. We have labeled the mass m in this distribution with index 1 to demonstrate that it refers in fact not to the present mass distribution, we are interested in, but to the mass distribution after the formation of PBHs. The cut-off at $m_1 = m_0 = 0.5 \times 10^{15}$ g reflects the mentioned fact that a PBH with a smaller mass will not survive till present. The behavior of distribution (4) at the masses less than m_0 , including the effective cut-off of the divergence at small m_1 , is not directly related to our problem.

The initial mass m_1 of a black hole is related to its contemporary one m by relation

$$m_1^3 = m^3 + m_0^3; \quad (5)$$

it follows immediately from the differential equation $dm/dt \sim -1/m^2$ that describes the evolution of the mass of a black hole due to its radiation. When rewritten in terms of m , distribution (4) transforms to

$$dn = \delta\rho_{gal} \frac{1}{2} m_0^{1/2} m^2 (m^3 + m_0^3)^{-3/2} dm, \quad m > 0. \quad (6)$$

Though this mass spectrum extends formally to $m = 0$, it decreases rapidly for small masses. Still, its maximum is at $m = (4/5)^{1/3} m_0 \simeq 0.9 m_0$, i.e. lies somewhat below m_0 .

As to the radiation spectrum of a single black hole with mass m , we assume for it the following form

$$dN_m(\omega) = \frac{A}{4\pi^2} \omega^2 \exp(-\omega/T) d\omega = \frac{4k^2 m^2}{\pi} \omega^2 \exp(-8\pi k m \omega) d\omega \quad (7)$$

where $A = 16\pi k^2 m^2$ is the horizon area. It was mentioned already that though the spectrum of a quantized black hole is discrete, in the present case we can treat it as a continuous one. On the other hand, as argued in [2, 3], this discrete spectrum should fit the Wien profile, but not the Planck one. In fact, the conclusions made below are practically insensitive to the exact form of the profile, either Wien, or Planck one.

Now we have to integrate spectrum (7) over m with distribution (6). With an obvious change of variables, the result of this convolution can be conveniently presented as follows:

$$\delta \frac{\rho_{gal}}{m_0} dN(\omega) = \delta \frac{\rho_{gal}}{m_0} \frac{A_0}{4\pi^2} \omega^2 d\omega \frac{1}{2x^{1/2}} \int_0^\infty \frac{dy y^4 \exp(-y)}{(x^3 + y^3)^{3/2}}; \quad (8)$$

here $A_0 = 16\pi k^2 m_0^2$ is the horizon area of a BH with mass m_0 , $x = 8\pi k m_0 \omega$. In a sense, the problem is reduced now to that of radiation of black holes with the mass $m = m_0$, with the effective density $\delta\rho_{gal}/m_0$, but with a modified spectrum. This effective spectrum, proportional to (mind ω^2 in equation (8))

$$x^{3/2} \frac{1}{2} \int_0^\infty \frac{dy y^4 \exp(-y)}{(x^3 + y^3)^{3/2}},$$

is presented in Fig. 2 (solid line), together with the naïve Wien curve $x^2 \exp(-x)$ (dashed line). As compared to the Wien profile, the maximum of the effective spectrum is somewhat shifted to lower energies, and at high energies the intensity decreases more slowly. For

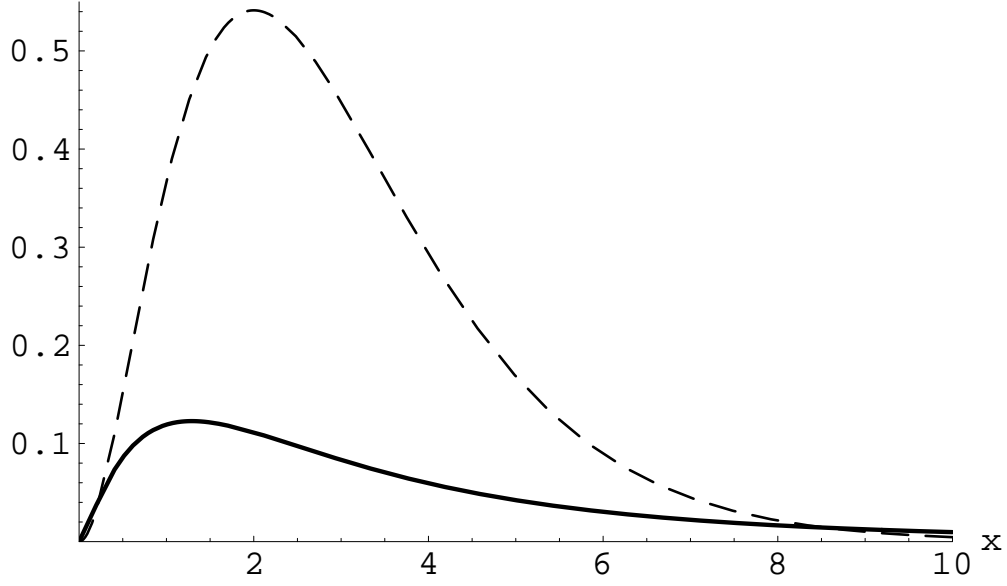


Figure 2: Comparison of spectra

$x \sim (1 - 2)$ the effective spectrum is suppressed by a factor $\sim (3 - 5)$ as compared to the Wien one.

The total flux of quanta from a single effective BH is

$$\begin{aligned} \tilde{N} &= \frac{A_0}{4\pi^2} \int_0^\infty \omega^2 d\omega \frac{1}{2} \int_0^\infty \frac{dy y^4 \exp(-y)}{x^{1/2}(x^3 + y^3)^{3/2}} \\ &= N \frac{1}{2} \int_0^\infty dx x^{3/2} \int_0^\infty \frac{dy y^4 \exp(-y)}{(x^3 + y^3)^{3/2}} = N \frac{\Gamma(5/6)\Gamma(5/3)}{\sqrt{\pi}} \simeq 0.6 N. \end{aligned} \quad (9)$$

Here N is given by formula (2), its numerical value in this case is $N = 6 \times 10^{19} \text{ s}^{-1}$ (see Table 1).

Let us estimate now the total flux of radiation coming from galactic PBHs to the Earth. It is sufficient for our estimates to include only the contribution of the galactic bulge of radius $R \approx 15 \text{ Kps} \approx 4 \times 10^{22} \text{ cm}$. Then the total flux, created by PBHs in the bulge and received by a counter at the Earth, can be estimated as

$$\nu_{gal} \sim \delta \frac{\rho_{gal}}{m_0} R \cdot 0.6 N \sim \delta \times 10^3 \text{ cm}^{-2} \text{ s}^{-1}. \quad (10)$$

Its maximum is around 15 MeV, with a power-like (but not exponential) decrease at higher energies.

Of course, being a total effect of many sources, this flux does not allow one to tell the discrete radiation of black holes from the continuous one.

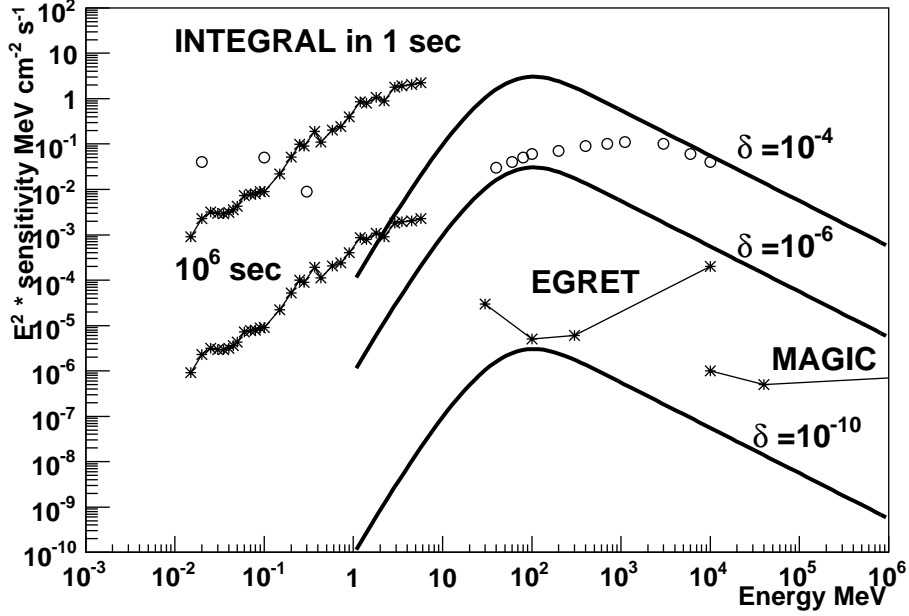


Figure 3: Sensitivity curves, data points and PBH prediction

Experimentally, such a continuum background spectrum in the galactic bulge direction has been scrutinized. Figure 3 shows the experimental limit of detection of continuum given by INTEGRAL [7] and EGRET [11]. The limit that should be given in the future by MAGIC [12] is also indicated. Small circles in Figure 3 refer to the signal observed by HEAO [13] (see also [14]) and EGRET [15] in the direction of the galactic bulge. The comparison of this signal with the theoretical predictions (solid lines in Figure 3) results in a conservative upper limit on the relative fraction of PBHs in dark matter:

$$\delta < 10^{-4} \quad (11)$$

Perhaps, this limit can be improved, or the radiation of PBHs detected, by fully employing the high sensitivity of EGRET, MAGIC, and GLAST [16] (GLAST will be 30 times more sensitive in the EGRET energy band). To this end, however, one should be able to resolve the structure corresponding to the bump in the integrated radiation spectrum of PBHs (see Figure 2).

4. In conclusion, we discuss the quantitative constraints on the density of PBHs which follow from the upper limits on the number of explosions corresponding to final stages of their evaporation. To be definite, let us estimate the number density of PBHs exploding during a year under the assumption of mass distribution (6). The radiative life-time of a black hole with mass m is well known to be proportional to m^3 . Since for $m = m_0$ the life-time is

$\sim 10^{10}$ years, for the mass μ of the very light PBH of interest, we obtain

$$\left(\frac{\mu}{m_0}\right)^3 \sim 10^{-10}.$$

Then, with distribution (6), the number density of these light PBHs is at present

$$n_\mu = \delta \rho_s \frac{1}{2} m_0^{1/2} \int_0^\mu dm m^2 (m^3 + m_0^3)^{-3/2} = \frac{1}{6} \delta \frac{\rho_s}{m_0} \left(\frac{\mu}{m_0}\right)^3 \sim 10^{-11} \delta \frac{\rho_s}{m_0}. \quad (12)$$

Our estimates for the Solar system were made under the assumptions $\rho_s \sim 10^{-19} \text{ g/cm}^3$ and $\delta \sim 1$. In this case

$$n_\mu \sim 10^{-45} \text{ cm}^{-3},$$

which corresponds to typical distances to exploding PBHs

$$\bar{r} \sim 10^{15} \text{ cm} \sim 50 \text{ au}.$$

With the same m^3 dependence for the life time, at the last second of its existence a black hole has a mass of 10^9 g . This mass is converted to energy in one second delivering a power of 10^{30} erg/s . Such a huge energy density creates a fireball from which a continuum of photons will emerge. The physics resembles that of a short hard Gamma Ray Burst (GRB), and we can assume a spectrum $\sim E^{-2}$ up to some cutoff energy. This explosion will be seen by an observer as an event with total fluence 0.1 erg cm^{-2} . GRBs with a fluence of $10^{-8} \text{ erg cm}^{-2}$ are routinely discovered. If we assume that a fraction η of the total released energy is reemitted in form of γ rays, we can detect such an explosion with conversion efficiency η as low as 10^{-6} .

However, it is far from being clear whether the assumption $\rho \sim 10^{-19} \text{ g/cm}^3$, being reasonable for the distances about 1 au from the Sun, should be valid for much larger distances $\sim 50 \text{ au}$. One can well imagine that at such large distances the dark matter density is lower by orders of magnitude. We do not think therefore that the above discussion of the bursts during the last stage of PBH evaporations, possibly interesting by itself, should preclude the searches for the point-like sources of radiation with discrete spectrum, i.e. of PBHs, in the Solar system.

For Galactic PBHs, their total density is at least 5 orders of magnitude lower than (1). Therefore, the typical distances to them are about 2 orders of magnitude larger, and the energy pulse is 4 order of magnitude lower, as compared to those in the Solar system. If a short hard GRB is discovered with a sky position compatible with the galactic bulge, it could be interesting to analyze it with this hypothesis in mind.

The investigation of was supported in part by the Russian Foundation for Basic Research through Grant No. 05-02-16627.

References

- [1] J.D. Bekenstein, *Lett. Nuovo Cimento*, **11**, 467 (1974).
- [2] I.B. Khriplovich, *Proceedings of Gribov Conference*, World Scientific, in press; gr-qc/0506082.
- [3] J.D. Bekenstein and V.F. Mukhanov, *Phys. Lett.*, **B360**, 7 (1995); gr-qc/9505012.
- [4] I.B. Khriplovich and E.V. Pitjeva, *Int. J. Mod. Phys.*, **D**, in press; astro-ph/0602.
- [5] E.V. Pitjeva, *Solar System Research*, **39**, 176 (2005).
- [6] E.V. Pitjeva, *Astronomy Letters*, **31**, 340 (2005).
- [7] IBIS Observer's manual. INT/SDG/05-0246/Dc, <http://integral.esac.esa.int/>.
- [8] J.P.Roques, *A&A* **411**, L91 (2003).
- [9] G. Bertone and D. Merritt, *Mod. Phys. Lett.*, **A20**, 1021 (2005); astro-ph/0504422.
- [10] B.J. Carr, *Astrophysical Journal*, **201**, 1 (2005).
- [11] G. Kanbach, *Space Sci. Rev.*, **49**, 69 (1988).
- [12] C. Baixeras, *Nuclear Physics B (Proc. Suppl.)*, **114**, 247 (2003).
- [13] L. Kinzer, *Astrophysical Journal*, **475**, 361 (1997).
- [14] M. Revnivtsev, *A&A* **444**, 381 (2005).
- [15] S.D. Hunter et al. *Astrophysical Journal*, **481**, 205 (1997).
- [16] N. Gehrels and P. Michelson, *Astroparticle Physics*, **11**, 277 (1999).