

The Impact of Cosmic Dust on Supernova Cosmology

Pier Stefano Corasaniti*

ISCAP, Columbia University, New York, NY 10027, USA

Department of Astronomy, Columbia University, New York, NY 10027, USA

14 December 2018

ABSTRACT

Extinction by intergalactic gray dust introduces a magnitude redshift dependent offset in the standard-candle relation of SN Ia. This leads to overestimated luminosity distances compared to a dust-free universe. Quantifying the amplitude of this systematic effect is crucial for an accurate determination of the dark energy parameters. In this paper we model the gray dust extinction in terms of the star-formation history of the universe and the physical properties of the dust grains. We focus on a class of cosmic dust models which satisfy current observational constraints. These can produce an extinction as large as 0.08 mag at $z = 1.7$ and potentially disrupt the dark energy parameter inference from future SN surveys. In particular depending on the dust model we find that an unaccounted extinction can bias the estimation of a constant dark energy equation of state w by shifting its best fit value up to 20% from its true value. Near-IR broadband photometry will hardly detect this effect, while the induced decrement of the Balmer lines is within standard spectroscopic accuracy. Cosmic dust extinction may also cause a detectable violation of the distance-duality relation. A more comprehensive knowledge of the physics of the IGM is necessary for an accurate modeling of intergalactic dust. Due to the large magnitude dispersion current luminosity distance measurements are insensitive to extinction effects. On the contrary these must be taken into account if we hope to disclose the true nature of dark energy with the upcoming generation of SN Ia surveys.

Key words: cosmology: theory - dust, extinction - supernova Ia - dark energy

1 INTRODUCTION

Dust particles are present in the interstellar medium causing the absorption of nearly 30 – 50% of light emitted by stars in the Galaxy. On the other hand very little is known about dust particles which may exist outside our galactic environment. Metal lines are observed in the X-ray spectra of galaxy clusters (e.g. Buote 2002) and in high redshift Lyman- α clouds (Cowie et al. 1995; Telfer et al. 2002) suggesting that some type of dust may be present in the low density intergalactic medium (IGM). Conditions in the IGM are unfavorable to the formation of dust grains, therefore if such a component exists it originates in stars. However it is unlikely that its properties are similar to those of interstellar grains. In fact because of the physical processes which expel dust from formation sites, intergalactic dust particles undergo very different selection effects (Shustov & Vibe 1995; Davies et al. 1998; Aguirre 1999).

Since the early search for distant Supernovae Type Ia (SNe Ia) (Riess et al. 1998; Perlmutter et al. 1999), cosmic dust extinction has been proposed to account for the observed dimming of supernova luminosities at high redshift (Aguirre 1999). From several other observations we have now compelling evidence of the cosmological nature of this signal (De Bernardis et al. 2000; Percival et al. 2001; Spergel et al. 2003; Scranton et al. 2003; Tegmark et

al. 2004). There is a general consensus that it is caused by a recent accelerated phase of expansion driven by a dark energy component. This can be the manifestation of a cosmological constant, or an exotic specie of matter, or the effect of a different regime of gravity on the large scales. Distinguishing between these different scenarios has motivated a rich field of investigation.

Over the next decade numerous experiments will test dark energy using a variety of techniques. Surveys of SN Ia such as the proposed SNAP, JEDI or ALPACA will play a leading role by providing very accurate luminosity distance measurements. The success of this program will mostly depend on the ability to identify and reduce possible sources of systematic uncertainties in the standard-candle relation.

Here we address the impact of cosmic “gray” dust. Our aim is to study this particular systematic effect from an astrophysical point of view. Differently from the original proposal by Aguirre (1999), we do not look for dust models which mimic the dimming of an accelerating universe. Instead given the state of knowledge of the IGM, we estimate how an hypothetical cosmic dust model satisfying existing astrophysical constraints affects the dark energy parameter estimation from future SN observations. In order to do so we evaluate the dust extinction from first principles by modeling the IGM dust in terms of the star-formation history of the universe and the physical properties of the dust grains. This will allow us to establish how the uncertainties in the cosmic dust model, which

* email: pierste@astro.columbia.edu

depends on the complex physics of the IGM, relate to expected cosmological parameter errors.

The paper is organized as follows: in Section 2 we discuss the existing constraints on cosmic gray dust and evaluate the expected extinction for different IGM dust models. We evaluate the impact on the dark energy parameter inference and describe the results of our analysis in Section 3. In Section 4 we compute the signature of dust models in near-infrared photometric measurements and the decrement of the Balmer lines. In Section 5 we discuss the violation of the distance-duality relation. Finally in Section 6 we present our conclusions.

2 COSMIC GRAY DUST

2.1 Observational Constraints

Typical dust extinction is correlated with reddening of incoming light, therefore it can be revealed by simple color analysis. Using this technique the interstellar extinction law has been estimated over a wide range of wavelengths (e.g. Cardelli et al. 1989). However this method is not effective for absorption caused by cosmic dust. As suggested by Aguirre (1999), astrophysical processes which transfer dust into the IGM can preferentially destroy small grains over the large ones. Those surviving have radii $a \gtrsim 0.1\mu m$. In such a case intergalactic dust may consist of particles which induce very little reddening (hence gray), while still able to cause large extinction effects.

The possibility of gray dust being entirely responsible for the dimming of high redshift SN Ia has been now ruled out. For instance Aguirre & Haiman (2000) showed that the density of dust necessary to reconcile SN data with a flat matter dominated universe is incompatible with the limits inferred from the far-infrared background (FIRB) as measured by the DIRBE/FIRAS experiment. Recently Bassett and Kunz (2004b) have excluded this scenario at more than 4σ by testing the distance-duality relation. Nevertheless the actual amount of dust in the IGM and its composition remain unknown.

Constraints on the properties of cosmic dust have been inferred from color analysis of distant quasars (Mortzell & Goobar 2003; Ostman & Mortzell 2005). A potential limitation of these studies is the implicit assumption of the Galactic extinction law either in the parametrized form by Cardelli et al. (1989) or Fitzpatrick (1999).

Infrared (IR) observations may turn out to be more informative. As an example Aguirre & Haiman (2000) have suggested that resolving the FIRB will provide a definitive test of the IGM dust. Some quantitative limits have also been derived from the thermal history of the IGM (Inoue & Kamaya 2003).

A more direct constraint on the density of cosmic dust particles has been obtained by Petric et al. (2006) from the analysis of X-ray scattering halo around a distant quasar at $z = 4.30$. In particular for grains of size $\sim 1\mu m$ the total cosmic dust density is $\Omega_{\text{dust}}^{\text{IGM}} \lesssim 10^{-6}$, while for $0.1\mu m$ grains the constraint is one order of magnitude weaker. Compatible limits were also found by Inoue & Kamaya (2004) using existing bounds on SN Ia extinction and reddening.

As we will see in the next section a better knowledge of these quantities is necessary if we hope to measure the dark energy parameters with high accuracy.

2.2 Intergalactic Dust Extinction

In order to estimate the extinction from intergalactic gray dust we need to determine the evolution of dust density in the IGM. Since dust particles are made of metals, the first step is to evaluate the evolution of the cosmic mean metallicity from the star formation history of the universe (Aguirre & Haiman 2000). For simplicity we can assume that metals are instantaneously ejected from newly formed stars. In such a case the metal ejection rate per unit comoving volume at redshift z can be written as (Tinsley 1980):

$$\dot{\rho}_Z(z) = \dot{\rho}_{\text{SFR}}(z)y_Z, \quad (1)$$

where $\dot{\rho}_{\text{SFR}}$ is the star formation rate and y_Z is the mean stellar yield, namely the average mass fraction of a star that is converted to metals. The value of y_Z is slightly sensitive to the initial mass function (IMF) and may also change with redshift if the IMF varies with time. For simplicity we assume y_Z to be constant.

From Eq. (1) it follows that the mean cosmic metallicity is given by (Inoue & Kamaya 2004):

$$Z(z) = \frac{y_Z}{\Omega_b \rho_c} \int_z^{z_S} \dot{\rho}_{\text{SFR}}(z') \frac{dz'}{H(z')(1+z')}, \quad (2)$$

where Ω_b is the baryon density, ρ_c is the current critical density, $H(z)$ is the Hubble rate and z_S redshift at which star formation began. There is little dependence on z_S for $z \lesssim 3$, provided that the star formation begin at $z_S \gtrsim 5$. Without loss of generality we set its value to $z_S = 10$.

Following the notation of Inoue & Kamaya (2004), we introduce a further parameter which describes the mass fraction of dust to the total metal mass, $\chi = \mathcal{D}/Z$, where \mathcal{D} is the dust-to-gas ratio of the IGM. The latter depends on the mechanism which expel dust from galaxies and in principle may evolves with redshift according to the dominant process responsible for the transfer (e.g. stellar winds, SN II explosions, radiation pressure). Only recently authors have began to study the metal enrichment of the IGM using numerical simulations (see for instance Bianchi & Ferrara 2005). As we lack of any guidance we simply assume that the dust-to-gas ratio scales with the mean metallicity and consider χ as a constant free parameter. We also assume a uniform distribution of dust particles. In such a case the grain number density in a unit physical volume reads as

$$n_d(z) = \frac{\chi Z(z) \Omega_b \rho_c (1+z)^3}{4\pi a^3 \varrho/3}, \quad (3)$$

where ϱ is the grain material density.

The amount of cosmic dust extinction on a source at redshift z observed at the rest-frame wavelength λ is then given by (Inoue & Kamaya 2004):

$$\frac{A_\lambda(z)}{\text{mag}} = 1.086\pi a^2 \int_0^z Q_m^a \left(\frac{\lambda}{1+z'} \right) n_d(z') \frac{cdz'}{(1+z')H(z')}, \quad (4)$$

where Q_m^a is the extinction efficiency factor which depends on the grain size a and complex refractive index m , and c is the speed of light.

Hence the extinction at a given redshift depends on the dust properties and the metal content of the IGM. More specifically for a given cosmological background, a model of dust is specified by the grain composition, size and material density, the mean interstellar yield, the star formation history and the IGM dust-to-total-metal mass ratio.

None of these parameters is precisely known, leaving us with a potentially large uncertainty about the level of cosmic dust extinction.

In the following we assume a standard flat LCDM model with Hubble constant $H_0 = 70 \text{ Km s}^{-1} \text{ Mpc}^{-1}$, matter density $\Omega_m = 0.30$ and baryon density $\Omega_b = 0.04$.

The size distribution of dust grains is unknown, for simplicity we assume dust particles to have all the same size. Since we are interested in gray dust we consider two possible values of the radius, $a = 0.1$ and $1.0 \mu\text{m}$.

The exact intergalactic dust composition is also not known, we consider silicate and graphite particles with material density $\rho = 2 \text{ g cm}^{-3}$, and optical properties specified as in Draine & Lee (1984). Using these specifications we compute the extinction efficiency factor Q_m^a by solving numerically the Mie equations for spherical grains (Barber & Hill 1990).

We set the mean interstellar yield to $y_Z = 0.024$ (Madau et al. 1996) corresponding to the value inferred from the Salpeter IMF (Salpeter 1955).

The star formation rate at different redshifts is known from a large body of measurements. The trend at redshifts $z \leq 1$ is well established with

$$\frac{\dot{\rho}_{\text{SFR}}(z)}{M_\odot \text{ yr}^{-1} \text{ Mpc}^{-3}} = 0.0158 (1+z)^{3.10}, \quad (5)$$

being the best fit to existing data (Hopkins 2004). On the other hand there is less agreement on the exact behavior at higher redshifts, with recent observations favouring a flat redshift dependence (Gialaisco 2004). We follow the analysis of Inoue & Kamaya (2004) and consider two possible star-formation rates at $z > 1$:

$$\frac{\dot{\rho}_{\text{SFR}}(z)}{M_\odot \text{ yr}^{-1} \text{ Mpc}^{-3}} = \begin{cases} 0.156 & \text{(high SFH)} \\ 0.156 (1+z)^{-1.5} & \text{(low SFH)} \end{cases} \quad (6)$$

in units of solar mass M_\odot per year per Mpc volume.

Consistently with constraints derived in (Inoue & Kamaya 2004) we set $\chi = 0.01$. Since Eq. (4) is linear in this parameter the results can be simply rescaled for different values. For this particular choice the total dust density up to $z = 4.3$ is $\Omega_{\text{dust}}^{\text{IGM}} \sim 10^{-6}$, which is consistent with the direct constraints found in Petric et al. (2006). In addition dust grains in the IGM can absorb the UV light in the universe and re-emit in the far infrared contributing the FIRB. From the analysis of Aguirre & Haiman (2000) we find that for $\chi = 0.01$ cosmic gray dust would produce a background signal at $850 \mu\text{m}$ roughly 10% of the FIRB and only 1% at $200 \mu\text{m}$, thus well within the DIRBE/FIRAS limits.

In figure 1 we plot the extinction in the B-band (upper panels) and the reddening (lower panels) as function of the redshift. The solid and dash lines correspond to silicate and graphite grains respectively. Thick (thin) lines correspond to high (low) SFH models. Notice that $a = 0.1 \mu\text{m}$ grains cause an extinction nearly a factor 10 larger than $1.0 \mu\text{m}$ ones. This is because in the B-band wavelengths the efficiency factor is constant, thus Eq. (4) scales as $1/a$. The extinction is larger for $0.1 \mu\text{m}$ graphite grains than silicate ones, while it is identical for $1.0 \mu\text{m}$ particles. Low SFH gives smaller extinction than the high case, consistently with the fact that low SFH produce a smaller amount of dust.

These gray dust models cause very little reddening as it can be seen from the plots of color excess $E(B-V)$. It would require photometric measurements more accurate than 1% to detect the imprint of dust at high redshift.

In the next section we evaluate the impact of these dust models on the determination of dark energy parameters.

Table 1. Grey dust models. For $a = 1.0 \mu\text{m}$ we only consider Silicate dust since Graphite causes the same extinction.

	χ	a	Type	SFH
A	0.01	0.1	Graphite	low/high
B	0.01	0.1	Silicate	low/high
C	0.01	1.0	Silicate	low/high

3 DARK ENERGY INFERENCE

Supernova Type Ia observations measure the luminosity distance through the standard-candle relation,

$$m_B(z) = \mathcal{M}_B + 5 \log H_0 d_L(z), \quad (7)$$

where $m_B(z)$ is the apparent SN magnitude in the B-band, $\mathcal{M}_B \equiv M_B - 5 \log H_0 + 25$ is the ‘‘Hubble-constant-free’’ absolute magnitude and $d_L(z)$ is the luminosity distance.

Extinction modifies the standard-candle relation such that the observed SN magnitude is

$$\tilde{m}_B(z) = m_B(z) + A_B(z), \quad (8)$$

with $A_B(z)$ given by Eq. (4) evaluated at the B-band center rest-frame wavelength, $\lambda = 0.44 \mu\text{m}$. Hence supernovae are systematically dimmer than in a dust-free universe, and overestimate luminosity distances. Note that the extinction term in Eq. (8) corresponds to a redshift dependent magnitude offset. Previous studies of supernova systematics have limited their analysis to a simple magnitude offset that linearly increases with redshift (Weller & Albrecht 2002; Kim et al. 2003). On the contrary here we approach this type of systematic from a physically motivated standpoint. Having modeled the gray dust extinction as in Eq. (4), we can determine how astrophysical uncertainties in the cosmic dust model parameters affect dark energy parameter inference.

Using Eq. (8) we proceed by Monte Carlo simulating a sample of SN Ia data in the B-band in a given cosmological background for dust models listed in table 1. Then for each of these samples we recover the background cosmology by inferring the best fit dark energy parameter values and uncertainties in a dust-free universe through standard likelihood analysis.

We consider a constant dark energy equation of state w and a time-varying equation of state of the form (Chevallier & Polarski 2001; Linder 2003)

$$w(z) = w_0 + w_1 \frac{z}{1+z}. \quad (9)$$

For simplicity we focus on a SN experiment such as SNAP which goes very far in redshift. We assume the survey characteristics as specified in (Kim et al. 2003). We consider a flat universe with $\Omega_m = 0.3$ and assume a Gaussian matter density prior $\sigma_{\Omega_m} = 0.01$.

First we consider the case of a fiducial LCDM cosmology. In figure 2 we plot the marginalized 1 and 2σ contours in the $\Omega_m - w$ plane inferred from the data samples generated in models A (red dash), B (red dot) and C (black solid) for low (left panel) and high SFH (right panel). It can be seen that the overall effect of extinction is to shift the confidence regions towards more negative value of the dark energy equation of state. This is because the extinction dims supernovae increasingly with the redshift. Thus inferred distances are bigger than in a dust-free universe mimicking a more rapid accelerating expansion. For fixed values of Ω_m this requires the dark energy equation of state to be < -1 . As a result an unaccounted extinction moves the best fit dark energy model many sigma away from the true one. The effect is more dramatic in model A since

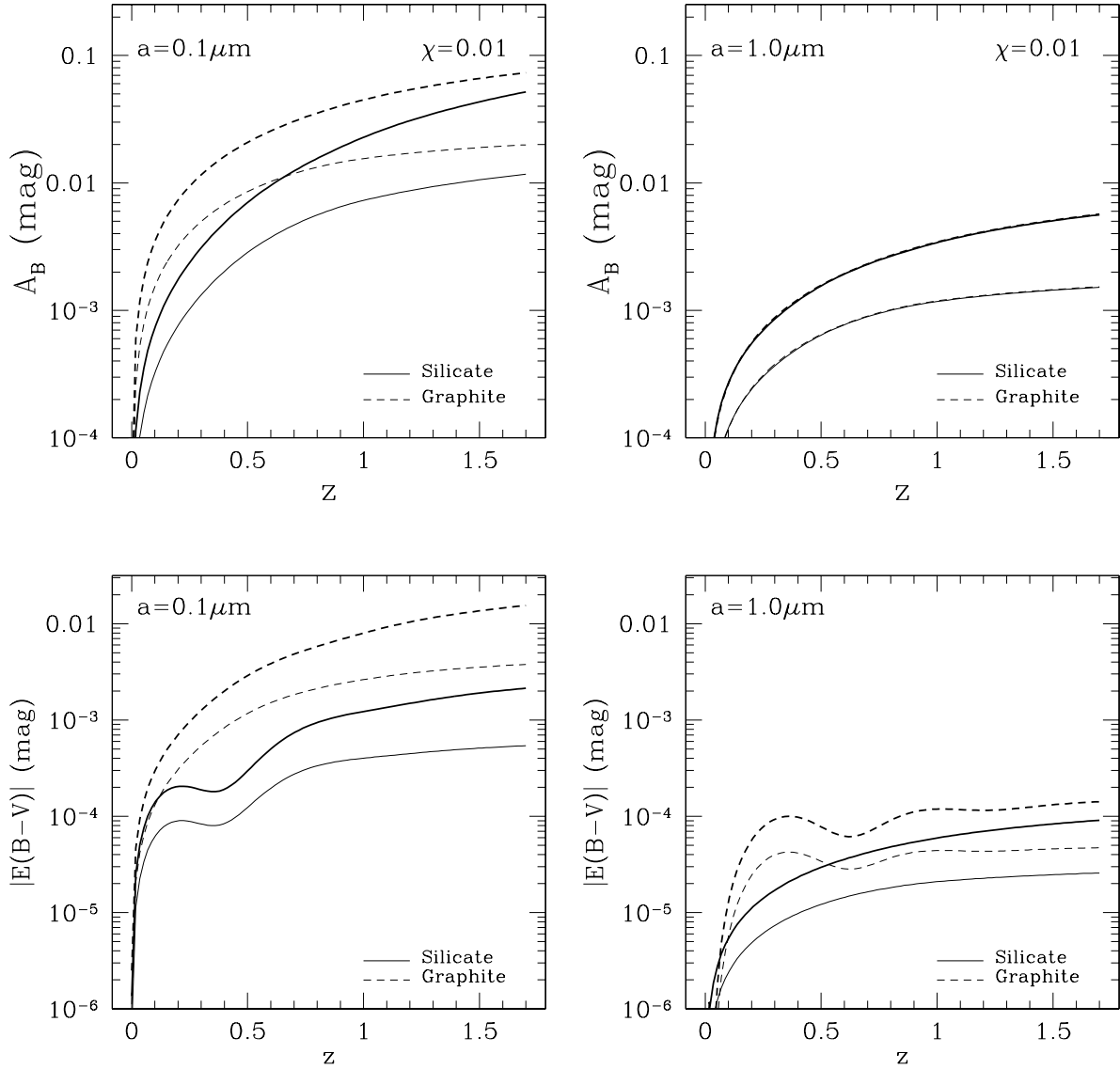


Figure 1. Cosmic gray dust extinction in the B-band (upper panels) and color excess (lower panels) as function of redshift of the source for $a = 0.1 \mu\text{m}$ and $a = 1.0 \mu\text{m}$ (right panel). Solid and dash lines correspond to silicate and graphite grains respectively. Thick (thin) lines correspond to high (low) SFH models.

$A_B(z) \gtrsim 0.01$ at $z > 0.5$, while it is negligible in model C since the extinction is a factor ten smaller. From figure 2 it is evident that the existence of gray dust particles with size $\sim 0.1 \mu\text{m}$ and a dust-to-total metal mass ratio of 0.01 in LCDM cosmology would cause an extinction that effectively mimic a phantom dark energy model misleading us on the true nature of dark energy.

In the same manner IGM dust may prevent us from detecting a quintessence-like dark energy. For instance in figure 3 we plot the confidence contours in the case of a fiducial dark energy cosmology with $w = -0.9$. Again the effect of dust extinction is to shift the confidence regions towards more negative values of w . The amplitude of this effect is similar to the previous LCDM case and therefore is fiducial cosmology independent.

To be quantitative the extinction in model A cause a 20% bias on the inferred values of w and 10% in model B. On the contrary model C does not affect the parameter inference.

A similar trend occurs for the constraints on the redshift parametrization Eq. (9). We plot in figure 4 the marginalized 1 and 2σ contours in the $w_0 - w_1$ plane for a fiducial LCDM cosmology. Notice that the size of the ellipses is altered, besides the amplitude of the shift is smaller than for the constant equation of state parameter. In fact while in model A the fiducial cosmology still lies many sigma away from the 95% confidence region, it is within the 2σ contours for model B. This is because the effect of the extinction is spread over two degenerate equation of state parameters. Indeed IGM dust parameters should be included in the cosmological fit along the line suggested by Kim & Miquel (2006).

Can dust extinction affect the dark energy parameters inference from current SN Ia data? Despite the recent progress in the search for SN Ia, the magnitude dispersion is still larger ($\sim 0.1 \text{ mag}$). Therefore the extinction effect is well within the experimental errors. As an example we consider the Gold sample (Riess

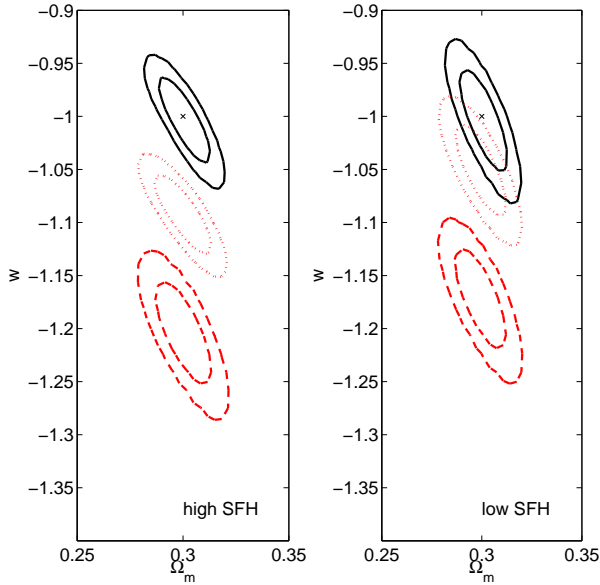


Figure 2. Marginalized 1 and 2σ confidence contours in the plane $\Omega_m - w$ plane inferred from data generated in models A (red dash), B (red dot) and C (black solid) in LCDM background. The left and right panels correspond to high and low SFH models respectively. The cross point indicates the parameter values of the fiducial cosmology.

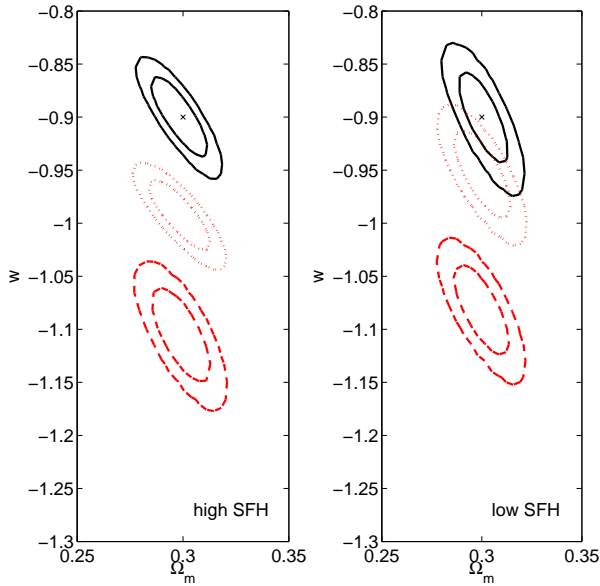


Figure 3. As in figure 2 with $w = -0.9$ dark energy fiducial cosmology.

et al. 2004) which extends up to $z_{max} \sim 1.7$ and therefore is more likely to be sensitive to gray dust extinction than the SNLS dataset (Astier et al. 2005) for which $z_{max} \sim 1$. In addition the estimated SN extinctions in the Gold dataset appear to be correlated with the magnitude dispersion (Jain & Ralston 2006). We assume a flat universe with prior $\Omega_m = 0.27 \pm 0.04$. Using Eq. (8) we fit the Gold data accounting for the extinction of dust model A. We find $w = -0.90 \pm_{0.21}^{0.17}$ at 1σ . On the contrary the fit without extinction gives $w = -0.96 \pm_{0.16}^{0.18}$. Thus the shift is less than 1σ . The fact that the best fit value is slightly > -1 should not be surprising. Comparison with the SNLS data shows that SNe in the Gold sample are

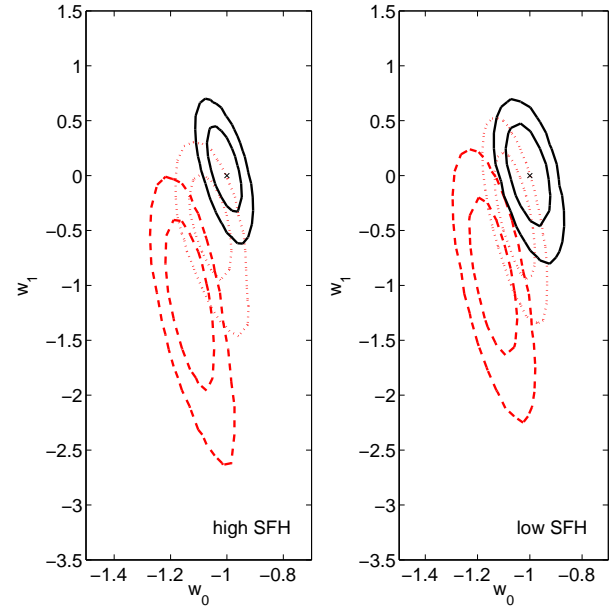


Figure 4. Marginalized 1 and 2σ contours in the plane $w_0 - w_1$ for dust models as in figure 2.

slightly brighter. Nevertheless the LCDM is within 1σ uncertainty. Notice that the direction of the shift is consistent with the result of the Monte Carlo analysis. In fact accounting for the extinction term allows models with a larger value of w to be consistent with the data.

4 NEAR-IR COLOR ANALYSIS AND DECREMENT OF BALMER LINES

As we have seen in Section 2.2 it is very difficult to detect the signature of gray dust through reddening analysis in the optical wavelengths. It has been suggested that broadband photometry in the near-IR could be more effective. For instance Goobar et al. (2002) estimate in 1% the spectro-photometric accuracy necessary to detect the dust reddening in the I, J and R bands. In figure 5 we plot the color excess $E(V - J)$, $E(R - J)$ and $E(I - J)$ for our test-bed of cosmic dust models. For low SFH models the color excess is too small to be detectable with 1% photometry. Only model A in the high SFH case would be marginally distinguishable. In general we find that our estimates are a factor two smaller than in Goobar et al. (2002). Given the difficulty of performing such accurate near-IR measurements, distinguishing the effect of cosmic dust will be a challenging task.

A possible alternative is to consider the decrement in the relative strength of the Balmer lines in the host galaxy spectrum. The recombination of ionized hydrogen atoms cause the well known H_α and H_β emission lines at 6563 Å and 4861 Å respectively with intensity ratio $r_{H_\alpha/H_\beta} = 2.86$. Since dust particles dim the blue light more than the red one, a larger value of r_{H_α/H_β} would be a distinct signature of extinction. In figure 6 we plot the relative decrement of the Balmer lines as function of the redshift for models A, B and C as in figure 5. We may notice that model A and B in the high SFH case induce a decrement of several per-cent at high redshift which can be detected with standard spectroscopic resolution.

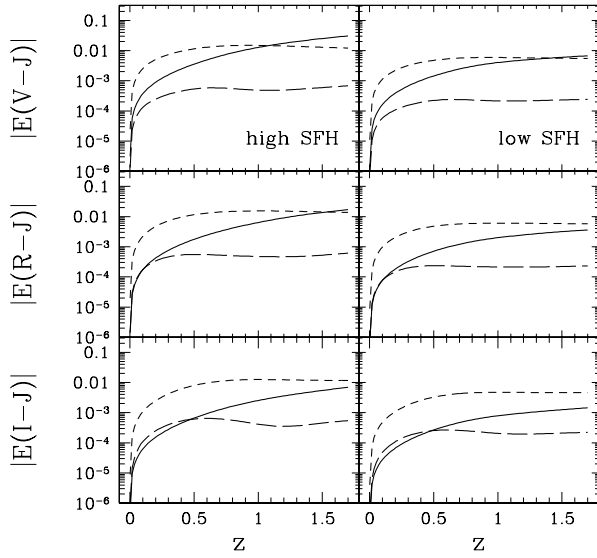


Figure 5. Absolute value of color excess $E(V-J)$, $E(R-J)$ and $E(I-J)$ versus redshift for models A (short-dash), B (solid) and C (long-dash) in the case of high (left panel) and low SFH (right panel).

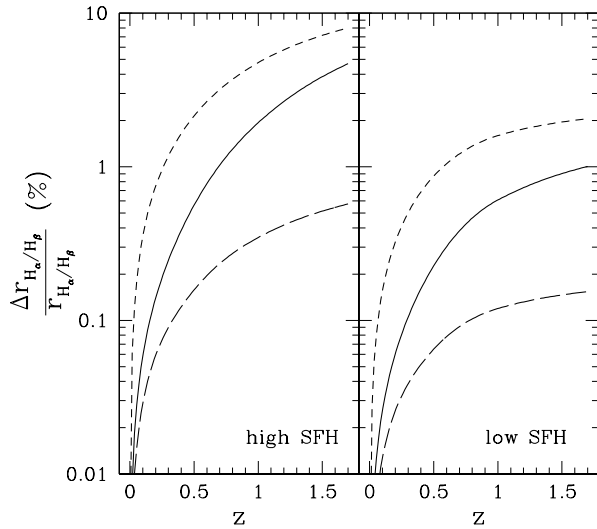


Figure 6. Relative decrement of Balmer lines for dust models as in figure 5.

5 TESTING DISTANCE-DUALITY RELATION

A well known result of metric theories of gravity is the uniqueness of cosmological distances (Etherington 1933). Thus measurements of the luminosity distance $d_L(z)$ and angular diameter distance $d_A(z)$ at redshift z are linked through the duality relation (Linder 1988; Schneider et al 1992)

$$Y \equiv \frac{d_L(z)}{d_A(z)(1+z)^2} = 1. \quad (10)$$

As discussed in (Bassett & Kunz 2004b) testing this equality with high accuracy can be a powerful probe of exotic physics. Violations of the duality relation are predicted by non-metric theories of

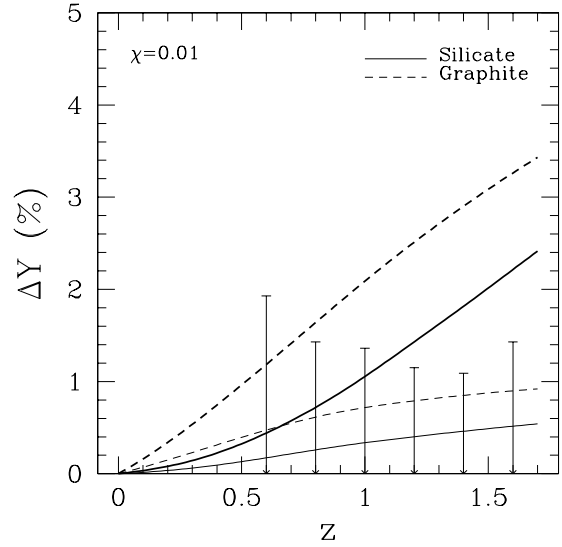


Figure 7. Percentage deviation from the distance-duality relation as function of redshift. The dash and solid lines represent the violation caused by dust extinction for $0.1 \mu m$ Graphite and Silicate grains respectively. Thick (thin) lines correspond to high (low) SFH. The errorbars are the errors on the duality test as expected from upcoming SN Ia and BAO surveys. At $z < 0.5$ the errors on angular diameter distance measurements are not enough accurate for testing the duality.

gravity, varying fundamental constants and axion-photon mixing (Bassett & Kunz 2004a; Uzan et al. 2004) just to mention a few. Also astrophysical mechanisms such as gravitational lensing and dust extinction can cause deviation from Eq. (10).

From Eq. (7) and Eq. (8) it is easy to show that in the presence of dust extinction the deviation from Eq. (10) is given by

$$\Delta Y(z) = 10^{\frac{1}{5} A_B(z)} - 1. \quad (11)$$

Therefore if SN Ia are dimmed by intergalactic dust absorption, this would be manifest in the violation of the duality relation.

The distance-duality relation can be tested using SN Ia data and angular diameter distance measurements from detection of baryon acoustic oscillations (BAO) in the galaxy power spectrum (Bassett & Kunz 2004b; Linder 2005). Over the next decade several surveys of the large scale structures will measure $d_A(z)$ with few percent accuracy over a wide range of redshifts. Similarly future SN Ia surveys such as SNAP are designed to control intrinsic supernova systematics within few percent which would provide luminosity distances measurements with $1 - 2\%$ accuracy.

We forecast the sensitivity of future distance-duality test by error propagation of Eq. (10). We assume the expected errors on the angular diameter distance for a galaxy survey of $10,000 \text{ deg}^2$ with spectroscopic redshifts as quoted in (Glazebrook & Blake 2005).

In figure 7 we plot Eq. (11) for dust models A and B in the case of high (thick lines) and low SFH (thin lines). The errorbars correspond to the expected uncertainty of the distance-duality test. It can be seen that for high SFH, Silicate and Graphite particles of size $0.1 \mu m$ would caused a clearly detectable violation of the distance-duality relation.

6 CONCLUSION

The goal of the next generation of SN Ia experiments is to determine the dark energy parameters with high accuracy. For this to be possible systematic effects must be carefully taken into account. Here we have studied the impact of intergalactic dust extinction. We have used an astrophysical motivated modeling of the IGM dust in terms of the star formation history of the universe and the physical properties of the dust grains. We have identified a number of models which satisfy current astrophysical constraints such those inferred from X-ray quasar halo scattering and the amplitude of the FIRB emission. Although characterized by negligible reddening IGM dust may cause large extinction effects and strongly affect the dark energy parameter estimation. In particular for high star-formation history we find that dust particles with size $\sim 0.1 \mu\text{m}$ and a total dust density $\Omega_{\text{dust}}^{\text{IGM}} \sim 10^{-6}$ may bias the inferred values of a constant dark energy equation of state up to 20%. Current SN Ia data are insensitive to such effects since the amplitude of the induced extinction is well within the supernova magnitude dispersion. Near-IR color analysis would require an accuracy better than 1% to detect the signature of these IGM dust particles. On the other hand IGM dust arising from high SFH can be distinguished from the decrement of Balmer lines with standard spectroscopic accuracy. We have also shown that cosmic dust violates the distance-duality relation, and depending on the dust model this may be detected with future SN Ia and baryon acoustic oscillation data.

It is worth remarking that a number of caveats concerning the physics of the IGM have been assumed throughout this analysis. Specifically we have considered a redshift independent dust-to-total-metal mass ratio. We have also assumed an homogenous distribution of equally sized grains. Unfortunately we still lack of a satisfactory understanding of the intergalactic medium both theoretically and observationally which would allow us to make more robust prediction about IGM dust extinction. Indeed if we happen to live in a universe with a total dust density $\Omega_{\text{dust}}^{\text{IGM}} \sim 10^{-6}$ extinction effects on SN Ia observations must be considered more than previously thought. The risk is to miss the discovery of the real nature of dark energy.

ACKNOWLEDGMENTS

It is a great pleasure to thank Bruce Bassett, Ed Copeland, Arlin Crotts, Zoltan Haiman, Dragan Huterer, Martin Kunz, Eric Linder and Frits Paerels for their helpful comments and suggestions. The author is supported by Columbia Academic Quality Fund.

REFERENCES

Aguirre, A., 1999, *ApJ*, 525, 583
 Aguirre, A., Haiman, Z., 2000, *ApJ*, 532, 28
 Barber, P. W., Hill, S. C., 1990, *Light Scattering by Particles: Computational Methods*, World Scientific Publishing
 Bassett, B. A., Kunz, M., 2004a, *ApJ*, 607, 661
 Bassett, B. A., Kunz, M., 2004b, *PRD*, 69, 101305
 Bianchi, S., Ferrara, A., 2006, *MNRAS*, 358, 379 *ApJ*, 596, L135
 Buote, D. A., 2002, *astro-ph/0210608*
 Cardelli, J. A., Clayton, G. C., Mathis, J. S., 1989, *ApJ*, 345, 245
 Chevallier, M., Polarski, D., 2001, *Int. J. Mod. Phys.*, D10, 713
 Cowie, L. L., Songaila, A., Kim, T. S., Hu, E. M., 1995, *AJ*, 109, 1522

Davies, J. I., Alton, P. B., Bianchi, S., Trewheella, M., 1998, *MNRAS*, 300, 1006
 De Bernardis, P., et al., 2000, *Nature*, 404, 955
 Draine, T. B., Lee, H. M., 1984, *ApJ*, 285, 89
 Etherington, J. M. H., 1933, *Phil. Mag.*, 15, 761
 Fitzpatrick, E., 1999, *PASP*, 111, 755
 Giavalisco, M., et al., 2004, *ApJ*, 600, L103
 Glazebrook, K., Blake, C., 2005, *ApJ*, 631, 1
 Goobar, A., Bergstrom, L., Mortsell, E., 2002, *A&A*, 384, 1
 Hopkins, A. M., 2004, *ApJ*, 615, 209
 Inoue, A. K., Kamaya, H., 2003, *MNRAS*, 341, L7
 Inoue, A. K., Kamaya, H., 2004, *MNRAS*, 350, 729
 Jain, P., Ralston, J. P., 2006, *ApJ*, 637, 91
 Kim, A. G., Linder, E. V., Miquel, R., Mostek, N., 2004, *MNRAS*, 347, 909
 Kim, A. G., Miquel, R., 2006, *Astropart. Phys.*, 24, 451
 Linder, E. V., 1988, *A&A*, 206, 190
 Linder, E. V., *PRL*, 90, 091301
 Linder, E. V., *astro-ph/0507308*
 Madau, P., et al., 1996, *MNRAS*, 263, 1388
 Mortsell, E., Goobar, A., 2003, *JCAP*, 09, 009
 Ostman, L., Mortsell, E., 2005, *JCAP*, 02, 005
 Percival, W. J., et al., 2001, *MNRAS*, 327, 1297
 Perlmutter, S., et al., 1999, *ApJ*, 517, 565
 Petric, A., Telis, A., Paerels, F., Helfand, D. J., 2006, *ApJ* in press
 Riess, A. G., et al., 1998, *AJ*, 116, 1009
 Salpeter, E. E., 1955, *Apj*, 121, 161
 Schneider, P., Ehlers, J., Falco, E. E., 1992, *Gravitational Lenses*, Springer-Verlag, Berlin
 Scranton, R., et al., 2003, *astro-ph/0307335*
 Shustov, B. M., Vibe, D. Z., 1995, *Astronomy Reports*, 39, 579
 Spergel, D. N., et al., 2003, *ApJS*, 148, 175
 Tegmark, M., et al., 2004 *ApJ*, 606, 70
 Telfer, R. C., et al., 2002, *ApJ*, 579, 500
 Tinsley, B. M., *Fundam. Cosmic. Phys.*, 1980, 5, 287
 Uzan, J.-P., Aghanim, N., Mellier, Y., 2004, *PRD*, 70, 083533
 Weller, J., Albrecht, A., 2002, *PRD*, 65, 103512