

Dynamical Influences of the Last Magellanic Interaction On the Magellanic Clouds

Kenji Bekki^{A,C} and Masashi Chiba^B

^A School of Physics, University of New South Wales, Sydney 2052, Australia

^B Astronomical Institute, Tohoku University, Sendai, 980-8578, Japan

^C Email: bekki@phys.unsw.edu.au

Abstract: We investigate the present distributions of gas and young stars in the Large and Small Magellanic Clouds (LMC and SMC) based on fully self-consistent numerical simulations of the Clouds for the last ~ 0.8 Gyr. Our principal results, which can be tested against observations, are as follows. The last dynamical and hydrodynamical interaction between the Clouds about ~ 0.2 Gyr ago can form the apparently off-center bar and peculiar HI spirals of the LMC. The present spatial distributions of young stars with ages less than ~ 20 Myr in the LMC can be significantly asymmetric and clumpy owing to the interaction. A small but non-negligible fraction of stellar and gaseous components can be transferred from the SMC into the LMC during the interaction to form diffuse halo components around the LMC. The burst of star formation in the SMC can be synchronized with that of the LMC about 0.2 Gyr ago in some models. New stars can form from gas in the SMC's tidal tails, one of which can be observed as the Magellanic Bridge (MB). The metallicity distribution function of new stars in the MB has a peak of $[\text{Fe}/\text{H}] \sim -0.8$, which is significantly smaller than the stellar metallicity of the SMC. Based on these results, we discuss the origin of 30 Doradus, the southern molecular ridge of the LMC, the globular cluster ESO 121-SC03, metal-poor inter-Cloud stars within the MB, and giant HI holes of the LMC.

Keywords: galaxies: Magellanic Clouds – galaxies: star clusters – galaxies: stellar content – galaxies: interactions

1 Introduction

The Large Magellanic Cloud (LMC) morphologically classified as an irregular galaxy (Ir III-IV) is observed to have a prominent off-center bar embedded within its flat disk component (e.g., de Vaucouleurs & Freeman 1972 hereafter dVF72; van den Bergh 2000, v00). Recent observational studies based on the Deep Near-Infrared Southern Sky Survey (DENIS) and Two Micron All-Sky Survey (2MASS) have revealed that the LMC has the off-center stellar bar in a significantly elongated stellar disk (e.g., van der Marel 2001). Influences of the off-center bar on the evolution of the LMC (e.g., the recent star formation history) have been discussed by several authors (e.g., Gardiner et al. 1998; G98).

Such asymmetric structures seen in the LMC's stellar components have been revealed also in the gaseous ones by multibeam HI survey of the LMC (e.g., Staveley-Smith et al. 2003, S03) and by the first CO survey with NANTEN (Fukui et al. 1999). The “molecular ridge” observed in the southern part of the LMC has a peculiar distribution of molecular clouds and is considered to be a possible formation cite of new stars and clusters (Fukui et al. 1999; Kawamura et al. 2006). Remarkably asymmetric and patchy distributions of star-forming complexes and young populous clusters are also observed within the stellar disk of the LMC (v00). Although the observed asymmetric distributions in variously different populations (e.g., carbon stars, HI, and star-forming regions) are sug-

gested to provide valuable information on the LMC's evolution interacting with the Small Magellanic Cloud (SMC) and the Galaxy (e.g., Westerland 1997), it is unclear when and how these asymmetric structures were formed in the dynamical history of the LMC.

The purpose of this paper is thus to demonstrate, for the first time, that the last dynamical interaction between the LMC and the SMC about 0.2 Gyr ago can be responsible for the formation of the off-center bar, peculiar spirals, and asymmetrically distributed young stars in the LMC. Although previous studies already pointed out the importance of the Magellanic collision in the formation of the LMC's young star clusters (e.g., Fujimoto & Kumai 1997; Bekki et al. 2004a) and a peculiar structure seen in the periphery of the LMC (e.g., Kunkel et al. 1997), the present study first explains the origin of asymmetric structures in both stellar and gaseous components of the LMC in a self-consistent manner.

Although our main focus is on the two-dimensional distributions of gas and stars in the LMC, we also investigate the SMC's stellar and gaseous evolution that has not been investigated by previous numerical studies (e.g., Yoshizawa & Noguchi 2003, YN03). We particularly discuss the origin of young, metal-poor stars observed in the inter-Cloud regions such as the Magellanic Bridge (MB) (e.g., Rolleston et al. 1999). We here focus on the essence of the physical mechanisms (1) for the formation of asymmetric structure the LMC and (2) for star formation in the MB and accordingly will make more quantitative comparison of the simula-

tion results with latest observations in our forthcoming papers.

The plan of the paper is as follows: In the next section, we describe our numerical models for dynamical evolution of the LMC and the SMC interaction with each other and with the Galaxy. In Section 3, we present the numerical results on structural properties and recent star formation histories of the LMC and the SMC. In Section 4, we discuss the derived numerical results in several different contexts of the LMC's and the SMC's evolution, such as the origin of 30 Doradus in the LMC. We summarise our conclusions in Section 5.

2 The model

Since fundamental methods and techniques of numerical simulations on the evolution of the Clouds are given in our previous papers (Bekki & Chiba 2005; BC05), we briefly describe them here. We investigate dynamical and hydrodynamical evolution and star formation histories of the Clouds from 0.8 Gyr ago ($T = -0.8$ Gyr) to the present ($T = 0$) by using chemodynamical simulations in which both the LMC and the SMC are modeled as self-gravitating, barred, and disk systems composed initially of dark matter halos, stars (“old stars”), and gas. Total number of particles used for a galaxy is 120000 for all models in the present study. We first determine the most plausible and realistic orbits of the Clouds and then investigate the evolution of the LMC using fully self-consistent GRAPE-SPH simulations (Bekki & Chiba 2006). In determining the orbits, we adopt the same numerical method as those in previous studies (Murai & Fujimoto 1980; Gardiner & Noguchi 1996, GN96), in which the equations of motion of the clouds are integrated backward in time, from the present epoch until ~ 0.8 Gyrs ago. The orbital evolution of the Clouds in different models is given in BC05.

The two Clouds are modeled as self-gravitating disk galaxies (with total masses of M_t) embedded by massive dark matter halos (GN96, BC05). The mass fraction of baryonic components (i.e., stellar and gaseous ones) in a galaxy (f_b) is set to be 0.3 both for the LMC and for the SMC in the present study. The HI diameters of gas-rich galaxies are generally observed to be larger than their optical disks (e.g., Broeils & van Woerden 1994). Guided by these observations, the gas disks (R_g) of the Clouds are assumed to be at least 1.5 times larger than their stellar disks (R_s) in the present models. The initial R_s is 7.5 kpc for the LMC, which means that both the stellar and gaseous disks are well within the tidal radius of the LMC if $R_g/R_s < 15$ kpc. The initial R_s is 5.0 kpc for the SMC which is similar to that adopted in GN96. The gas mass fraction (f_g) is set to be 0.1 both for the LMC and for the SMC. The gas is converted into new field stars (“new stars”) according to the Schmidt law with the observed threshold gas density (Kennicutt 1998). The adopted parameter values (e.g., f_g) are summarized in the Table 1.

The method to set up initial disks with stellar bars, which are quite reasonable for the LMC and the SMC

about ~ 1 Gyr ago (BC05), is described as follows. We first dynamically relax the exponential disk composed purely of stars embedded in the dark matter halo and thereby form a stellar bar (by invoking the global bar instability). Then we add an exponential gas disk to the relaxed disk with the bar and give kinematical information (e.g., circular velocities etc) to each of the gas particle. Thus a disk with a stellar bar and an exponential gas disk embedded in a massive dark matter halo can be set up for the Clouds.

Although we obtain the results of models with different masses (thus orbits) of the LMC (M_L) and the SMC (M_S) for a reasonable range of their initial masses, we show the results of the *standard* model with $M_L = 2.0 \times 10^{10} M_\odot$ and $M_S = 3.0 \times 10^9 M_\odot$. This is firstly because the results of this model can be compared with previous simulations with the same model parameters (e.g., GN96) and secondly because this model shows typical behaviors of off-center bar formation. R_g/R_s is set to be 1.5 for the LMC and 2.0 for the SMC in models. The models with $R_g/R_s = 1$ do not show any significant differences in the spatial distributions between gas and stars in the LMC. We do not intend to show the result of these models, mainly because they are not so consistent with observations.

We use the same coordinate system (X, Y, Z) (in units of kpc) as those used in GN96 and BC05. The adopted current positions are $(-1.0, -40.8, -26.8)$ for the LMC and $(13.6, -34.3, -39.8)$ for the SMC and the adopted current Galactocentric radial velocity of the LMC (SMC) is 80 (7) km s^{-1} . Current velocities of the LMC and the SMC in the Galactic (U, V, W) coordinate are assumed to be $(-5, -225, 194)$ and $(40, -185, 171)$ in units of km s^{-1} , respectively. The model for the disk configuration (e.g., inclination angles) of the LMC (SMC) is exactly the same as that in BC05 (GN96). The initial inclinations of the Clouds with respect to the above coordinate are set to be the same as those adopted in GN96 (SMC) and BC05 (LMC).

Although the adopted orbital model is broadly consistent with previous ones that successfully explained many observational results (GN96, BC05), the orbital model of the SMC is not so consistent with the recent observation by Kallivayalil et al. (2006). As shown in Fig 13 in Kallivayalil et al. (2006), the LMC and the SMC strongly interact with each other about 0.2 Gyr, if their proper motion data are considered in orbital calculations. We thus suggest that as long as the last 1 Gyr evolution is concerned, the models with orbital parameters suggested by Kallivayalil et al. (2006) would show similar results shown in the present paper.

We derive the two-dimensional (2D) distributions of the B -band surface brightness (μ_B) in the LMC's stellar disk from the simulated mass distributions of its old and new stars by assuming that the stellar mass-to-light-ratio (M/L_B) is 4.0 for old stars and 0.16 for new ones (Vazdekis et al. 1996). In order to show more clearly the simulation results in some figures, we make the following coordinate transformation for the projected mass distributions to see more clearly the face-on morphology of the LMC: Firstly the LMC disk is rotated by some degrees in the X - Z plane (i.e., about the Y -axis) such that the major axis of the bar is co-

Table 1: Model parameters

galaxy	M_t	f_b	f_g	R_s
LMC	$2 \times 10^{10} M_\odot$	0.3	0.1	7.5 kpc
SMC	$3 \times 10^9 M_\odot$	0.3	0.1	5.0 kpc

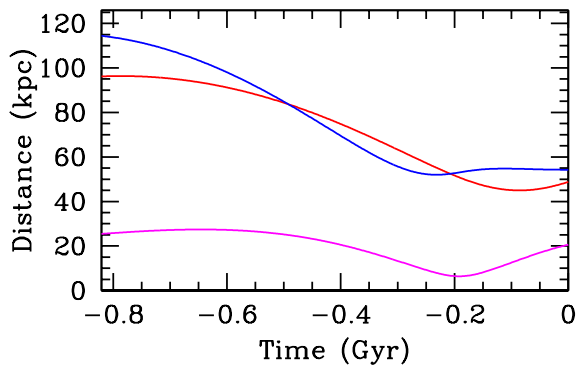


Figure 1: Time evolution of distance between the LMC and the SMC (magenta), the LMC and the Galaxy (red), and the SMC and the Galaxy (blue) for the last 0.8 Gyr in the standard model. Note that the LMC-SMC distance becomes minimum (8kpc) about 0.2 Gyr ago.

incident with the X -axis, then the disk is rotated by 180 degrees about the Z -axis. We investigate (1) the model without SMC (“SMC-less” model) and (2) the model in which the LMC interacts neither with the Galaxy nor with the SMC (“isolated” model) so that we can more clearly understand the roles of SMC in the LMC evolution. We also investigate the evolution of the Clouds from $T = 0$ Gyr to $T = +6$ Gyr (i.e., the next 6 Gyr) to discuss the final dynamical fate of the Clouds.

Although we investigated many models with different orbits depending on the adopted initial velocities that are consistent with observations on proper motion of the Clouds, we here show the results of the standard model, because this model enables us to describe clearly the essential roles of the last Magellanic interaction in structural properties and recent star formation histories of the Clouds in a convincing way. We plan to discuss how numerical results depend on a number of parameters of the Magellanic system (e.g., orbits, masses of the LMC and the SMC, and parameters of star formation) in our forthcoming papers. Since we mainly focus on two-dimensional (2D) distributions of gas and stars *in the present Clouds*, we do not intend to describe dynamical evolution of the Clouds in the present study. The details of dynamical evolution (e.g., morphological evolution of the LMC) of the Magellanic system have been already given in BC05.

Figure 1 shows the orbital evolution of the LMC and the SMC with respect to the Galaxy for the last ~ 0.8 Gyrs in the standard model. Although the present

model includes dynamical friction between the LMC and the SMC (owing to the fully self-consistent model of the Magellanic system), the orbital evolution is quite similar to that in previous models without dynamical friction between the Clouds (e.g., GN95; BC05). Because of the small pericenter distance ($=8$ kpc) in the LMC-SMC orbit, the outer parts of the gas disks of the Clouds collide with each other to form peculiar gaseous structures in the Clouds for this model. The pericenter distance of the LMC-SMC orbit, which is a key parameter for the final 2D-distributions of gas and stars in the Clouds, strongly depends on the initial velocities of the Clouds in the present models. Thus it should be stressed here that it depends on the adopted initial velocities of Clouds whether (and when) the Clouds collide with each other in the present models.

The pericenter distance of 8 kpc in the LMC-SMC orbit shown in Figure 1 about 0.2 Gyr ago means that the tidal force from the LMC is about 20 times stronger than that from the Galaxy for the SMC. This thus means that the SMC can be much more strongly influenced by the LMC-SMC interaction than the SMC-Galaxy one. This LMC-SMC interaction can also significantly influence stellar and gaseous evolution of the LMC and thus its recent star formation history. We thus discuss how the tidal interaction controls the final (i.e., $T = 0$) distributions of gas and young stars in the Clouds.

In the present study, we show the results of the most important model that should be compared with the corresponding observations, though the results can depend strongly LMC’s and SMC’s orbits, for which there are observational uncertainties. For example, if we adopt the model with a much larger pericenter distance (> 20 kpc) between the LMC and the SMC around 0.2 Gyr ago, the asymmetric appearance of the LMC becomes less remarkable and the total amount of gas and stars stripped from the SMC becomes also small. We do not intend to discuss the models with variously different parameters in the present study, main because the results of most of these models are not so consistent with observations. It should be noted here that “the isolated LMC model” without interaction (of the LMC) with the Galaxy and the SMC does not show any remarkable asymmetric spiral arms seen in the model described in the present study (e.g., Figure 2). This confirms that the simulated asymmetric spiral arms are not due to numerical artifacts of initial gaseous disks adopted in the present study.

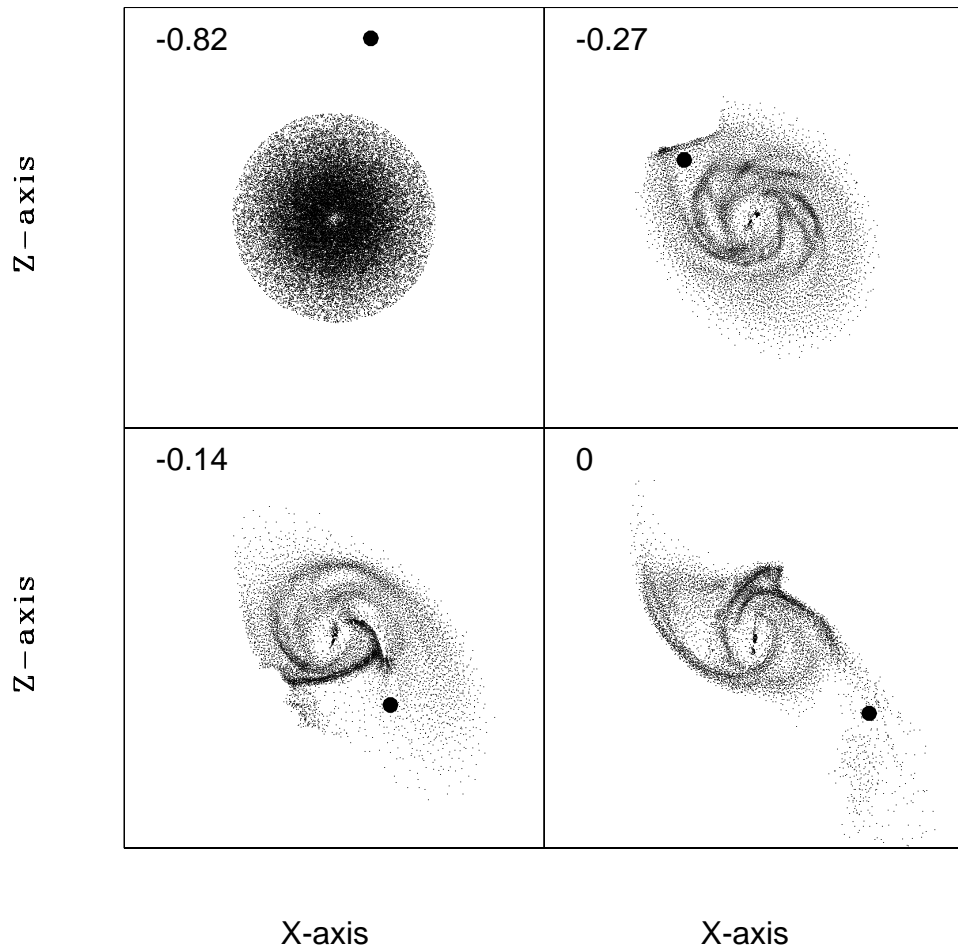


Figure 2: Distributions of the LMC's gas particles projected onto the X - Z plane at different epochs. For convenience, the center of each frame is set to be coincident with the center of the LMC. Each frame measures 45 kpc and the number shows in the upper left corner of each frame represents the time T in units of Gyr. The gaseous evolution from 0.82 Gyr ago ($T = -0.82$) to the present ($T = 0$) is shown in these four frames. For clarity, gas particles of the SMC are not shown and the center of the SMC is shown by a big dot. Total number of gas particles dramatically decreases owing to gas consumption by star formation as time passes by. Most gas in the central 3 kpc of the LMC's disk is converted into new stars to form a stellar bar.

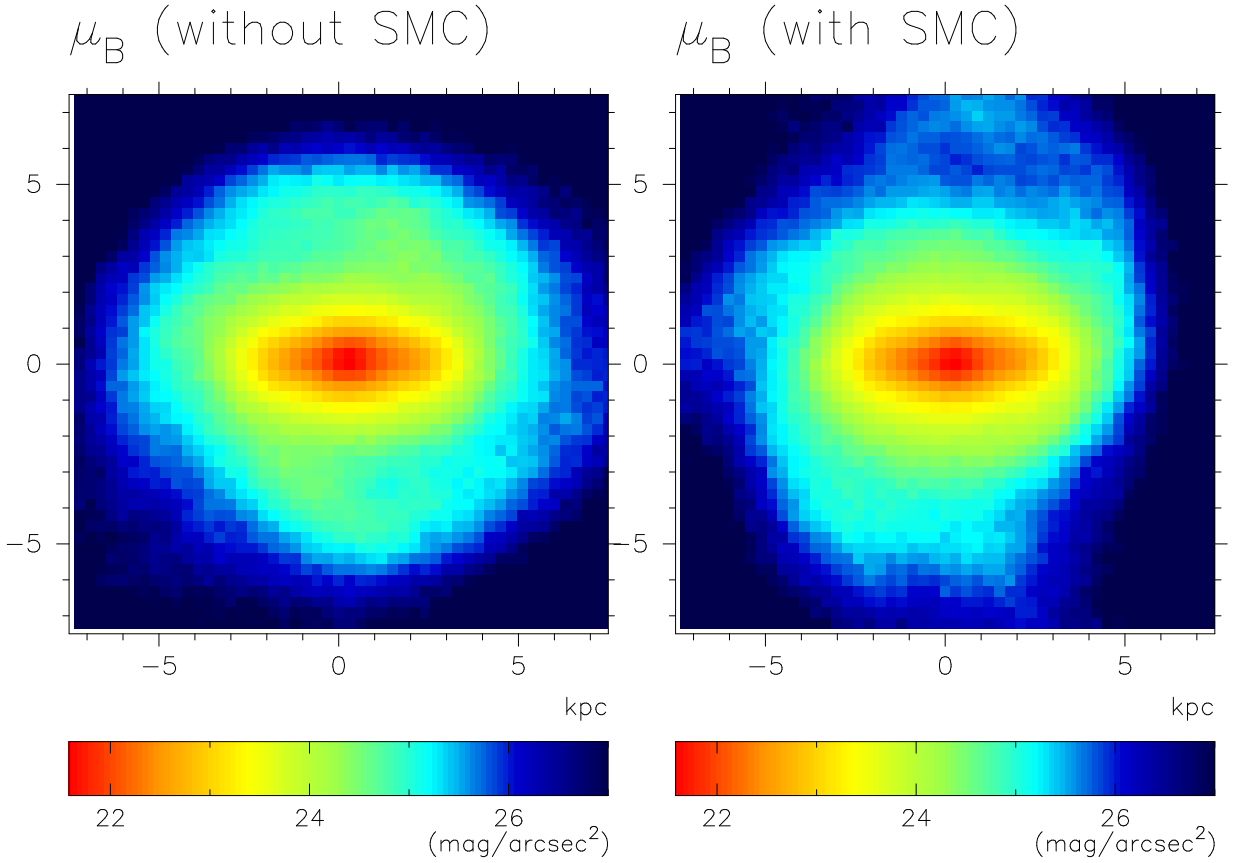


Figure 3: The 2D distributions of the B-band surface brightness (μ_B) of the LMC at $T = 0$ Gyr projected onto the X - Z plane (similar to the face-on view of the LMC) for the SMC-less model (left) and the standard model with the SMC (right). Here coordinate transformation is made so that the results can be more readily compared with the observations. The center of the bar is set to be coincident with the center of the frame for each model. The 2D map consists of 2500 cells with the cell size of 0.3 kpc and μ_B is estimated for each cell. Gaussian smoothing is used in order to derive smoothed μ_B fields. Note that although the SMC-less model shows a elliptic disk, the center of the stellar bar in the disk does not appear to be coincident with the center of the outermost isophoto of the disk. Note also that the disk in the standard model appears to have a off-center bar.

3 Results

3.1 The LMC

Figure 2 shows the time evolution of the gaseous distribution of the LMC’s disk interacting with the SMC and the Galaxy. Owing to the combined tidal fields of the SMC and the Galaxy, the LMC’s outer gas disk is strongly disturbed to form peculiar gaseous arms in the disk ($T = -0.27$ Gyr). The gas disk also hydrodynamically interacts with the SMC’s gas disk during the pericenter passage of the SMC ($T = -0.14$ Gyr) so that asymmetric gaseous arms with high-densities can be developed in the disk. A small fraction of the LMC’s gas can be stripped and dispersed into the region between the LMC and the SMC (i.e., inter-Cloud region) during tidal interaction to form diffuse gaseous components in the inter-Cloud region. An elongated gas disk with a number of asymmetric, peculiar spiral arms is finally formed without the stellar disk being severely disturbed ($T = 0$ Gyr).

Figure 3 shows the 2D distributions of μ_B of the LMC projected onto the X - Z plane at $T = 0$ Gyr for the standard model and the SMC-less one. Although the tidal interaction between the LMC and the Galaxy can form an elliptical stellar disk, no off-center bar can be formed in the SMC-less model. The standard model, on the other hand, shows a clear asymmetric distribution in the outer disk with respect to the central bar, and accordingly the central bar appears to be largely shifted from the center of the disk. The results of these two models clearly demonstrate that the Magellanic interaction can be responsible for the formation of the apparently off-center bar embedded within the LMC’s elliptical stellar disk. The result of the SMC-less model is quantitatively consistent with previous models without SMC evolution (e.g., BC05).

It should be stressed that the simulated asymmetric 2D distributions are due to dynamical interaction between the LMC and the SMC (and the Galaxy): they are not due to the collision between the two gas disks. The contribution of old stars is 90 % in mass and ~ 26 % in light owing to the adopted $M/L = 4.0$ for old stars. This means that the derived asymmetric 2D distributions are due largely to young stars formed in the asymmetric gas.

As Figure 4 reveals, showing the 2D distribution of the surface gas density (μ_g) of the standard model, the Magellanic interaction results in the formation of a significantly asymmetric gas distribution with higher gas densities in the left side of the stellar bar. Two gaseous arms appear to emerge from above the left end of the bar with the one extending to the direction of $(X, Z) \approx (-7, 0)$ kpc and the other extending to the direction of $(X, Z) \approx (-2, -7)$ kpc. The latter gaseous arm is furthermore connected to the Magellanic gaseous bridge in the inter-Magellanic region. Owing to the mass-transfer from the SMC into the LMC during the Magellanic interaction, about 8% of the LMC’s gaseous components at $T = 0$ Gyr were initially within the SMC. These transferred gas might well form either the diffuse halo gas around the LMC (S03) or kinematically odd components such as the “L-

component” (Luks & Rohlfs 1992). Only $\sim 2\%$ of old stellar components of the SMC can be transferred into the central 7.5 kpc of the LMC. Old stars and new stars formed from gas transferred from the SMC can be discussed in terms of structurally and kinematically odd stellar components of the LMC (e.g., Subramaniam & Prabhu 2005).

It should be stressed here that the simulated gas distributions of the LMC do not show remarkable lack of gas within the stellar bar: observations clearly show HI deficiency within the off-center stellar bar (e.g., Staveley-Smith et al. 2003). A possible reason for the apparent failure of the models is that the present simulations can not model so realistically the conversion from HI to molecular clouds and to field stars and star clusters in the central region of the LMC: star clusters and molecular gas are observed in the bar region of the LMC.

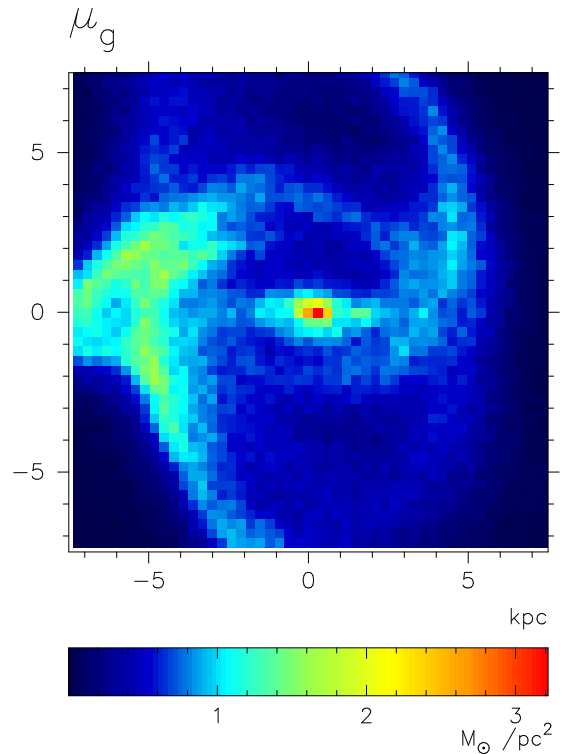


Figure 4: The 2D distribution of the surface gas density (μ_g) of the LMC at $T = 0$ Gyr projected onto the X - Z plane for the standard model. This figure is a zoomed version of the last panel in Figure 2.

Figure 5 shows that the 2D distribution (μ_s) of young stars with the ages (t_{age}) less than 20 Myr is quite irregular and patchy, in particular, in the left half of the disk. The high-density regions of young stars can be seen within the stellar bar, where gas can be compressed into new stars owing to dynamical action of the bar. These irregular distributions of new stars can not be clearly seen in the μ_s distribution for all new stars with $t_{\text{age}} < 200$ Myr, which suggests that

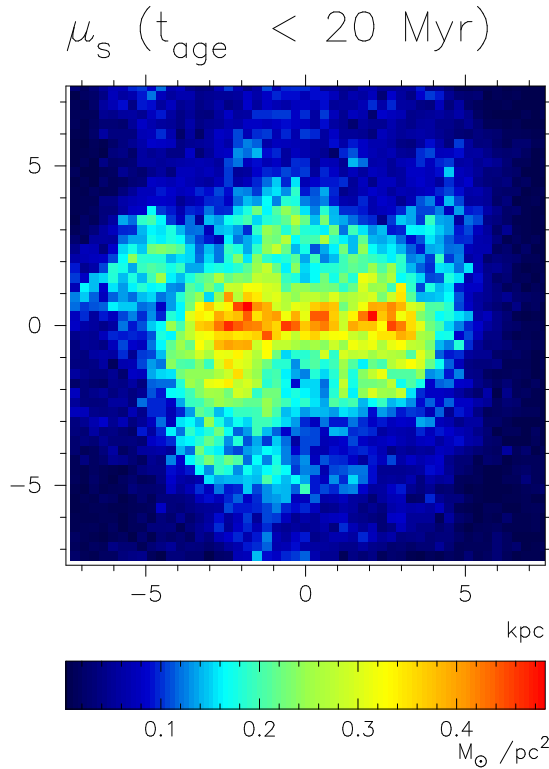


Figure 5: The 2D distribution of the stellar surface density (μ_s) of the LMC at $T = 0$ Gyr projected onto the X - Z plane for the standard model. Here the distribution is derived for very young stars with the ages (t_{age}) less than 20 Myr. Note that there is an interesting peak just above the left edge (or eastern edge) of the bar.

the LMC collision is responsible only for the asymmetric distribution of very young stars ($t_{\text{age}} < 20$ Myr). The location of a clumpy distribution just above the left end of the bar (i.e., $(X, Z) \approx (-5, 2)$ kpc) is coincident with the high-density region of the gaseous arm connected to the MB. This result is discussed in terms of 30 Doradus formation later in this paper.

The star formation rate averaged over the entire region of the LMC in the standard model is sharply increased by a factor of 6 at $T = -0.2$ Gyr in comparison with the isolated model with the star formation rate being almost constant $0.5M_{\odot} \text{ yr}^{-1}$ during the last 0.8 Gyr evolution. Since previous (and the present study) showed that the SMC shows a burst of star formation about 0.2 Gyr ago in their simulations (YN03), the sharp burst of star formation derived above for the LMC implies that (moderately strong) bursts of star formation can be synchronized in the LMC and the SMC about 0.2 Gyr ago. This synchronized burst of star formation in the Clouds through the LMC-SMC tidal interaction can be proved by the observed age distributions of young star clusters in the Clouds (e.g., Girardi et al 1995).

It should be noted here that Harris & Zaritsky

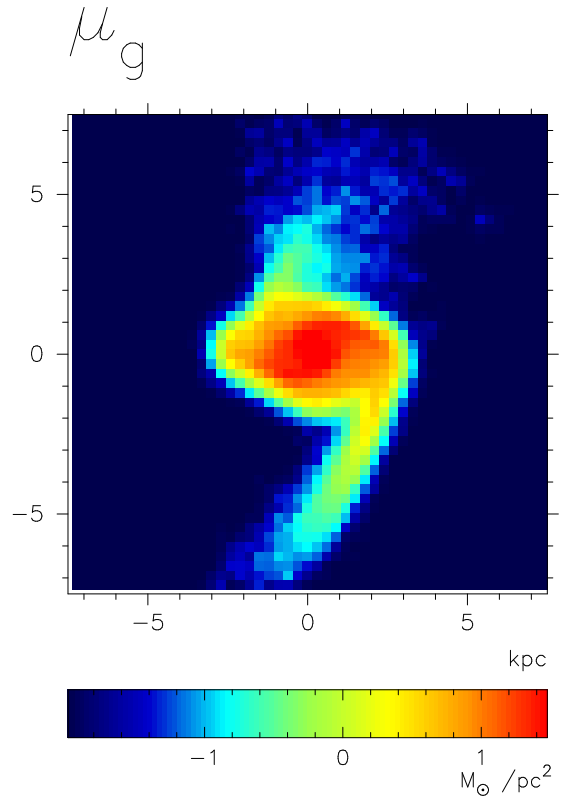


Figure 6: The projected distribution of smoothed (column) gas densities of the SMC about 0.14 Gyr ago (i.e., 60 Myr after the last Magellanic interaction). The smoothed densities (μ_g) are given in a logarithmic scale. The lower tidal tail with a higher gas density is the forming MB.

(2004) and Zaritsky & Harris (2004) found a peak in the SMC's star formation history that coincided with close passage to the Milky Way. They however were unable to conclude whether the LMC-SMC interaction has had any noticeable effect on the SMC's star formation history. Therefore, the simulated burst of star formation about 0.2 Gyr in the SMC has not been observationally confirmed yet.

We confirm that the Clouds can merge with each other to form a single Magellanic cloud within several Gyr from the present ($T = 0$ Gyr) in *some* models, because the SMC continues to sink into the LMC owing to dynamical friction between the LMC's halo and the SMC. The LMC is transformed into a disk galaxy with a S0-like morphology, a bar, a thick stellar disk, and rotational kinematics during merging. The newly formed "Magellanic cloud" also has a stellar halo formed mainly from the tidal debris of the SMC and accordingly the expected mean metallicity of the halo is as high as $[\text{Fe}/\text{H}] \sim -0.7$, which is significantly higher than that of the Galactic old stellar halo ($[\text{Fe}/\text{H}] \sim -1.6$). These results will be discussed by our forthcoming papers in terms of the origin of stellar halos in S0s.

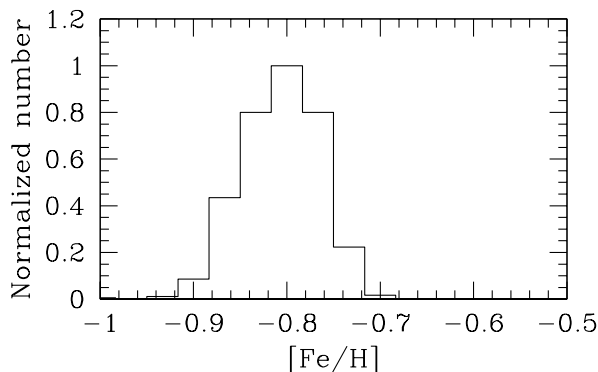


Figure 7: The metallicity distribution function of new stars formed in the MB (normalized to the maximum number of stars in the metallicity bins). Note that the peak metallicity is around $[\text{Fe}/\text{H}] = -0.8$, which is significantly smaller than the central stellar metallicity of the simulated SMC.

3.2 The Magellanic Bridge

The outer part of the SMC's gas disk is strongly stretched during the LMC-SMC interaction to form two tidal tails, one of which is observed as the MB. Since the HI gas disk is initially larger than the stellar one in the SMC model with $R_g/R_s = 2$, the MB is composed of metal-poor gas and stars formed from the gas (i.e. almost no old stars originating from the inner stellar disk in the MB). About 25% of the initial gas of the SMC is stripped to form the MB, which means that the total mass in the MB is about $10^8 M_\odot$ for the SMC model with the gas mass fraction of 0.5. The final gas mass in the MB depends on R_g/R_s of the SMC in the sense that a larger amount of gas can be distributed in the MB for the models with larger R_g/R_s .

The LMC-SMC tidal interaction can also significantly change the recent star formation histories not only in the central region of the SMC's gas disk but also in its outer part (YN03). Figure 6 shows that the SMC's outer gas disk is strongly compressed by the interaction so that gas densities along the forming MB can exceed the threshold gas density of star formation (i.e., $3M_\odot \text{pc}^{-2}$). New stars therefore can form in the MB and some of the stars are finally stripped to become inter-Cloud stars with young ages with less than 200 Myrs. The spatial distribution of these simulated inter-Cloud stars can be compared with that of blue stars observed in the inter-Cloud region (e.g., Irwin et al. 1990; Rolleston et al. 1999).

Since the MB is formed from the outer gas, where the metallicity is significantly smaller owing to the negative metallicity gradient of the SMC, the metallicities of young stars in the MB can be significantly small: the metal-poor stars are due to the adopted metallicity gradient of the SMC's gas disk (not due to the dynamical mixing during the interaction). Figure 7 shows that the metallicity distribution of new stars in the MB has a peak of $[\text{Fe}/\text{H}] \sim -0.8$, which is about 0.2 dex smaller than the central stellar metallicity of

the simulated SMC. Although this result is consistent with the presence of young, metal-poor stars in the MB, the observed stars with metallicities 0.5 dex lower than those of SMC's stars (i.e., corresponding to $[\text{Fe}/\text{H}] \sim -1.1$) can not be well reproduced. Only 0.1% of the gas mass of the SMC is converted into new stars in the MB, which means that the mass ratio of new stars to gas in the MB is ~ 0.004 . The present model thus provides a physical explanation for the origin of the observed formation sites of new stars along the MB (Mizuno et al. 2006).

Recently Harris (2006) has reported a possible evidence for the MB without old field stars and suggested that the MB was formed from purely gaseous components. The present models, however, are not consistent with this result in the sense that a minor fraction of old disk stars can be stripped tidally from the SMC and still within the MB at the present time. We will discuss this problem in a more extensive and quantitative way in our future papers.

4 Discussions

4.1 Formation of 30 Doradus

30 Doradus and young clusters within and close to it have been extensively discussed both theoretically and observationally in the contexts of triggered star formation by stellar feedback effects and initial mass functions (IMFs) of star clusters (e.g., Westerlund 1997; Selman et al. 1999; v00). However it remains unclear how giant molecular cloud(s) can be converted into massive, new clusters embedded in the HII region of 30 Doradus in the evolution of the LMC. In particular, it is unclear how *galaxy-scale dynamics* is important for the formation of massive gas clouds that are progenitors of 30 Doradus. We here consider that the location of 30 Doradus with respect to HI gas and molecular gas provides a vital clue to the formation process of 30 Doradus.

30 Doradus with the central super-cluster R136 is observed to be located just above the eastern end of the LMC's bar (e.g., v00) and the peculiar HI arms appear to emerge from above the eastern end of the bar (See Figure 1 in S03). Large scale mapping of molecular gas in the vicinity of 30 Doradus in the LMC has recently discovered a strong concentration of GMCs close to 30 Doradus (Ott et al. 2006). Interestingly, the present simulations also show that both gaseous arms with high densities and relatively densely populated regions of very young stars ($t_{\text{age}} < 20 \text{ Myr}$) can be seen above the left side of the LMC's bar (corresponding to the eastern edge of the bar). This amazing coincidence between the observations and the simulations implies that the origin of 30 Doradus (and thus R136) could result from dynamical and hydrodynamical interaction between the Clouds in the last Magellanic interaction.

Thus the preset simulations suggest that the observed unique location of 30 Doradus tells us about the formation process of 30 Doradus: 30 Doradus originates from GMCs that were developed in high-density regions of asymmetric gaseous spiral arms formed in

the last Magellanic interaction. Since the dynamical influences of galaxy interaction can last for one rotation period (corresponding to 0.25 Gyr for the LMC), the formation of star clusters with ages less than 0.25 Gyr in the LMC might well be triggered by the Magellanic interaction. We accordingly suggest that 30 Doradus is just one example of many star-forming regions triggered by the interaction with the SMC (and the Galaxy) and the resultant large-scale dynamical effects inside the LMC.

The distribution of star-forming region like 30 Doradus is observed to be asymmetric, irregular, and patchy in the LMC. The origin of such a distribution of star-forming regions and young massive stars has long been discussed in terms of different physical mechanisms, such as stochastic self-propagating star formation (SSPSF; Feitzinger et al. 1981), gas compression in a bow shock due to the Galactic warm gas (de Boer et al. 1998), and dynamical perturbation of the LMC’s off-center bar (G98). The simulated asymmetric distribution of young stars in the LMC disk suggests that the Magellanic collision can also play a role in forming asymmetric distributions of star-forming regions and young stars. It is thus our future study to understand the relative importance of these mechanisms (e.g., SSPSF and the Magellanic collision) in the formation of the asymmetric distributions in the LMC.

4.2 Off-center bars and dynamical influences of dark matter subhalos

Although barred Magellanic-type dwarfs that appear to be pairs of galaxies are not rare (e.g., Freeman 1984), the existence of off-center bars is seen in systems that are not obviously interacting (dVF72; G98). Recent cosmological numerical simulations (e.g. Susa & Umemura 2004) have demonstrated that star formation in low-mass systems with the masses of $\sim 10^8 M_\odot$ can be severely suppressed by the cosmic reionization so that these systems can become galaxies that are not optically observable (“dark galaxies”). We accordingly suggest that the formation of off-center bars in Magellanic-type dwarfs with apparently no optical companions could be possibly due to the unequal-mass galaxy collision between them and their invisible companions: The presence of off-center bars can be useful for proving missing satellites through interaction with them.

4.3 Origin of ESO 121-SC03

The LMC has an unique cluster formation history in that nearly all of its globular clusters (GCs) were formed either ~ 13 Gyr ago or less than ~ 3 Gyr ago (Da Costa 1991). Recently Mackey et al. (2006) have revealed that the GC ESO 121-SC03 in the LMC has $[\text{Fe}/\text{H}] = -0.94 \pm 0.10$ and the age range of 8.3 – 9.8 Gyr and thus confirmed that ESO 121-SC03 is the only known cluster to lie squarely within the LMC age gap (e.g. See also Mateo et al. 1986; Geisler et al. 1997) Previous numerical simulations showed that the

first close encounter between the LMC and the SMC about 3 – 4 Gyr ago was the beginning of a period of strong tidal interaction that likely induced dramatic gas cloud collisions, leading to an enhancement of the formation of globular clusters that has been sustained by strong tidal interactions to the present day (Bekki et al. 2004b). They thus suggested that the origin of the “age gap” is closely associated with this dynamical coupling between the LMC and the SMC about 3 – 4 Gyr ago. However no theoretical studies have explained why ESO 121-SC03 is the only GC that was formed between 3 – 13 Gyr in the history of the LMC.

The simulated small yet non-negligible amount of the SMC’s halo and old stellar components transferred into the LMC implies that some of the SMC’s old clusters, which are observed to be significantly younger than the LMC’s counterparts (e.g., Piatti et al. 2005), can be transferred into the LMC’s halo and thus identified later as the LMC’s GC. The pericenter distance of the LMC-SMC orbit about 0.2 Gyr is much smaller than that (~ 20 kpc, which is larger than the tidal radius of the SMC) about 1.5 Gyr ago when the Magellanic Stream was formed during the pericenter passage of the SMC (GN95). It is therefore likely that GCs of the SMC can be transferred into the LMC not at 1.5 Gyr ago but at 0.2 Gyr ago. We accordingly suggest that the ESO 121-SC03 came from the SMC about 0.2 Gyr ago during the last Magellanic interaction.

Previous simulations (e.g., Weinberg 2000; BC05) suggested that the origin of the stellar halo of the LMC is closely associated with the tidal interaction between the LMC and the Galaxy (and the SMC). Recent observations on kinematics of carbon stars in the entire region of the LMC have suggested that the LMC’s stellar components are strongly influenced by the interaction (e.g., Olsen & Massey 2007). Thus the formation process of the halo GC (ESO 121-SC03) suggested in the present paper can be in a striking contrast to that of the stellar halo in the LMC.

4.4 Giant HI holes in the LMC

Although it is well known that gas-rich dwarf irregular galaxies (e.g., LMC, SMC, HoII, and DDO 50) have giant HI holes in their interstellar medium, it remains unclear what physical mechanisms are responsible for the formation of giant HI holes in these galaxies (Rhode et al. 1999). One of physical mechanisms for the formation of giant HI holes (and surrounding peculiar stellar associations) is considered to be strong impact of high-velocity clouds onto gas disks in these galaxies (e.g., Efremov 2004 for detailed discussions). Although this HI impact model can be the most natural explanation for the LMC’s HI holes with no optical counterparts (e.g., star clusters that can form the holes through energetic stellar winds of massive stars) (Efremov 2004), it is unclear how such high-velocity impact of HI gas clouds can happen in the gas disk of the LMC.

The present simulations showed that only a small fraction of gas (up to 8%) initially in the SMC can be transferred into the LMC’s gas disk during the LMC-SMC interaction. We thus propose the following sce-

nario for the formation of giant HI holes in the LMC. Owing to the large relative velocity of the Clouds ($> 60 \text{ km s}^{-1}$), the SMC's gas clouds can collide with the LMC's gas disk with a relative velocity higher than the sound velocities of the gas ($\sim 4 \text{ km s}^{-1}$). These collisions can induce heating of gas in the shocked gas layers to cause ionization of HI gas in the LMC. The locations where SMC's HI gas collide with the LMC (thus where HI gas is ionized) can be observed as giant HI holes in the LMC. The present simulations do not have enough resolution (i.e., sub-pc scale) to investigate these processes during the LMC-SMC interaction. It is thus our future study to investigate whether HI holes in the LMC can be formed from the high velocity impact of the SMC's gas clouds based on more sophisticated, high-resolution hydrodynamical simulations of the LMC-SMC interaction.

5 Conclusions

We have numerically investigated stellar and gaseous distributions and recent star formation histories of the LMC and the SMC interacting with each other and with the Galaxy. We summarize our principle result as follows.

(1) The last dynamical and hydrodynamical interaction between the Clouds about ~ 0.2 Gyr ago can form the apparently off-center bar and peculiar HI spirals of the LMC. The location and the morphology of the simulated spiral in the southern part of the LMC are similar to those of the "molecular ridge" observed in the LMC (e.g., Fukui et al. 1999; Kawamura et al. 2006).

(2) The present spatial distributions of young stars with ages less than ~ 20 Myr in the LMC can be significantly asymmetric and clumpy owing to the interaction between the Clouds and the Galaxy. The simulated new stars show a strong concentration along the LMC's stellar bar composed of old stars. These results suggest that the observed irregular and clumpy distributions of young stars and star-forming regions (e.g., HII regions) in the LMC are due to the last Magellanic interaction.

(3) A small but non-negligible fraction of stellar and gaseous components can be transferred from the SMC into the LMC during the interaction to form diffuse halo components around the LMC. This result implies that some fraction of GCs in the SMC formed before the last Magellanic interaction could have been transferred into the LMC. We have suggested that the LMC's GC ESO 121-SC03, which falling in the "age-gap" between 3 – 13 Gyr, originate from the SMC.

(4) The outer part of the SMC's gas disk can be strongly compressed by the tidal force from the LMC and the Galaxy and finally stretched to form tidal tails, one of which can be observed as the MB. During the formation of the MB, the gas density along the forming MB exceeds the threshold gas density of star formation so that new stars can be formed in the MB. Star formation by the tidal compression can explain why young stars and molecular clouds can be observed in the MB (e.g., Mizuno et al. 2006).

(5) The metallicity distribution function of new stars in the MB has a peak of $[\text{Fe}/\text{H}] \sim -0.8$, which is significantly smaller than the central stellar metallicity of the simulated SMC ($[\text{Fe}/\text{H}] \sim -0.6$). Although the present model explains the presence of young, metal-poor stars in the MB, it is still unclear why some of the inter-Cloud stars have metallicities as low as $[\text{Fe}/\text{H}] \sim -1.1$ (e.g., Rolleston et al. 1999).

Acknowledgments

We are grateful to the anonymous referee for valuable comments, which contribute to improve the present paper. The numerical simulations reported here were carried out on GRAPE systems kindly made available by the Astronomical Data Analysis Center (ADAC) at National Astronomical Observatory of Japan (NAOJ). K.B. acknowledges financial support from the Australian Research Council (ARC) and ADAC throughout the course of this work.

References

- Bekki, K., & Chiba, M., 2005, MNRAS, 356, 680 (BC05)
- Bekki, K., & Chiba, M., 2006, ApJ, 637, L97
- Bekki, K., Beasley, M. A., Forbes, D. A. & Couch, W. J. 2004a, ApJ, 602, 730
- Bekki, K., Couch, W. J., Beasley, M. A., Forbes, D. A. Chiba, M., & Da Costa, G. 2004b, ApJ, 610, L93
- Broeils, A. H., van Woerden, H. 1994, A&AS, 107, 129
- Da Costa G. S. 1991, in Haynes R., Milne D., eds, Proc. IAU Symp. 148, The Magellanic Clouds, Kluwer, Dordrecht, p183
- de Boer, K. S., Braun, J. M., Vallenari, A., & Mebold, U. 1998, A&A, 329, L49
- de Vaucouleurs, G., & Freeman, K. C. 1972, VA, 14, 163 (dVF72)
- Efremov, Y. N. 2004, Order and Chaos in Stellar and Planetary Systems, Edited by G. Byrd, K. Kholshchevnikov, A. Myllri, I. Nikiforov and V. Orlov, ASP Conf. Ser., Vol. 316. San Francisco: Astronomical Society of the Pacific, p.261
- Feitzinger, V., Glassgold, A. E., Gerola, H., & Seiden, P. E. 1981, A&A, 98, 371
- Freeman, K. C. 1984, in Structure and evolution of the Magellanic Clouds ed. D. Reidel, p107
- Fujimoto, M., & Kumai, Y. 1997, AJ, 113, 249
- Fukui, Y., et al. 1999, PAJ, 51, 745
- Gardiner, L. T. & Noguchi, M. 1996, MNRAS, 278, 191 (GN96)

- Gardiner, L. T., Turfus, C., & Putman, M. E. 1998, *ApJ*, 507, L35
- Geisler D., Bica E., Dottori H., Clari J. J., Piatti A. E., Santos Jr. J. F. C. 1997, *AJ*, 114, 192
- Girardi, L., Chiosi, C., Bertelli, G., & Bressan, A. 1995, *A&A*, 298, 877
- Harris, J. 2006, accepted in *ApJ* (astro-ph/0612107)
- Harris, J., & Zaritsky, D. 2004, *AJ*, 127, 1531
- Irwin, M. J., Demers, S., & Kunkel, W. E. 1990, *AJ*, 99, 191
- Kallivayalil, N., van der Marel, R. P., Alcock, C. 2006, *ApJ*, 652, 1213
- Kawamura, A. et al. 2006, in preparation
- Kennicutt, Robert C., Jr. 1998, *ARA&A*, 36, 189
- Kunkel, W. E., Demers, S., Irwin, M. J., & Albert, L. 1997, *ApJ*, 488, L129
- Luks, Th., & Rohlfs, K. 1992, *A&A*, 263, 41
- Mackey, A. D., Payne, M. J., & Gilmore, G. F. 2006, *MNRAS*, 369, 921
- Mateo M., Hodge P., Schommer R. A. 1986, *ApJ*, 311, 113
- Mizuno, N., Muller, E., Maeda, H., Kawamura, A., Minamidani, T., Onishi, T., Mizuno, A., & Fukui, Y. 2006, *ApJ*, 643, L107
- Murai, T. & Fujimoto, M. 1980, *PASJ*, 32, 581
- Olsen, K. A. G., & Massey, P. 2007, accepted by *ApJL* (astro-ph/0701500)
- Ott, J. et al. 2006, in preparation
- Piatti, A. E., Sarajedini, A., Geisler, D., Seguel, J., & Clark, D. 2005, *MNRAS*, 358, 1215
- Rhode, K. L., Salzer, J. J., Westpfahl, D. J., & Radice, L. A. 1999, *AJ*, 118, 323
- Rolleston, W. R. J., Dufton, P. L., McErlean, N. D., & Venn, K. A. 1999, *A&A*, 348, 728
- Selman, F., Melnick, J., Bosch, G., & Terlevich, R. 1999, *A&*, 347, 532
- Staveley-Smith, L., Kim, S., Calabretta, M. R., Haynes, R. F., & Kesteven, M. J. 2003, *MNRAS*, 339, 87 (S03)
- Subramaniam, A. & Prabhu, T. P. 2005, *ApJ*, 625, L47
- Susa, H., & Umemura, M. 2004, *ApJ*, 610, L5
- van den Bergh, S. 2000, *The Galaxies of the Local Group*, Cambridge: Cambridge Univ. Press. (v00)
- van der Marel, R. P. 2001, *AJ*, 122, 1827
- Vazdekis, A., Casuso, E., Peletier, R. F., & Beckman, J. E. 1996, *ApJS*, 106, 307
- Yoshizawa, A., & Noguchi, M. 2003, *MNRAS*, 339, 1135 (YN03)
- Weinberg, M. D. 2000, *ApJ*, 532, 922
- Westerlund, B. E. 1997, *The Magellanic Clouds*, Cambridge: Cambridge Univ. Press
- Zaritsky, D., & Harris, J. 2004, *ApJ*, 604, 167