

Consistency between deep crustal heating of strange stars in superbursters and soft X-ray transients

Morten Stejner and Jes Madsen

Department of Physics and Astronomy, University of Aarhus, DK-8000 Århus C, Denmark
e-mail: msp@phys.au.dk, jesm@phys.au.dk

Received / Accepted

ABSTRACT

Context. Both superbursters and soft X-ray transients probe the process of deep crustal heating in compact stars. It was recently shown that the transfer of matter from crust to core in a strange star can heat the crust and ignite superbursts provided certain constraints on the strange quark matter equation of state are fulfilled.

Aims. We derive corresponding constraints on the equation of state for soft X-ray transients assuming their quiescent emission is powered in the same way, and further discuss the time dependence of this heating mechanism in transient systems.

Methods. We approach this using a simple parametrized model for deep crustal heating in strange stars assuming slow neutrino cooling in the core and blackbody photon emission from the surface.

Results. The constraints derived for hot frequently accreting soft X-ray transients are always consistent with those for superbursters. The colder sources are consistent for low values of the quark matter binding energy, heat conductivity and neutrino emissivity. The heating mechanism is very time dependent which may help to explain cold sources with long recurrence times. Thus deep crustal heating in strange stars can provide a consistent explanation for superbursters and soft X-ray transients.

Key words. Stars: neutron – Dense matter – Equation of state – X-rays: binaries – X-rays: bursts – X-rays: individuals: Aql X-1, Cen X-4, SAX J1808.4-3658

1. Introduction

Strange stars are a class of compact stars made entirely of absolutely stable strange quark matter except for a possible thin crust of ordinary nuclear matter below the neutron drip density separated from the core by a strong Coulomb barrier (Baym & Chin 1976; Witten 1984; Haensel et al. 1986; Alcock et al. 1986). The stability of strange quark matter depends on poorly constrained strong interaction properties and remains to be decided by observation or experiment (see Madsen (1999); Weber (2005); Weber et al. (2006) for reviews). If true, the strange matter hypothesis would imply that all compact stars are likely to be strange stars, and so strange star models should be able to reproduce observed characteristics of compact stars. Specifically strange stars should be able to reproduce the bursting behavior of low mass X-ray binaries (LMXBs) expected to contain some of the heaviest compact stars due to accretion, and here we test the consistency of the recent model for superburst ignition in strange stars by Page & Cumming (2005) with similar considerations for the quiescent emission from soft X-ray transients; two of the most important LMXB activities.

Superbursts, first discovered by Cornelisse et al. (2000), are a rare kind of type I X-ray bursts from LMXBs dis-

tinguishing themselves by extreme energies ($\sim 10^{42}$ erg), long durations (4–14 hours) and long recurrence times (~ 1 year) – see Kuulkers (2004) for a recent review of their observational properties. The mechanism behind superbursts is thought to be unstable thermonuclear burning of carbon in the crust at densities around 10^9 g cm $^{-3}$ (Cumming & Bildsten 2001; Strohmayer & Brown 2002; Cumming & Macbeth 2004; Brown 2004; in’t Zand et al. 2004; Cooper & Narayan 2005; Cumming et al. 2005). The fuel for such an event is provided by the burning of accreted hydrogen and helium at the surface, which may take place either stably or unstably. In the latter case it gives rise to ordinary type I X-ray bursts. The ashes from this process, containing about 10% carbon by mass, are compressed under the increasing weight of the layers above, and when enough carbon has been accumulated it may be ignited and burn unstably. Observed superburst light curves require the ignition to take place at temperatures around 6×10^8 K and column depths of approximately 10^{12} g cm $^{-2}$, and as the heat released by accretion and burning at the surface is quickly reradiated and does not penetrate to this depth, these ignition conditions must be set by the process of deep crustal heating and therefore probe the physics of the deep crust and core (Brown 2004; Cooper & Narayan 2005).

In neutron stars deep crustal heating refers to the heat released as the sinking ashes undergo electron captures and most importantly – at densities above $10^{12} \text{ g cm}^{-3}$ – pycnonuclear reactions (Haensel & Zdunik 1990, 2003; Brown et al. 1998). This amounts to about 1.4 MeV per nucleon and heats the core to $\sim 10^8 \text{ K}$ depending on the accretion rate. It has however been difficult to achieve superburst ignition at the appropriate column depth, and in a recent investigation Cumming et al. (2005) showed that neutrino emission from Cooper pairing of neutrons at densities in the range $10^{12} - 10^{13} \text{ g cm}^{-3}$ limits the crust temperature below $5 \times 10^8 \text{ K}$. Thus unstable carbon ignition seems impossible at the observed depth unless Cooper pair emission is less efficient than currently thought or some additional heating source can be found.

In strange stars there can be no pycnonuclear reactions because the crust density is limited by the neutron drip density, but for the same reason there can be no Cooper pair emission from neutrons either. Furthermore the energy released by matter tunneling through the Coulomb barrier at the base of the crust and converting to quark matter could be much greater than that released by pycnonuclear reactions in neutron stars. Thus it seems reasonable to expect that strange stars in LMXBs can be heated to higher temperatures than neutron stars, and Page & Cumming (2005) recently showed that this can lead to superburst ignition at the observed column depths if certain constraints on the strange quark matter core parameters are fulfilled.

Soft X-ray transients are LMXBs which undergo accretion outbursts lasting days to years separated by long periods of quiescence in which no or very little accretion takes place and the X-ray luminosity drops to $\sim 10^{32} \text{ erg s}^{-1}$ (Campana et al. 1998; Rutledge et al. 1999; Tomsick et al. 2004). When accretion stops, the heat deposited at the surface quickly radiates away, and so in the absence of any residual accretion the surface temperature should reflect the temperature of the core including the effects of deep crustal heating. This has been thoroughly investigated for neutron stars in the literature (Brown et al. 1998; Ushomirsky & Rutledge 2001; Colpi et al. 2001; Brown et al. 2002; Rutledge et al. 2002a; Yakovlev et al. 2003, 2004, and references therein) establishing deep crustal heating as an unavoidable heating mechanism in the core, which should at least provide a “rock bottom” luminosity for these sources. Residual accretion may still play a role however – indeed the power law components in the spectra of many of these sources are often taken as a sign of residual accretion or shock emission from a rotation powered pulsar – and furthermore the properties of the core remains uncertain, so the precise nature of the quiescent emission is not firmly established.

Considering the many possible phases and poorly constrained properties of strange quark matter one would expect – for the same general reasons they were able to fit superbursters – that a wide range of strange star models can reproduce the observed properties of soft X-ray transients. Our approach is therefore to use a simple parametrized model for deep crustal heating in strange stars to discuss the consistency between constraints on strange quark matter derived from superbursters and soft X-ray transients, as such a mutual fit is likely to constrain the strange quark matter equation of state further.

We describe the overall structure of strange stars and their crusts in Sect. 2 and then turn to deep crustal heating in Sect. 3. In Sect. 4 we compare our model to observations of soft X-ray transients and we discuss the importance of time dependence in Sect. 5 before concluding in Sect. 6.

2. Strange stars and their crusts

If strange stars are stable they contain roughly equal numbers of up, down and strange quarks in their core, but due to the higher mass of the negative s-quark, these will normally be slightly disfavored giving the core an overall positive quark charge to be compensated by electrons. Even color-flavor locked strange quark matter, which is strictly charge neutral in bulk (Rajagopal & Wilczek 2001) has an overall positive quark charge due to surface effects (Madsen 2000, 2001; Usov 2004). Because strange quark matter is self bound the density is largely constant in the core dropping by only a factor of a few from the center to the surface, where it goes from above nuclear density to zero within a few fm – see e.g. Alcock et al. (1986); Haensel et al. (1986); Glendenning & Weber (1992); Kettner et al. (1995); Weber (1999); Glendenning (2000); Zdunik et al. (2001); Zdunik (2002) for details on the global properties of strange stars. Since the electrostatic force is much weaker than the strong force confining the quarks, some of the electrons necessary to create an overall charge neutral object will form a thin atmosphere outside the quark phase held in place by a huge electric field. The electric field – up to $10^{18} \text{ V cm}^{-1}$ – is capable of sustaining a nuclear matter crust decoupled from the quark phase by a small electron filled gap (Alcock et al. 1986; Kettner et al. 1995; Stejner & Madsen 2005). The crust is electrically neutral in bulk however, so beyond the boundary layer its structure is given by hydrostatic equilibrium with an equation of state corresponding to the chemical composition of the ashes from the surface burning (Glendenning & Weber 1992; Zdunik et al. 2001). The crust mass roughly follows (Zdunik et al. 2001)

$$M_C = \frac{4\pi R^4 P_b}{GM} \left(1 - \frac{2GM}{Rc^2} \right) \quad (1)$$

$$= 8.1 \times 10^{-5} \frac{R_6^4}{M_*} \left(\frac{\rho_b}{\rho_D} \right)^\gamma \left[1 - 0.295 \frac{M_*}{R_6} \right] M_\odot \quad (2)$$

where P_b is the pressure at the bottom of the crust, $M_* = M/M_\odot$ is the stellar mass in units of the solar mass, $R_6 = R/10 \text{ km}$ is the stellar radius, ρ_b is the density at the bottom of the crust, $\rho_D = 7.8 \times 10^{11} \text{ g cm}^{-3}$ is the neutron drip density, $\gamma \simeq 4/3$ is the adiabatic index in the crust and the last equality assumes the crust composition found by Haensel & Zdunik (2003) for accreting neutron stars. The density at the bottom of the crust may be limited by the neutron drip density if the Coulomb barrier from the core is sufficiently high, which depends on the details of the equation of state of strange quark matter. In most cases this will not be possible though and the maximum density is then determined by the rate at which ions tunnel through the Coulomb barrier (see Stejner & Madsen (2005) for a detailed discussion). The tunneling rate close to the maximum density is very sensitive to the density and so one may expect that in

soft X-ray transients it will vary with the accretion rate – we return to this point in Sect. 5.

Since the crust has no significant heating sources of its own (electron captures in the crust amount to less than 40 keV per nucleon (Haensel & Zdunik 2003)) its thermal profile is set by the diffusion of heat from the core towards the surface. The surface temperature, T_s , is therefore only a function of the core surface temperature, T_i , and thus probes the process of deep crustal heating. A detailed account for such $T_s - T_i$ relations can be found in e.g. Yakovlev et al. (2004), but in a reasonable approximation $T_{i,9} \simeq 0.1 T_{s,6}^2$ (Gudmundsson et al. 1983), which will be sufficient for our purpose. Here $T_{s,6} = T_s/10^6$ K and $T_{i,9} = T_i/10^9$ K is actually the temperature at a density of 10^{10} g cm $^{-3}$, but as the crust is largely isothermal at this depth, one can take this to be the core surface temperature (Gudmundsson et al. 1983; Yakovlev et al. 2004).

In the discussion above and in what follows we have assumed the conventional description of strange stars with a sharp core surface, an electron filled gap and a nuclear crust. It should be mentioned however that Jaikumar et al. (2006) recently showed, that if the surface tension of strange quark matter is not too high, it may be unstable to phase separation at low pressure leading to a crust of quark nuggets embedded in a degenerate electron gas, which would in many ways resemble the nuclear crust on neutron stars. The consequences of such a crust in an accreting system are not clear at present, and we restrict ourselves to the traditional scenario.

3. Deep crustal heating in accreting strange stars

Deep crustal heating in strange stars was recently studied by Page & Cumming (2005) as a means of achieving superburst ignition conditions at the appropriate column depth and thus constrain the properties of strange quark matter (see also the work on continuously accreting strange stars by Miralda-Escude et al. (1990)). It was shown that observed ignition conditions are achieved for a wide range of crust density, ρ_b , strange quark matter binding energy, Q_{SQM} , neutrino emissivity, ϵ_v , and thermal conductivity, K , provided that the direct Urca process does not operate in the core implying that strange quark matter should be a color superconductor. Furthermore a set of useful analytical approximations to the core surface temperature were shown to reasonably approximate numerical calculations. Here we will use those same approximations to find the corresponding constraints on strange quark matter in soft X-ray transients and a relationship between the observable parameters of superbursters and soft X-ray transients. For clarity and to emphasize the approximations we therefore briefly review the calculation by Page & Cumming (2005) in the following subsection.

3.1. Approximate thermal structure

As accretion on the strange star drives the crust towards its maximum density, the rate at which nuclei (or neutrons if the neutron drip density can be reached) tunnel through the Coulomb barrier into the quark matter core will increase until an equilibrium crust density is reached. This density may

vary as a function of the unknown Coulomb barrier height at the quark matter surface but this would not change the qualitative features of the model and for our purpose we will assume that the equilibrium crust density is $\sim 10^{11}$ g cm $^{-3}$. As the nuclei cross into the strange quark matter core at the rate \dot{m} (in units of nucleons cm $^{-2}$ s $^{-1}$ unless otherwise stated) and are dissolved, they release an energy, $Q_{\text{SQM}} \sim 1 - 100$ MeV per nucleon. This heats the core until an equilibrium or steady state temperature is reached as the heating balances energy loss by neutrino emission in the core. This is assumed to take place at a (slow) rate of

$$\epsilon_v \simeq Q_v \times T_9^8 \text{ erg cm}^{-2} \text{ s}^{-1}, \quad Q_v \sim 10^{18} - 10^{22} \quad (3)$$

with $T_9 = T/10^9$ K, corresponding to modified Urca and bremsstrahlung processes (Page et al. 2005; Yakovlev & Pethick 2004). We thus neglect a slow dependence on density in Q_v which would only amount to a factor of order unity since the core density is nearly constant.

We will – at first – assume that this equilibrium is simply determined by the average accretion rate, which would be reasonable in systems where the tunneling is more or less continuous. We return to this point in section 5 however as this steady state assumption may not be sufficient for all systems.

Following Page & Cumming (2005) we model the thermal profile of the core in a plane parallel approximation with heat transport taking place by conduction and with a heat sink from neutrino emission. The inward directed heat flux from the conversion of nucleons to strange quark matter, F , is determined by

$$\rho \frac{dF}{dy} = -\epsilon_v, \quad F = -\rho K \frac{dT}{dy} \quad (4)$$

where ρ is the density, K is the thermal conductivity of strange quark matter, assumed to lie the range $10^{19} - 10^{22}$ cgs, and y is the column density. Again we will neglect slow dependencies of K on density and temperature so assuming that ρ , Q_v and K are constant in the core this gives

$$T = a(y + b)^{(-2/7)} \quad a = \left(\frac{7}{2} \frac{7}{9} \frac{1}{(10^9)^8} \frac{Q_v}{\rho^2 K} \right)^{-1/7} \quad (5)$$

where b is a constant of integration determined by the requirement that all heat entering the core is emitted as neutrinos, $\dot{m} Q_{\text{SQM}} = \rho^{-1} \int \epsilon_v dy$. Assuming that the integral is dominated by the surface contribution this gives for the core surface temperature

$$T_{i,9} = 0.87 Q_{v,21}^{-1/9} K_{20}^{-1/9} \left(\frac{Q_{\text{SQM}}}{100 \text{ MeV}} \right)^{2/9} \left(\frac{\dot{m}}{0.3 \dot{m}_{\text{Edd}}} \right)^{2/9} \quad (6)$$

where $Q_{v,21} = Q_v/10^{21}$, $K_{20} = K/10^{20}$ cgs and $\dot{m}_{\text{Edd}} \simeq 1.6 \times 10^{-8} M_\odot \text{ yr}^{-1}/4\pi R^2 m_u$ is the Eddington accretion rate with R being the stars radius and m_u the atomic mass unit.

If however the thermal conductivity of strange quark matter is sufficiently large the core becomes isothermal with the temperature given by $4\pi R^2 \dot{m} Q_{\text{SQM}} = (4\pi R^3/3) Q_v T_{i,9}^8$ so

$$T_{i,9} = 0.54 Q_{v,21}^{-1/8} \left(\frac{Q_{\text{SQM}}}{100 \text{ MeV}} \right)^{1/8} \left(\frac{\dot{m}}{0.3 \dot{m}_{\text{Edd}}} \right)^{1/8} R_6^{-1/8} \quad (7)$$

where R_6 is the core radius in units of 10 km. Equating this to Eq. (6) shows that the core becomes isothermal at a critical thermal conductivity $K_{\text{crit}} = 4.3 \times 10^{21} \text{ cgs } Q_{\nu,21}^{1/8} (Q_{\text{SQM}}/100 \text{ MeV})^{7/8} (\dot{m}/0.3 \dot{m}_{\text{Edd}})^{7/8}$.

It should be noted that although Eqs. (6) and (7) are certainly oversimplified they were shown by Page & Cumming (2005) to agree reasonably well with numerical calculations of a full general relativistic model. Furthermore they offer a physical transparency, which given the many poorly constrained properties of strange quark matter, is perhaps just as desirable in what follows as full numerical models. Specifically Eqs. (6) and (7) are general enough not to depend on the properties of a particular strange quark matter phase – except for the assumption of slow neutrino emissivity necessary to obtain superburst ignition. They are in fact general enough to also describe neutron stars at the same level of detail, and indeed Eq. (7) corresponds entirely to case (ii.a) in Yakovlev et al. (2003) for low-mass neutron stars with slow neutrino emission. Thus much of what follows would also apply for neutron stars – although in that case it has of course been done in much greater detail.

In deriving Eqs. (6) and (7) we assumed that cooling by neutrino emission dominated photon emission from the surface. This is certainly the case in superbursters, where the core is very hot, but for cold enough cores this may not be the case and one should take the surface luminosity into account. Approximating the surface with a blackbody we can estimate when this becomes important by setting, $4\pi R^2 \dot{m} Q_{\text{SQM}} = 4\pi R^2 \sigma T_s^4$, which using the Gudmundsson et al. (1983) relation, $T_{i,9} \simeq 0.1 T_{s,6}^2$, gives a core temperature

$$T_{i,9} = 20 \left(\frac{\dot{m}}{0.3 \dot{m}_{\text{Edd}}} \right)^{1/2} \left(\frac{Q_{\text{SQM}}}{100 \text{ MeV}} \right)^{1/2} \quad (8)$$

Equating this to Eq. (7) shows that cooling by photon emission becomes important in the isothermal case below an accretion rate of

$$\dot{m} = 3.1 \times 10^{-13} Q_{\nu,21}^{-1/3} \left(\frac{Q_{\text{SQM}}}{100 \text{ MeV}} \right)^{-1} R_6^{-1/3} \text{ M}_\odot \text{ yr}^{-1} \quad (9)$$

with a similar expression giving a somewhat lower limit for a non-isothermal core. Similar conclusions for neutron stars were reached by Yakovlev et al. (2003). Given the right combination of core parameters photon emission may therefore be important in soft X-ray transients with the lowest accretion rates as low as a few times $10^{-12} \text{ M}_\odot \text{ yr}^{-1}$.

3.2. Constraints on the core parameters

In case we have independent constraints on the core surface temperature and the accretion rate – which should be high enough that neutrino cooling dominates – Eqs. (6) and (7) can also be regarded as necessary relations between the core parameters Q_ν , Q_{SQM} and K . This was what was done in Page & Cumming (2005) assuming that the crust below the superburst ignition depth is approximately isothermal so the core surface temperature can be approximated by the superburst ignition temperature, $T_{i,9} \simeq 0.7$ at $\dot{m} = 0.1 - 0.3 \dot{m}_{\text{Edd}}$. Similarly since soft X-ray transients are – to some extent at least – also

powered by deep crustal heating, a different independent constraint can be obtained from observations of the accretion rate and surface temperature using a $T_s - T_i$ relation such as the one in Yakovlev et al. (2004) or Gudmundsson et al. (1983). Aql X-1 is an example of a well studied soft X-ray transient which has $\langle \dot{m} \rangle \simeq 10^{-10} \text{ M}_\odot \text{ yr}^{-1}$, $T_s^\infty \simeq 113 \text{ eV}$ (Yakovlev et al. 2003; Rutledge et al. 2002a) and therefore $T_{i,9} \simeq 0.3$ using a canonical mass-radius relationship, $R = 10 \text{ km}$, $M/R = 0.2$, and $T_s = T_s^\infty / (1 - 2GM/R)^{1/2}$. The relations between the core parameters thus obtained are compared in Fig. 1. If we keep Q_ν fixed and increase Q_{SQM} then K must also increase to produce the required temperature until the critical conductivity is reached and the star must be isothermal, so only the regions below the isothermal curves are relevant and there can be no common solution for superbursters and Aql X-1 between the isothermal curves. We further note that the non-isothermal relations from Eq. (6) agree remarkably well, whereas the isothermal relations seem irreconcilable.

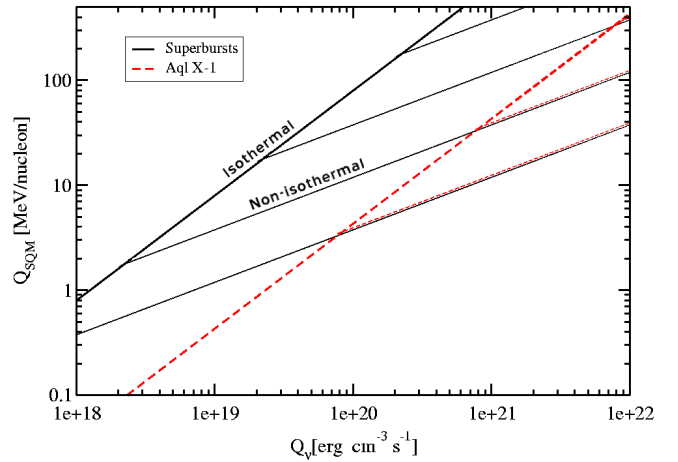


Fig. 1. Constraints on core parameters obtained from superbursters and the soft X-ray transient Aql X-1. Q_{SQM} is given as a function of Q_ν for different choices of K . Thin lines show non-isothermal constraints from Eq. (6) with $K = 10^{19}, 10^{20}, 10^{21}, 10^{22} \text{ cgs}$ from the bottom up. Non-isothermal constraints for Aql X-1 are nearly indistinguishable from those for superbursters. Thick lines show isothermal constraints from Eq. (7). We take $\dot{m} = 0.3 \dot{m}_{\text{Edd}}$ for the superbursters.

3.3. Scaling relations for the surface temperature

Neither the quark matter binding energy Q_{SQM} , nor the quark core surface density should vary between stars, and since the neutrino luminosity is dominated by the surface contribution the slow variations with density of Q_ν and K should be unimportant. The temperature at the quark core surface varies between $\sim 10^8 \text{ K}$ in the coldest soft X-ray transients and $\sim 7 \times 10^8 \text{ K}$ in superbursters so K which may be inversely proportional to the temperature (Haensel 1991) can vary by a small factor between such stars. If no density thresholds between phases or emission mechanisms are crossed when going from superbursters to soft X-ray transients – and it should be noted that

unless we are close to the maximum mass star strange stars are thought to be very similar to each other as the central density depends very little on the mass – it should therefore be reasonable to expect approximate agreement between the relations in Fig. 1, but not order of magnitude differences as found in the isothermal case. To the extent that Q_{SQM} and Q_v do not vary between stars we then have from Eq. (6) in the non-isothermal case

$$\left(T_{i,9}^{9/2} \left[\frac{\langle \dot{m} \rangle}{0.3 \dot{m}_{\text{Edd}}} \right]^{-1} \right)_A = \left(\frac{K_{20,B}}{K_{20,A}} \right)^{1/2} \left(T_{i,9}^{9/2} \left[\frac{\langle \dot{m} \rangle}{0.3 \dot{m}_{\text{Edd}}} \right]^{-1} \right)_B \quad (10)$$

and from Eq. (7) in the isothermal case

$$\left(T_{i,9}^8 \left[\frac{\langle \dot{m} \rangle}{0.3 \dot{m}_{\text{Edd}}} \right]^{-1} \right)_A = \left(\frac{R_{6,B}}{R_{6,A}} \right) \left(T_{i,9}^8 \left[\frac{\langle \dot{m} \rangle}{0.3 \dot{m}_{\text{Edd}}} \right]^{-1} \right)_B \quad (11)$$

where A and B can be any pair of strange stars with deep crustal heating and where we for now allow for variations in heat conductivity. In a soft X-ray transient the temperature at the quark core surface can be obtained from a $T_s - T_i$ relation with $T_s = T_s^\infty / (1 - 2GM/R)^{1/2}$. The average accretion rate can be estimated from the outburst luminosity, $L_o \sim (\Delta M / t_o)(GM/R)$, where ΔM is the accreted mass and t_o is the outburst duration, so if t_q is the time spent in quiescence $\langle \dot{m} \rangle = \frac{\Delta M / m_u}{4\pi R^2(t_o + t_q)}$.

In Eqs. (10) and (11) we should therefore further allow for different M/R ratios. If we use a detailed $T_s - T_i$ relation such as in Yakovlev et al. (2004) there is no point in doing this analytically. As noted such relations can however be approximated reasonably well by $T_{i,9} \simeq 0.1 T_{s,6}^2$ which allows a physically transparent interpretation. We will use Eqs. (10) and (11) to compare superbursters and soft X-ray transients so writing α_{SB} for the left hand side and dropping the subscript on the soft X-ray transient parameters we get

$$T_{s,6} = 10^{1/2} \left[\alpha_{\text{SB}} \left(\frac{K_{20,\text{SB}}}{K_{20}} \right)^{1/2} \frac{\langle \dot{m} \rangle}{0.3 \dot{m}_{\text{Edd}}} \right]^{1/9} \quad (12)$$

$$\alpha_{\text{SB}} = 0.2 \left(\left(\frac{T_{i,9}}{0.7} \right)^{9/2} \left[\frac{\langle \dot{m} \rangle}{0.3 \dot{m}_{\text{Edd}}} \right]^{-1} \right)_{\text{SB}} \quad (13)$$

in the non-isothermal case and correspondingly in the isothermal case

$$T_{s,6} = 10^{1/2} \left[\alpha_{\text{SB}} \left(\frac{R_{6,\text{SB}}}{R_6} \right) \frac{\langle \dot{m} \rangle}{0.3 \dot{m}_{\text{Edd}}} \right]^{1/16} \quad (14)$$

$$\alpha_{\text{SB}} = 0.058 \left(\left(\frac{T_{i,9}}{0.7} \right)^8 \left[\frac{\langle \dot{m} \rangle}{0.3 \dot{m}_{\text{Edd}}} \right]^{-1} \right)_{\text{SB}} \quad (15)$$

As a last possibility we note from Fig. 1 that solutions can be found with non-isothermal superbursters and isothermal soft X-ray transients. In this case we use K_{crit} in Eq. (6) to obtain a

relation between Q_{SQM} and Q_v which when inserted in Eq. (7) gives

$$T_{s,6} = 10^{1/2} \left[\alpha_{\text{SB}} \frac{\langle \dot{m} \rangle}{0.3 \dot{m}_{\text{Edd}}} \right]^{1/9} \quad (16)$$

$$\alpha_{\text{SB}} = 0.154 \left(\left(\frac{T_{i,9}}{0.7} \right)^{9/2} \left[\frac{\langle \dot{m} \rangle}{0.3 \dot{m}_{\text{Edd}}} \right]^{-1} \right)_{\text{SB}} \quad (17)$$

These expressions can be used to test the constancy of the core parameters. We note that small variations in the quantities in square brackets will be strongly suppressed and specifically it will not matter whether we use a canonical mass radius relation for neutron stars to find the accretion rate or one more relevant to strange stars where the radius may be smaller by a few kilometers. This would translate into a temperature correction of about one percent which is far below the observational uncertainty so we can use the accretion rates in the literature even though they are derived for neutron stars. There is also no reason to expect that $(R_{6,\text{SB}}/R_6)^{1/16}$ will deviate from unity so we drop this in the following. The $(K_{\text{SB}}/K)^{1/18}$ term can give a factor ~ 0.9 if K depends on the temperature and $\alpha_{\text{SB}} \lesssim 0.2$ so we keep both of these terms but note that uncertainties in these parameters are strongly suppressed.

4. Comparison with observations

The observational sample most commonly used to test relations for deep crustal heating such as Eqs. (14) and (12) consists of soft X-ray transients in the field with short outburst durations and recurrence times for which quiescent X-ray observations have determined or limited the surface temperature. The outburst duration should be short so the crust has not been significantly heated by the release of gravitational potential energy from the accreting matter and the surface temperature is therefore set by deep crustal heating. The recurrence time should be short enough that at least a few outbursts have been observed allowing a reasonable estimate of the time averaged accretion rate – although one should remember that the last 37 years of X-ray observations are not necessarily representative of the $\sim 10^4$ years of accretion history needed to reach thermal equilibrium. Similarly since the accretion history for stars in globular clusters is uncertain one should only use systems in the field.

Useful lists of such systems and their properties including references can be found in e.g. Yakovlev et al. (2003) and Tomsick et al. (2004). We will take this data, summarized in Table 1, as our observational basis and briefly discuss each system below.

The best examples of such systems are Aql X-1, Cen X-4 and 4U 1608-522 being short outburst field soft X-ray transients with detected thermal components. Tomsick et al. (2004) discuss the outburst history of these sources and we cite their accretion rates which are based on the review of soft X-ray transient activity by Chen et al. (1997) using

$$\langle \dot{m} \rangle = \frac{\bar{L}_{\text{Peak}} N t_o f}{\epsilon c^2 (33 \text{ yr})} = s \bar{L}_{\text{Peak}} N \quad (18)$$

$$s = 1.1 \times 10^{-23} \text{ s}^2 \text{ cm}^{-2} \quad (19)$$

Source	kT_S [eV]	R	$\langle \dot{m} \rangle [M_\odot \text{yr}^{-1}]$	Reference
Aql X-1	113^{+3}_{-4}	13.2	10^{-10}	Rutledge et al. (2002a); Yakovlev et al. (2003)
Cen X-4	$76 \pm 7, 85 \pm 3$	12.9	1.9×10^{-11}	Rutledge et al. (2001); Campana et al. (2004); Tomsick et al. (2004)
4U 1608-522	170 ± 30	9.4	6.9×10^{-11}	Rutledge et al. (1999); Tomsick et al. (2004)
SAX J1808.4-3658	< 54	–	5×10^{-12}	Campana et al. (2002); Yakovlev & Pethick (2004)
SAX J1810.8-2609	< 72	–	1.7×10^{-12}	Jonker et al. (2004); Tomsick et al. (2004)
XTE J2123-058	< 66	–	2.9×10^{-12}	Tomsick et al. (2004)
XTE J1709-267	116 ± 2	–	1.2×10^{-10}	Jonker et al. (2003, 2004)

Table 1. Properties of the observational sample commonly used to test deep crustal heating. The temperature quoted for Aql X-1 is the redshifted T_S^∞ . We use $T_S = T_S^\infty / (1 - 2GM/R)^{1/2}$ with the canonical $M/R = 0.2$. For Cen X-4 we quote the temperatures from both Rutledge et al. (2001) and Campana et al. (2004).

where \bar{L}_{Peak} is the time averaged peak outburst luminosity, N is the number of outbursts, $f = 0.4$ is a factor which accounts for the shape of the light curve, $\epsilon = 0.2$ is the fraction of rest mass energy released during the accretion and the time average is taken over 33 years of observation. Aql X-1, Cen X-4 and 4U 1608-522 have gone through 21, 2 and 16 outburst respectively between 1969 and 2003 allowing estimates of the accretion rate. Temperatures are found from spectral fits to absorbed neutron star atmosphere models assuming a mass of $1.4 M_\odot$ – this also yields the best fit radius cited. Cen X-4 and some observations of Aql X-1 further require a power law component possibly indicating residual accretion during quiescence.

For SAX J1808.4-3658, SAX J1810.8-2609 and XTE J2123-058 no thermal components have been detected and so we only cite upper limits to the surface temperature. SAX J1810.8-2609 and XTE J2123-058 have each shown only one outburst so the accretion rate is actually an upper limit. The accretion rate cited for SAX J1808.4-3658 is based on the two outbursts in 1996 and 1998, but further outburst have occurred in 2000, 2002 and 2005 (see Wijnands (2004) for a review). These systems are therefore not expected to agree well with the theory, but at least the upper limits to their surface temperatures should not lie significantly below the prediction of deep crustal heating if they have accreted for long enough to have reached thermal equilibrium.

XTE J1709-267 lies 9-10 arcmin from NGC 6293 which has a tidal radius of 14.2 arcmin and so may be associated with this globular cluster although distance measurements are inconclusive on this (Jonker et al. 2004). It has shown two outbursts since 1995 and has a varying power law component.

We have not included the quasi persistent transients KS 1731-260 and MXB 1659-29 (Rutledge et al. 2002b; Wijnands et al. 2002, 2004). A convincing case has been built for the suggestion that their crusts are significantly heated by release of gravitational potential energy and are brought out of thermal equilibrium with the core during their prolonged outbursts – 12.5 and 2.5 years duration respectively. The thermal components in their spectrum therefore show the cooling of the crust to thermal equilibrium and do not probe the core temperature yet.

As should be clear from the discussion above the data is rather uncertain and should be treated with some caution. In particular the time averaged accretion rates are hardly more than estimates, and the surface temperatures, when they can be found, are uncertain and may not only reflect deep crustal heat-

ing. Nevertheless deep crustal heating should provide a minimum temperature for systems that have accreted long enough and so we should at least test for consistency with the observations if not perfect agreement. In Fig. 2 we plot the data from Table 1 and compare with photon cooling curves as well as Eqs. (12), (14) and (16) for a range of choices in α_{SB} corresponding to $\dot{m}_{\text{SB}} = 0.1 - 0.3 \dot{m}_{\text{Edd}}$.

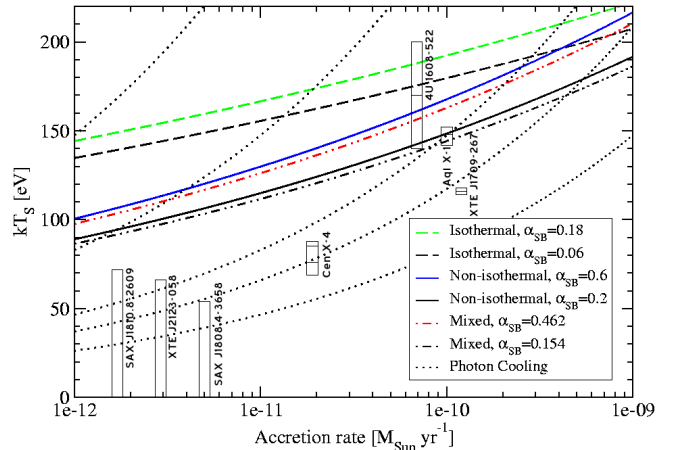


Fig. 2. Comparing Eqs. (12), (14) and (16) (“Mixed” in the legend) to the observations in Table 1. For Cen X-4 the quoted temperature intervals overlap. The photon cooling curves show the temperature assuming pure blackbody cooling from the surface with $Q_{\text{SQM}} = 0.1, 0.4, 1, 10, 100$ MeV from below.

The overall agreement with our predictions from neutrino emission in superbursts is not impressive. Except Aql X-1 and 4U 1608-522 the observations fall significantly below the predicted temperature, and actually pure photon cooling does better if $Q_{\text{SQM}} \lesssim 1$ MeV although it should not be dominant for the high accretion rates in AqlX-1 and 4U 1608-522. This raises two issues.

First it is noteworthy that the two sources which fall close to the superburst prediction, are the hottest and most frequently accreting sources thus resembling superbursters the most. In turn this raises the question whether the accretion history may lead to heating with a pronounced time dependence and whether the time averaged accretion rate is then still a good predictor for the temperature – we discuss this possibility in the next section.

Second we see that if Q_{SQM} is sufficiently low photon emission from the surface may be very important and so we should combine the two cooling mechanisms. Thus we now demand – similarly to the procedure in Yakovlev et al. (2003) – $L_{\text{DH}} = 4\pi R^2 \dot{m} Q_{\text{SQM}} = L_\gamma + L_\nu$ where L_{DH} is the luminosity required to carry away the energy released by deep crustal heating and $L_\gamma = 4\pi R^2 \sigma T_S^4$ is the usual blackbody luminosity. Following the calculation that leads to Eq. (6) the non-isothermal neutrino luminosity is

$$L_\nu = 4\pi R^2 \cdot 0.3 \dot{m}_{\text{Edd}} \cdot 100 \text{ MeV} \cdot \left(\frac{T_{i,9}}{0.87}\right)^{9/2} Q_{\nu,21}^{1/2} K_{20}^{1/2}. \quad (20)$$

Neutrino cooling should dominate in superbursters, $L_{\text{DH}} = L_\nu$ with $T_{i,9}^{\text{SB}} = 0.7$, so using the constraints this imposes on the core parameters Eq. (20) gives

$$L_\nu = 4\pi R^2 \left(\frac{T_{i,9}}{0.7}\right)^{9/2} Q_{\text{SQM}} \dot{m}_{\text{SB}}, \quad (21)$$

and using $T_{i,9} = 0.1 T_{S,6}^2$ the condition $L_{\text{DH}} = 4\pi R^2 \dot{m} Q_{\text{SQM}} = L_\gamma + L_\nu$ then becomes

$$\dot{m} Q_{\text{SQM}} = \left(\frac{0.1}{0.7}\right)^{9/2} \dot{m}_{\text{SB}} Q_{\text{SQM}} T_{S,6}^9 + \sigma T_S^4. \quad (22)$$

Correspondingly in the isothermal case

$$\dot{m} Q_{\text{SQM}} = 1.8 \times 10^{-7} \dot{m}_{\text{SB}} Q_{\text{SQM}} T_{S,6}^{16} + \sigma T_S^4. \quad (23)$$

This can be solved numerically and in Fig. 3 we show representative solutions for a range in Q_{SQM} and compare with pure photon and neutrino cooling. We see that photon cooling dominates at low accretion rates and low Q_{SQM} whereas for high accretion rates and Q_{SQM} we recover the neutrino cooling curves relevant to superbursters. In particular we note that $Q_{\text{SQM}} = 0.4 \text{ MeV}$ while still fulfilling the superburst requirements at high accretion rates provides a close fit to some of the sources at low accretion rates that were difficult to explain with neutrino cooling alone. In this case other processes must be heating the surfaces of Aql X-1 and 4U 1608-522 though.

Brown et al. (1998) similarly found that deep crustal heating of neutron stars could explain the quiescent emission from Cen X-4 if only 0.1 MeV of the energy released by pycnonuclear reactions during an outburst was conducted into the core and deposited there. Yakovlev et al. (2003, 2004) instead interpreted Cen X-4 and SAX J1808.4-3658 as massive neutron stars with enhanced neutrino emission. In the context of strange stars the energy is deposited directly in the core, but no enhanced neutrino cooling is required if the quark matter binding energy is small.

5. Time dependence of the heating mechanism

The quiescent luminosity from some of the sources discussed here (i.e. Aql X-1 (Rutledge et al. 2002a), and Cen X-4 (van Paradijs et al. 1987; Campana et al. 1997, 2004; Rutledge et al. 2001)) have been found to vary by factors of a few on timescales of days to years raising the question of how time dependent the heating mechanism is. Furthermore if

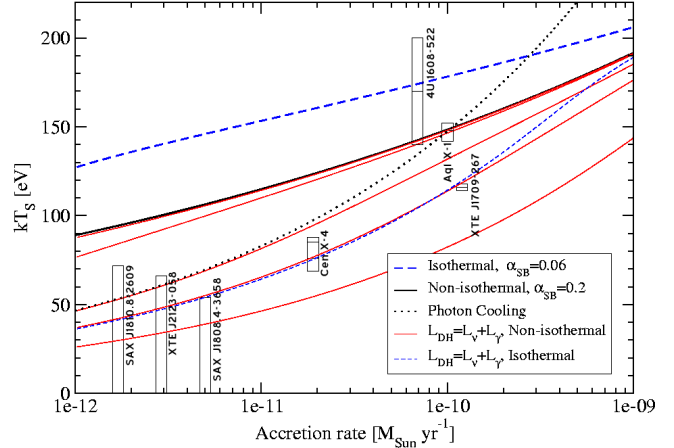


Fig. 3. Comparing Eqs. (22) and (23) to the observations in Table 1, photon cooling and Eqs. (12) and (14). For Cen X-4 the quoted temperature intervals overlap. The photon cooling curve shows the temperature assuming pure blackbody cooling from the surface with $Q_{\text{SQM}} = 1 \text{ MeV}$. The combined cooling curves assume $Q_{\text{SQM}} = 0.1, 0.4, 1, 10, 100 \text{ MeV}$ from below – for simplicity we plot only the solution to (23) corresponding to $Q_{\text{SQM}} = 0.4 \text{ MeV}$.

Q_{SQM} is not small enough for photon cooling to dominate – and likely even if it is – the time dependence of the heating mechanism may be important to explain sources with long recurrence times. In neutron stars heat is released on a time scale of months after an accretion event at the depth corresponding to the individual electron captures, neutron emissions and pycnonuclear reactions. It then takes about 1 yr for the heat from the pycnonuclear reactions to diffuse to the surface (Brown et al. 1998; Ushomirsky & Rutledge 2001) and since it spreads out along the way, it is seen there as a heat wave lasting approximately the diffusion time to the surface. Ushomirsky & Rutledge (2001) investigated the time dependence of this process for 1-day long outbursts, and found that energy deposited at depths where the diffusion time to the surface was shorter than the outburst recurrence time could produce significant variations in the surface luminosity following a pattern in time corresponding to thermal diffusion time for each nuclear reaction. If for instance the recurrence time was 1 year – and assuming a low thermal conductivity in the crust – the luminosity variations were a few percent of the average and only one heat wave could be seen as the diffusion time from the pycnonuclear reaction was on the order of the recurrence time. If the recurrence time was 30 years the variations in the luminosity could be up to 30 percent for cores with standard cooling and a factor of 3-4 for cores with accelerated cooling (e.g. pion condensates). In this case two separate heat waves were seen – one corresponding to electron captures in the outer crust and the other to the pycnonuclear reactions deeper in the crust. For higher thermal conductivity variations were larger and happened on shorter time scales.

A full model for time dependent heating in strange stars would be beyond our scope here. However by analogy if the tunneling rate at the bottom of the crust – and hence the heating – is sufficiently time dependent following an accre-

tion event, we would expect the qualitative conclusions in Ushomirsky & Rutledge (2001) to apply. One difference may be though that in strange stars the heat is released at a lower density in the crust with a shorter diffusion time to the surface so the two heat waves may be closer in time.

The transfer of mass from crust to core by tunneling takes place at a rate of (Alcock et al. 1986; Stejner & Madsen 2005)

$$\begin{aligned} \frac{dM_C}{dt} &= -m_N N_{\text{ion}} \times \nu \times \tau(\rho_b) \\ &= -4\pi R^2 d \rho_b \times \nu \times \tau(\rho_b) \\ &= -23.8 \frac{\rho_b}{\rho_D} \tau(\rho_b) M_\odot \text{ s}^{-1} \end{aligned} \quad (24)$$

where m_N is the mass of ions at the bottom of the crust, N_{ion} is the number of such ions whose motion allow them to strike the Coulomb barrier taken to be the number within one lattice distance, $d \sim 200$ fm, ρ_b is the density at the bottom of the crust, $\nu \lesssim 1$ MeV is the frequency of this motion and $\tau(\rho)$ is the transmission rate. In Stejner & Madsen (2005) we found that the transmission rate can be approximated by

$$\log \tau(\rho) = -51Z \sqrt{\frac{2}{\Delta\phi_g}} \left[\arccos\left(\frac{m_N \Delta\phi_g}{Ze\phi_e(R_S)}\right)^{1/2} - \left(\frac{m_N \Delta\phi_g}{Ze\phi_e(R_S)} - \left(\frac{m_N \Delta\phi_g}{Ze\phi_e(R_S)} \right)^2 \right)^{1/2} \right] \quad (25)$$

$$\Delta\phi_g = 1.9 \times 10^{-4} \left(\frac{\rho_b}{\rho_D} \right)^{1/3} \left(\frac{56}{A} \right)^{4/3} \sqrt{Z^{8/3} - 1} \quad (26)$$

where Z is the ion charge number, A is the mass number, $e\phi_e(R_S)$ is the height of the Coulomb barrier (i.e. the electric potential at the core surface, R_S) and $\Delta\phi_g = \phi_g(R) - \phi_g(R_S)$ is the difference in the (Newtonian) gravitational potential between the surface of the star and the core. We plot this behaviour in Fig. 4 assuming $e\phi_e(R_S) = 20$ MeV and the crust composition in Haensel & Zdunik (2003) (^{106}Ge at maximum density). From Eq. (24) a star accreting $10^{-10} M_\odot \text{ yr}^{-1}$ must have $\log \tau \lesssim -42$ in equilibrium, so as previously mentioned the tunneling rate close to equilibrium is very sensitive to the density.

Eq. (2) gives a relation between M_C and ρ_b so we can solve Eq. (24) to find the crust mass and tunneling rate for given accretion scenarios. Assuming the same parameters as in Fig. 4 we show a solution in Fig. 5 with 10 day long accretion outbursts separated by quiescent intervals of 30 years and an average accretion rate of $1.9 \times 10^{-11} M_\odot \text{ yr}^{-1}$ – roughly corresponding to Cen X-4. We start the integration with a crust mass sufficiently low that the tunneling rate is negligible and let it build up until the mass transferred to the core during each cycle matches the average accretion rate. At this point the crust mass is at its maximum – as determined by the choice of $e\phi_e(R_S) = 20$ MeV – during the accretion outbursts and then relaxes to a state with very little tunneling within about a year. Thus essentially all the heating takes place during and immediately after the outburst. Fig. 6 shows the corresponding result for a system resembling Aql X-1 accreting 10 in every 220 days with an average accretion rate of $10^{-10} M_\odot \text{ yr}^{-1}$. Here we more

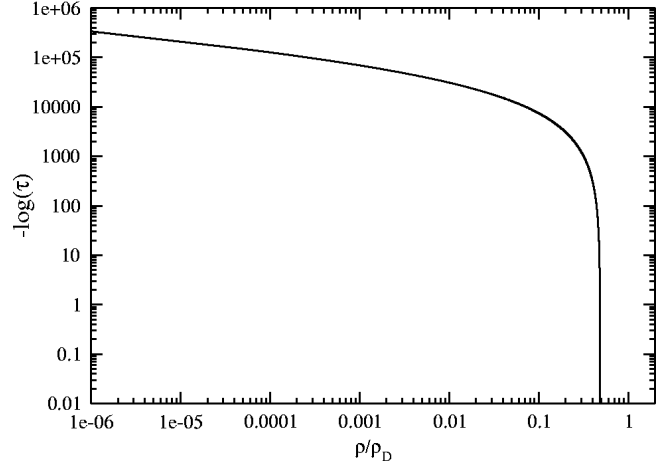


Fig. 4. Plot of Eq. (25) assuming $e\phi_e(R_S) = 20$ MeV and ^{106}Ge at the crust boundary. Note that for this barrier height the gap width goes to zero and τ to 1 somewhat below the neutron drip density, which can then not be reached.

clearly see the crust reach a maximum mass during the 10 day long outbursts.

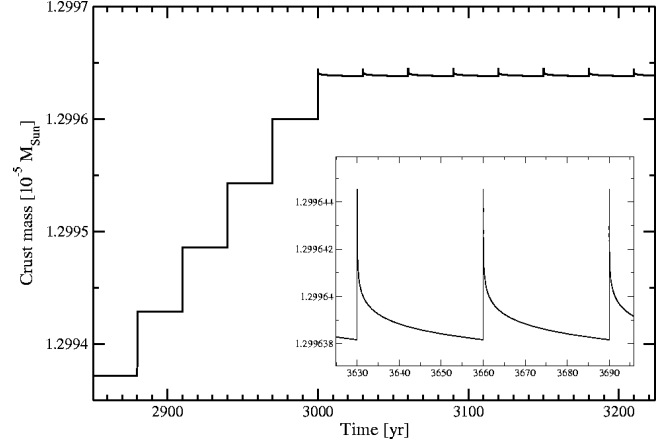


Fig. 5. A crude model of Cen X-4. Crust mass in a system accreting with 10 day long accretion outbursts separated by quiescent intervals of 30 years and an average accretion rate of $1.9 \times 10^{-11} M_\odot \text{ yr}^{-1}$. The inset shows a few equilibrium cycles. The peaks seen here have a flat top which is not resolved in time on the scale shown.

In systems such as Aql X-1 and 4U 1608-522 the outburst recurrence time is comparable to the diffusion time to the surface. Thus the heat wave resulting from an accretion outburst will be smeared out, and the crust will not have time to cool significantly between outbursts unless one assumes a high thermal conductivity in the crust, so a steady state model using the average accretion rate should be able to predict the temperature. Conversely in systems such as Cen X-4 where the recurrence time is significantly longer than the diffusion time to the surface one would expect larger temperature variations following an outburst.

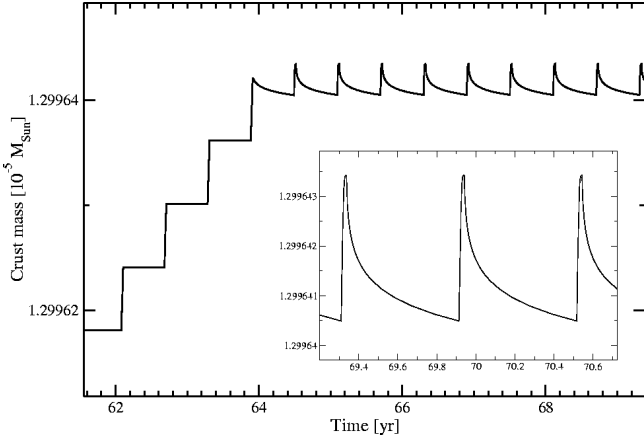


Fig. 6. A crude model of Aql X-1. Crust mass in a system accreting with 10 day long accretion outbursts separated by quiescent intervals of 220 days and an average accretion rate of $10^{-10} M_{\odot} \text{yr}^{-1}$. The inset shows a few equilibrium cycles.

Furthermore in such systems the core – or the surface layers of the core in the non-isothermal case – may have time to cool significantly between outbursts. In this case we would not expect Eqs. (12), (14) and (16) to hold, but if (speculatively) the tunneling rate late in the cycle is a better predictor of the temperature at this point, Eq. (12) would actually give a surface temperature around 76 eV for Cen X-4 as observed. More work including details on the transport properties of both core and crust would be needed to show that this is the case though. The same argument for XTE J1709-267 assuming a 6 year recurrence time would lead to surface temperatures as low as 83 eV. Here the recurrence time may not be quite long enough however, and furthermore the temperature we cite was measured in May 2003 not very long after the March-April 2002 outburst, so the argument may be too simple. The temperature we cite for Cen X-4 was measured in 1997-2000 long after the 1979 outburst so this should provide a more clear-cut case. For the temperature of the three remaining sources to reach their upper bounds in this way with the cited accretion rates, the outburst recurrence times would have to be very long ($\sim 50, 100$ and 800 years for SAX J1810.8-2609, XTE J2123-058 and SAX J1808.4-3658 respectively).

6. Conclusion

Using a simple scaling argument for the steady state temperature of accreting strange stars we have presented a consistency check between the constraints on strange quark matter derived from superburst ignition conditions, and the temperature of quiescent soft X-ray transients – both assumed to derive from deep crustal heating by transfer of matter from crust to core. For systems with short recurrence times where the steady state temperature may be expected to be a good approximation we found reasonable agreement assuming neutrino cooling – although much of the range of quark matter parameters giving superbursters are excluded for soft X-ray transients. Assuming a combination of photon and neutrino cooling we found that for $Q_{\text{SQM}} \lesssim 1$ MeV even the coldest sources may be explained

while still fulfilling superburst ignition conditions at high accretion rates. We further showed that the tunneling rate near the equilibrium crust mass depends sensitively on the crust density and consequently that essentially all the heating takes place during or immediately after an outburst. This points to the need for a fully time dependent model to fit systems with recurrence times significantly longer than the thermal diffusion time to the surface, but if the low level tunneling rate long after the outburst is a better predictor for such systems, it would provide a fit for Cen X-4 assuming only neutrino cooling as well.

The upper temperature bounds on SAX J1810.8-2609, XTE J2123-058 and SAX J1808.4-3658 can not be reached for the cited accretion rates in this way unless the recurrence times are very long. This is consistent with the outburst histories of SAX J1810.8-2609 and XTE J2123-058 – one known outburst each – but does not compare well with the ~ 2 yr recurrence time for SAX J1808.4-3658. Similarly to the situation with neutron stars (Campana et al. 2002; Yakovlev et al. 2004) some form of enhanced cooling would thus seem to be required if SAX J1808.4-3658 has accreted for long enough to heat the core to its equilibrium temperature and Q_{SQM} is too high for photon cooling to dominate. XTE J1709-267 has an intermediate recurrence time, and its temperature was measured shortly after an outburst making interpretation difficult.

If – as seems reasonable – a combination of the two cooling mechanisms is required to explain the observations we should further note that the constraints imposed by Aql X-1 in Fig. 1 are not relevant since they were derived assuming only neutrino cooling. The requirement that $Q_{\text{SQM}} \lesssim 1$ MeV can therefore still be met for the quoted range in Q_{ν} and K – even if only just. Although such fine tuning in the binding energy can not be ruled out it is a bit conspicuous, but given the simplicity of our model and that we have not dealt with the uncertainties or the time dependence in detail such quantitative conclusions should be treated with caution. We have attempted to test for consistency, not to determine the quark matter parameters.

Thus even assuming a high Q_{SQM} the model seems consistent for the systems where it should be most credible and with the exception of SAX J1808.4-3658 no clear inconsistency can be demonstrated in the other cases studied here. However SAX J1808.4-3658 is difficult to explain with neutron stars as well, and its precise nature remains to be decided. At this point strange stars thus seem to do no worse than neutron stars in explaining the quiescent emission of soft X-ray transients regardless of the assumed core parameters, and for a low Q_{SQM} they explain even the coldest sources. Because the two cooling mechanisms are important in different accretion regimes it finally seems likely that detailed modelling along with more accurate temperature measurements at low accretion rates would constrain the core parameters further – or perhaps demonstrate a clear inconsistency.

Acknowledgements. This work was supported by The Danish Natural Science Research Council.

References

- Alcock, C., Farhi, E., & Olinto, A. 1986, *ApJ*, 310, 261
- Baym, G. & Chin, S. A. 1976, *Physics Letters B*, 62, 241
- Brown, E. F. 2004, *ApJ*, 614, L57
- Brown, E. F., Bildsten, L., & Chang, P. 2002, *ApJ*, 574, 920
- Brown, E. F., Bildsten, L., & Rutledge, R. E. 1998, *ApJ*, 504, L95
- Campana, S., Colpi, M., Mereghetti, S., Stella, L., & Tavani, M. 1998, *A&A Rev.*, 8, 279
- Campana, S., Israel, G. L., Stella, L., Gastaldello, F., & Mereghetti, S. 2004, *ApJ*, 601, 474
- Campana, S., Mereghetti, S., Stella, L., & Colpi, M. 1997, *A&A*, 324, 941
- Campana, S., Stella, L., Gastaldello, F., et al. 2002, *ApJ*, 575, L15
- Chen, W., Shrader, C. R., & Livio, M. 1997, *ApJ*, 491, 312
- Colpi, M., Geppert, U., Page, D., & Possenti, A. 2001, *ApJ*, 548, L175
- Cooper, R. L. & Narayan, R. 2005, *ApJ*, 629, 422
- Cornelisse, R., Heise, J., Kuulkers, E., Verbunt, F., & in't Zand, J. J. M. 2000, *A&A*, 357, L21
- Cumming, A. & Bildsten, L. 2001, *ApJ*, 559, L127
- Cumming, A. & Macbeth, J. 2004, *ApJ*, 603, L37
- Cumming, A., Macbeth, J., in 't Zand, J. J. M., & Page, D. 2005, [arXiv:astro-ph/0508432]
- Glendenning, N. K. 2000, *Compact stars : nuclear physics, particle physics, and general relativity* (Springer)
- Glendenning, N. K. & Weber, F. 1992, *ApJ*, 400, 647
- Gudmundsson, E. H., Pethick, C. J., & Epstein, R. I. 1983, *ApJ*, 272, 286
- Haensel, P. 1991, *Nuclear Physics B Proceedings Supplements*, 24, 23
- Haensel, P. & Zdunik, J. L. 1990, *A&A*, 229, 117
- Haensel, P. & Zdunik, J. L. 2003, *A&A*, 404, L33
- Haensel, P., Zdunik, J. L., & Schaefer, R. 1986, *A&A*, 160, 121
- in't Zand, J. J. M., Cornelisse, R., & Cumming, A. 2004, *A&A*, 426, 257
- Jaikumar, P., Reddy, S., & Steiner, A. W. 2006, *Physical Review Letters*, 96, 041101
- Jonker, P. G., Méndez, M., Nelemans, G., Wijnands, R., & van der Klis, M. 2003, *MNRAS*, 341, 823
- Jonker, P. G., Wijnands, R., & van der Klis, M. 2004, *MNRAS*, 349, 94
- Kettner, C., Weber, F., Weigel, M. K., & Glendenning, N. K. 1995, *Phys. Rev. D*, 51, 1440
- Kuulkers, E. 2004, *Nuclear Physics B Proceedings Supplements*, 132, 466
- Madsen, J. 1999, *Lecture Notes in Physics*, 516, 162
- Madsen, J. 2000, *Physical Review Letters*, 85, 4687
- Madsen, J. 2001, *Physical Review Letters*, 87, 172003
- Miralda-Escude, J., Paczynski, B., & Haensel, P. 1990, *ApJ*, 362, 572
- Page, D. & Cumming, A. 2005, *ApJ*, 635, L157
- Page, D., Geppert, U., & Weber, F. 2005, [ArXiv:astro-ph/0508056]
- Rajagopal, K. & Wilczek, F. 2001, *Physical Review Letters*, 86, 3492
- Rutledge, R. E., Bildsten, L., Brown, E. F., Pavlov, G. G., & Zavlin, V. E. 1999, *ApJ*, 514, 945
- Rutledge, R. E., Bildsten, L., Brown, E. F., Pavlov, G. G., & Zavlin, V. E. 2001, *ApJ*, 551, 921
- Rutledge, R. E., Bildsten, L., Brown, E. F., Pavlov, G. G., & Zavlin, V. E. 2002a, *ApJ*, 577, 346
- Rutledge, R. E., Bildsten, L., Brown, E. F., et al. 2002b, *ApJ*, 580, 413
- Stejner, M. & Madsen, J. 2005, *Phys. Rev. D*, 72, 123005
- Strohmayer, T. E. & Brown, E. F. 2002, *ApJ*, 566, 1045
- Tomsick, J. A., Gelino, D. M., Halpern, J. P., & Kaaret, P. 2004, *ApJ*, 610, 933
- Ushomirsky, G. & Rutledge, R. E. 2001, *MNRAS*, 325, 1157
- Usov, V. V. 2004, *Phys. Rev. D*, 70, 067301
- van Paradijs, J., Verbunt, F., Shafer, R. A., & Arnaud, K. A. 1987, *A&A*, 182, 47
- Weber, F. 1999, *Pulsars as astrophysical laboratories for nuclear and particle physics* (IOP Publishing)
- Weber, F. 2005, *Progress in Particle and Nuclear Physics*, 54, 193
- Weber, F., i Cuadrat, A. T., Ho, A., & Rosenfield, P. 2006, [arXiv:astro-ph/0602047]
- Wijnands, R. 2004, *Nuclear Physics B Proceedings Supplements*, 132, 496
- Wijnands, R., Guainazzi, M., van der Klis, M., & Méndez, M. 2002, *ApJ*, 573, L45
- Wijnands, R., Homan, J., Miller, J. M., & Lewin, W. H. G. 2004, *ApJ*, 606, L61
- Witten, E. 1984, *Phys. Rev. D*, 30, 272
- Yakovlev, D. G., Levenfish, K. P., & Haensel, P. 2003, *A&A*, 407, 265
- Yakovlev, D. G., Levenfish, K. P., Potekhin, A. Y., Gnedin, O. Y., & Chabrier, G. 2004, *A&A*, 417, 169
- Yakovlev, D. G. & Pethick, C. J. 2004, *ARA&A*, 42, 169
- Zdunik, J. L. 2002, *A&A*, 394, 641
- Zdunik, J. L., Haensel, P., & Gourgoulhon, E. 2001, *A&A*, 372, 535

List of Objects

- 'Aql X-1' on page 1
- 'Cen X-4' on page 1
- 'SAX J1808.4-3658' on page 1
- 'Aql X-1' on page 4
- 'Aql X-1' on page 4
- 'Aql X-1' on page 4
- 'Aql X-1' on page 4
- 'Aql X-1' on page 4
- 'Aql X-1' on page 5
- 'Cen X-4' on page 5
- '4U 1608-522' on page 5
- 'Aql X-1' on page 6
- 'Cen X-4' on page 6
- '4U 1608-522' on page 6
- 'SAX J1808.4-3658' on page 6
- 'SAX J1810.8-2609' on page 6
- 'XTE J2123-058' on page 6
- 'XTE J1709-267' on page 6
- 'Aql X-1' on page 6
- 'Cen X-4' on page 6
- 'Aql X-1' on page 6
- 'Cen X-4' on page 6
- '4U 1608-522' on page 6
- 'Cen X-4' on page 6
- 'Aql X-1' on page 6
- 'SAX J1808.4-3658' on page 6
- 'SAX J1810.8-2609' on page 6
- 'XTE J2123-058' on page 6
- 'SAX J1810.8-2609' on page 6
- 'XTE J2123-058' on page 6
- 'SAX J1808.4-3658' on page 6
- 'XTE J1709-267' on page 6
- 'Cen X-4' on page 6
- 'Aql X-1' on page 6
- '4U 1608-522' on page 6
- 'Aql X-1' on page 6
- '4U 1608-522' on page 6
- 'Aql X-1' on page 7
- '4U 1608-522' on page 7

‘Cen X-4’ on page 7
‘Cen X-4’ on page 7
‘SAX J1808.4-3658’ on page 7
‘Cen X-4’ on page 7
‘Cen X-4’ on page 8
‘Aql X-1’ on page 8
‘Cen X-4’ on page 8
‘Aql X-1’ on page 8
‘4U 1608-522’ on page 8
‘Cen X-4’ on page 8
‘Aql X-1’ on page 9
‘Cen X-4’ on page 9
‘XTE J1709-267’ on page 9
‘Cen X-4’ on page 9
‘SAX J1810.8-2609’ on page 9
‘XTE J2123-058’ on page 9
‘SAX J1808.4-3658’ on page 9
‘Cen X-4’ on page 9
‘SAX J1810.8-2609’ on page 9
‘XTE J2123-058’ on page 9
‘SAX J1808.4-3658’ on page 9
‘SAX J1810.8-2609’ on page 9
‘XTE J2123-058’ on page 9
‘SAX J1808.4-3658’ on page 9
‘SAX J1808.4-3658’ on page 9
‘XTE J1709-267’ on page 9
‘Aql X-1’ on page 9
‘SAX J1808.4-3658’ on page 9
‘SAX J1808.4-3658’ on page 9