

Inflation models after WMAP year three

Laila Alabidi and David H. Lyth
Physics Department, Lancaster University, LA1 4YB

The survey of models in astro-ph/0510441 is updated. For the first time, a large fraction of the models are ruled out at more than 3σ .

I. INTRODUCTION

In a recent paper [1] we discussed a range of models for the origin of the curvature perturbation and the tensor perturbation, including constraints on the spectral index n coming from WMAP year one data. In this note we update the discussion to include WMAP year three data [2]. The models assume that the curvature perturbation is generated from the vacuum fluctuation of the inflation field, so that it is directly related to the inflationary potential.¹ A variety of models for the potential are considered. Some of them work with the type of field theory that is usually invoked when considering extensions of the Standard Model, while others work within a framework derived more or less directly from string theory which typically involves large extra dimensions.

The prediction for n typically depends on N , the number of e -folds of slow-roll inflation occurring after the observable Universe leaves the horizon. With a high inflation scale, and radiation and/or matter domination between the end of inflation and nucleosynthesis,

$$N = 54 \pm 7. \quad (1.1)$$

More generally the range has to be

$$14 < N < 75, \quad (1.2)$$

the lower bound coming from the requirement to form early objects weighing a million solar masses, and the upper bound from imposing $P/\rho < 1$ on the pressure and energy density [4].

II. SMALL-FIELD MODELS

A. Allowed models

Small-field models predict a very small tensor fraction, $r \ll 10^{-2}$, which means that the WMAP constraint is

$$n = 0.948^{+0.015}_{-0.018}. \quad (2.1)$$

This is actually the constraint obtained by combining WMAP data with the SDSS galaxy survey, but it hardly

changes if some other data sets are used, including WMAP alone.

Essentially the same constraint was obtained using WMAP year one data, in conjunction with the 2dF galaxy survey alone [5] or with 2dF and other data sets [6], but a higher result compatible with $n = 1$ was obtained using WMAP year one data alone or WMAP with [7] SDSS. The crucial point now is that even in the last two cases *the scale-invariant value $n = 1$ is excluded at around the 3σ level.*

Because r is tiny, the prediction [8] $n = 1 + 2\eta - 6\epsilon$ becomes just

$$n = 1 + 2\eta \quad (2.2)$$

$$\eta \equiv M_{\text{P}}^2 \frac{V''}{V} = \frac{V''}{3H^2}. \quad (2.3)$$

For a wide class of models this becomes [9]

$$n = 1 - \frac{p-1}{p-2} \frac{2}{N}, \quad (2.4)$$

with $p \gtrsim 3$ or $p \leq 0$. For these models, the observed normalization of the spectrum requires a high inflation scale, so that Eq. (1.1) will be appropriate for a standard post-inflationary cosmology.

The case $p \leq 0$ is realised in some hybrid inflation models in which the potential necessarily steepens significantly towards the end of inflation. The case $p \leq 0$ corresponds to a potential

$$V \simeq V_0 \left[1 - \left(\frac{\phi}{\mu} \right)^p \right], \quad (2.5)$$

This can come from mutated hybrid inflation [10, 11], with integer values of p favoured but not mandatory. With integral p it can also come from $N = 2$ supergravity [12] or D-brane cosmology [13]. The limit $p \rightarrow 0$ corresponds to a logarithmic potential achieved in the simplest and perhaps unrealistic version of F -term [14, 15] or D -term [15, 16] hybrid inflation. The limit $p \rightarrow -\infty$ corresponds to an exponential potential, which may be generated by a kinetic term passing through zero [15] or by appropriate non-Einstein gravity (non-hybrid) inflation [9] (see also [17]).

The case $p \gtrsim 3$ also corresponds to Eq. (2.5). This case is attractive because it gives the potential a maximum, at which eternal inflation can take place to provide the initial condition for the subsequent slow roll [18, 19, 20]. As Eq. (2.5) is only supposed to be an approximation lasting for a sufficient number of e -folds, p need not be

¹ Models where instead the curvature perturbation is generated from the vacuum fluctuation of some curvaton-type field, including their status after WMAP year three, is considered elsewhere [3].

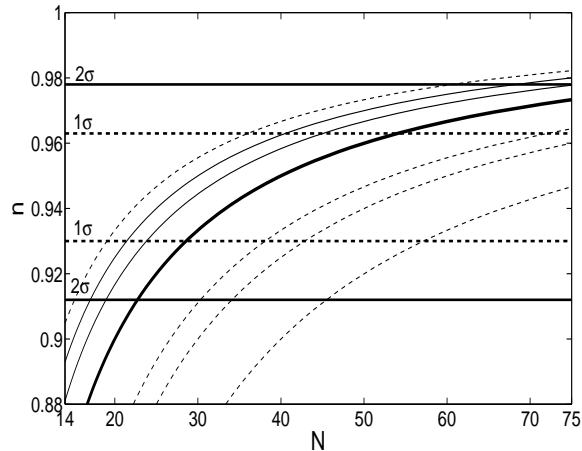


FIG. 1: The prediction (2.4) for different p . The bold full line is the limit $|p| \rightarrow \infty$. Above it from top down are the lines $p = 0, -2$ and -4 , and below it from bottom up are the lines $p = 3, 4$ and 5 . The observational bounds from [2] are indicated.

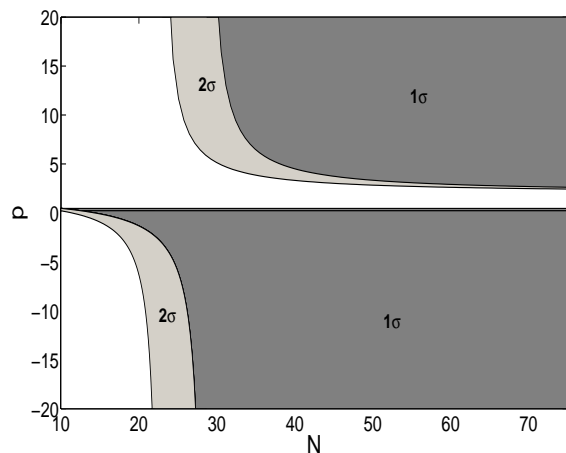


FIG. 2: The regions excluded by the observational bounds from [2], for the parameter p in the prediction (2.4).

an integer. The precise lower limit on p in order for the prediction (2.4) to hold is model-dependent, but it has to be well above $p = 2$. This case could correspond to non-hybrid model (New or Modular inflation, as for instance in [21, 22, 23, 24, 25, 26]). It could also correspond [20] to one of the $p \leq 0$ models, modified by the addition of a non-renormalizable term.

In Figure 1, the prediction (2.4) is shown against N for a few values of p . Very low values of N are forbidden though, as is seen clearly in Figure 2. With N in the reasonable range (1.1), the prediction $n(p)$ is shown in Figure 3, where we see that all values of p are just about allowed at the 2σ level.

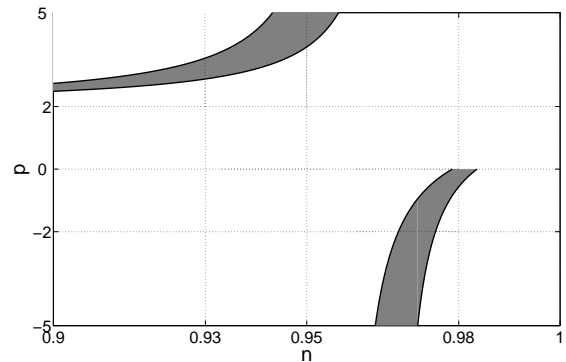


FIG. 3: The prediction (2.4) for $N = 54 \pm 7$.

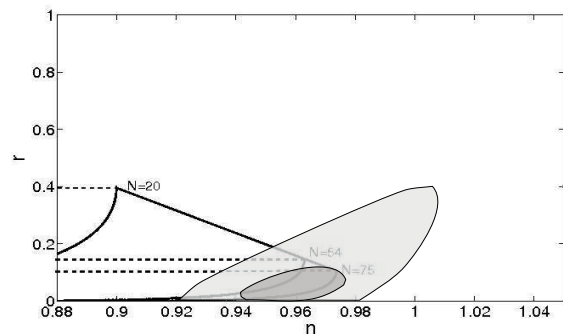


FIG. 4: The curved lines are the Natural Inflation predictions for $N = 20, N = 54$ and $N = 75$, and the horizontal lines are the corresponding multi-component Chaotic Inflation predictions. The junction of each pair of lines corresponds to single-component Chaotic Inflation. The regions allowed by observation with various assumptions are taken from [2].

B. Models ruled out

Although the observed negative spectral tilt allows a wide class of models, it excludes at 3σ level another class of models which seem to be equally well-motivated. These are models which make n indistinguishable from 1. If this exclusion holds up it will represent a very significant development. Speaking generally, it avoids the criticism that a tilt $n - 1 = 0$ might have had some simple explanation, overlooked so far, which has nothing to do with field theory or inflation.

Within the context of slow-roll inflation, the observed negative tilt rules out models with an extremely flat potential. An extremely flat potential may be expected in ordinary hybrid inflation models, defined in this context as those whose potential does not necessarily become steep towards the end of inflation. This is because an exceptional degree of flatness is already required, both to allow inflation and to convert the vacuum fluctuation

of the inflaton into a classical perturbation. And, given that situation, one has perhaps no right to expect that the departure from flatness will be big enough to observe.

This class of ordinary hybrid inflation models includes the original hybrid inflation model [27] with the potential

$$V \simeq V_0 + \frac{1}{2}m^2\phi^2, \quad (2.6)$$

inverted hybrid inflation [11] where m^2 is negative, and some models [15, 28, 29] designed to overcome the η problem (that a generic supergravity theory would give $|\eta| \gtrsim 1$).

Models with a very flat potential must have a very low inflation scale, in order to reproduce the observed spectrum $\mathcal{P}_\zeta = (5 \times 10^{-5})^2$ with the formula $\mathcal{P}_\zeta \simeq (V/\epsilon M_P^4)$. This makes it possible to identify the inflation scale with the scale of supersymmetry breaking in the vacuum. It may be of order 10^{10} GeV as in what the authors called Supernatural Inflation [30], or lower [31, 32].

Running Mass inflation [33, 34] modifies Supernatural Inflation by the addition of a one-loop correction to Supernatural Inflation. The idea is to use the loop correction to flatten a tree-level potential, which would otherwise be too steep for inflation. This gives a running spectral index $n(k)$ which can pass through 1 in a positive direction, and was marginally compatible with WMAP one-year data [35] since the latter allowed $n = 1$. Running mass inflation presumably is ruled out by the WMAP three year data, which allows $n(k)$ to pass through 1 only in the negative direction.

Finally, we note that negative spectral tilt obviously rules out models with significant positive spectral tilt. Such models include the potential (2.6), including Eq. (2.6) with big enough m , as well as inflation models (mostly hybrid) with potentials like $V_0(1 + \phi^p)$ with p positive [10, 36, 37] or negative [38]. Except for the quadratic potential, these models have the problem that the inflating part of the potential is limited making it unclear how inflation is supposed to start.

III. LARGE-FIELD MODELS

Large-field models allow an observable tensor fraction r . The single-component models are chaotic inflation

[39], the multi-component version of that [40, 41], and Natural Inflation [42]. The situation for these models is illustrated in Figure 4. (It shows the WMAP/SDSS constraint, but but it hardly changes if WMAP is combined with other data sets.) There is no dramatic change from the situation with earlier constraints derived from WMAP year-one.

The generic prediction for a chaotic inflation potential $V \propto \phi^\alpha$ is

$$r = \frac{4\alpha}{N} \quad (3.1)$$

$$n - 1 = 2\eta - 6\epsilon = -\frac{2 + \alpha}{2N}. \quad (3.2)$$

As pointed out already [2], the year-three WMAP data rule out rather firmly $\alpha \geq 4$. Interestingly enough, the allowed case $\alpha = 2$ is also the best-motivated one in the context of received ideas about field theory [43, 44, 45], because it is reproduced by a Natural Inflation potential with a large period.

IV. SUMMARY AND OUTLOOK

Over the last twenty-five years many field-theory models of inflation have been proposed. The WMAP year three results for the spectral index and tensor fraction rule out many of them. The remainder seem to be in three broad classes; large field models, small-field models giving the prediction (1.1) with $p \leq 0$, and small-field models giving the same prediction with $p \gtrsim 3$. Within a few years, the PLANCK result for n and the Clover result for r will almost certainly rule out at least two of these classes.

Acknowledgments

DHL is supported by PPARC grants PPA/G/S/2002/00098, PPA/G/O/2002/00469, PPA/Y/S/2002/00272, PPA/V/S/2003/00104 and EU grant MRTN-CT-2004-503369. LA thanks Lancaster University for the award of the studentship from Dowager Countess Eleanor Peel Trust.

-
- [1] L. Alabidi and D. H. Lyth, arXiv:astro-ph/0510441.
 - [2] D. N. Spergel *et al.*, arXiv:astro-ph/0603449.
 - [3] D. H. Lyth, arXiv:astro-ph/0602285v3.
 - [4] A. R. Liddle and S. M. Leach, Phys. Rev. D **68** (2003) 103503
 - [5] A. G. Sanchez *et al.*, arXiv:astro-ph/0507583.
 - [6] C. J. MacTavish *et al.*, arXiv:astro-ph/0507503.
 - [7] U. Seljak *et al.*, Phys. Rev. D **71** (2005) 103515
 - [8] A. R. Liddle and D. H. Lyth, Phys. Lett. B **291** (1992)

- 391
- [9] D. H. Lyth and A. Riotto, Phys. Rept. **314**, 1 (1999); A. R. Liddle and D. H. Lyth, *Cosmological Inflation and Large Scale Structure*, (CUP, Cambridge, 2000).
- [10] E. D. Stewart, Phys. Lett. B **345**, 414 (1995); G. Lazarides and C. Panagiotakopoulos, Phys. Rev. D **52** (1995) 559
- [11] D. H. Lyth and E. D. Stewart, Phys. Rev. D **54**, 7186 (1996)

- [12] J. Garcia-Bellido, Phys. Lett. B **418** (1998) 252
- [13] C. P. Burgess, J. M. Cline, H. Stoica and F. Quevedo, JHEP **0409** (2004) 033
- [14] E. J. Copeland, A. R. Liddle, D. H. Lyth, E. D. Stewart and D. Wands, Phys. Rev. D **49** (1994) 6410; G. R. Dvali, Q. Shafi and R. K. Schaefer, Phys. Rev. Lett. **73**, 1886 (1994)
- [15] E. D. Stewart, Phys. Rev. D **51** (1995) 6847
- [16] P. Binetruy and G. R. Dvali, Phys. Lett. B **388** (1996) 241; E. Halyo, Phys. Lett. B **387** (1996) 43.
- [17] J. P. Conlon and F. Quevedo, arXiv:hep-th/0509012.
- [18] P. J. Steinhardt, UPR-0198T, *Invited talk given at Nuffield Workshop on the Very Early Universe, Cambridge, England, Jun 21 - Jul 9, 1982*; A. D. Linde, Print-82-0554 (CAMBRIDGE); A. Vilenkin, Phys. Rev. D **27** (1983) 2848.
- [19] A. D. Linde, Phys. Lett. B **327** (1994) 208 A. Vilenkin, Phys. Rev. Lett. **72** (1994) 3137
- [20] L. Boubekeur and D. H. Lyth, JCAP **0507**, 010 (2005)
- [21] A. D. Linde, Phys. Lett. B **108**, 389 (1982); A. Albrecht and P. J. Steinhardt, Phys. Rev. Lett. **48**, 1220 (1982).
- [22] A. D. Linde, Phys. Lett. B **132** (1983) 317.
- [23] P. Binetruy and M. K. Gaillard, Phys. Rev. D **34** (1986) 3069; T. Banks, M. Berkooz, S. H. Shenker, G. W. Moore and P. J. Steinhardt, Phys. Rev. D **52** (1995) 3548.
- [24] Z. Lalak, G. G. Ross and S. Sarkar, arXiv:hep-th/0503178.
- [25] G. G. Ross and S. Sarkar, Nucl. Phys. B **461** (1996) 597 J. A. Adams, G. G. Ross and S. Sarkar, Phys. Lett. B **391**, 271 (1997)
- [26] J. J. Blanco-Pillado *et al.*, JHEP **0411** (2004) 063; J. J. Blanco-Pillado *et al.*, arXiv:hep-th/0603129.
- [27] A. D. Linde, Phys. Lett. B **259** (1991) 38.
- [28] E. J. Copeland, A. R. Liddle, D. H. Lyth, E. D. Stewart and D. Wands, Phys. Rev. D **49** (1994) 6410
- [29] M. K. Gaillard, D. H. Lyth and H. Murayama, Phys. Rev. D **58** (1998) 123505
- [30] L. Randall, M. Soljagic and A. H. Guth, Nucl. Phys. B **472** (1996) 377; M. Berkooz, M. Dine and T. Volansky, Phys. Rev. D **71** (2005) 103502.
- [31] M. Dine and A. Riotto, Phys. Rev. Lett. **79**, 2632 (1997) G. German, G. G. Ross and S. Sarkar, Nucl. Phys. B **608** (2001) 423
- [32] M. Bastero-Gil and S. F. King, Phys. Lett. B **423** (1998) 27
- [33] E. D. Stewart, Phys. Lett. B **391** (1997) 34; E. D. Stewart, Phys. Rev. D **56** (1997) 2019.
- [34] L. Covi and D. H. Lyth, Mon. Not. Roy. Astron. Soc. **326** (2001) 885.
- [35] L. Covi, D. H. Lyth and A. Melchiorri, Phys. Rev. D **67** (2003) 043507; L. Covi, D. H. Lyth, A. Melchiorri and C. J. Odman, Phys. Rev. D **70** (2004) 123521.
- [36] A. D. Linde, Phys. Rev. D **49** (1994) 748.
- [37] D. Roberts, A. R. Liddle and D. H. Lyth, Phys. Rev. D **51** (1995) 4122
- [38] W. H. Kinney and A. Riotto, Astropart. Phys. **10** (1999) 387
- [39] A. D. Linde, Phys. Lett. B **129** (1983) 177 .
- [40] A. A. Starobinsky, JETP Lett. **42** (1985) 152 [Pisma Zh. Eksp. Teor. Fiz. **42** (1985) 124].
- [41] S. Dimopoulos, S. Kachru, J. McGreevy and J. G. Wacker, arXiv:hep-th/0507205; R. Easther and L. McAllister, arXiv:hep-th/0512102.
- [42] Phys. Rev. Lett. **65** (1990) 3233; F. C. Adams, J. R. Bond, K. Freese, J. A. Frieman and A. V. Olinto, e structure, and constraints from COBE,” Phys. Rev. D **47** (1993) 426.
- [43] N. Arkani-Hamed, H. C. Cheng, P. Creminelli and L. Randall, Phys. Rev. Lett. **90**, 221302 (2003).
- [44] N. Arkani-Hamed, H. C. Cheng, P. Creminelli and L. Randall, JCAP **0307** (2003) 003.
- [45] J. E. Kim, H. P. Nilles and M. Peloso, JCAP **0501** (2005) 005.