

Constraining the MIT Bag Model of Quark Matter with Gravitational Wave Observations

Omar Benhar^{2,1}, Valeria Ferrari^{1,2}, Leonardo Gualtieri^{1,2}, Stefania Marassi^{1,2}

¹ *Dipartimento di Fisica “G. Marconi”,
Università degli Studi di Roma, “La Sapienza”,
P.le A. Moro 2, 00185 Roma, Italy*

² *INFN, Sezione Roma 1,
P.le A. Moro 2, 00185 Roma, Italy*

(Dated: February 7, 2020)

Most theoretical studies of strange stars are based on the MIT bag model of quark matter, whose main parameter, the bag constant B , is only loosely constrained by phenomenology. We discuss the possibility that detection of gravitational waves emitted by a compact star may provide information on both the nature of the source and the value of B . Our results show that the combined knowledge of the frequency of the emitted gravitational wave and of the mass or the radiation radius of the source allows one to discriminate between strange stars and neutron stars and set stringent bounds on the bag constants.

PACS numbers: PACS numbers: 04.30.-w, 04.30.Db, 97.60.Jd

What is the absolute ground state of matter? A definite answer to this fundamental question is still lacking. Following Bodmer’s seminal paper [1], in the 1980s Witten [2] suggested that matter consisting of degenerate up, down and strange quarks, called “strange” quark matter, might be bound and stable at zero temperature and pressure. This hypothesis, while not being directly verifiable in terrestrial laboratories, may be confirmed by the observation of “strange stars”, i.e. compact astrophysical objects entirely made of strange matter except, possibly, for a thin outer crust.

Theoretical studies of structural properties of quark stars, pioneered by Itho over three decades ago [3], have been booming after ROSAT discovered the isolated pulsar RXJ1856.5-3754 [4]. The data reported in Ref. [5] seemed in fact to indicate that its radiation radius should be in the range 3.8 – 8.2 km, so that the corresponding stellar radius would be far too small compared to that typical of neutron stars. The results of this analysis triggered a number of speculations on the nature of RXJ1856.5-3754, and it has been suggested that it may be a strange star, though this conclusion is still controversial [6, 7].

Whether quark stars do exist in nature is an open question, and the astrophysical scenario in which they may form is still poorly understood. For instance, it has been argued that, besides the standard gravitational collapse, strange stars may form in low-mass X-ray binaries when, due to accretion, matter in a neutron star core reaches sufficiently high densities to undergo a deconfinement phase transition to quark matter [8].

In this letter we discuss the possibility that detection of a gravitational signal emitted by a compact star, oscillating in its fundamental mode with frequency ν_f and damping time τ_f , will allow to determine whether the source is a neutron star or a strange star and constrain theoretical models of the quark matter equation of state (EOS).

Due to the complexity of the fundamental theory of strong interactions between quarks (Quantum Chromodynamics, or QCD), theoretical studies of strange stars are necessarily based on models. The most used is the MIT bag model [9], in which the two main elements of QCD, namely color confinement and asymptotic freedom, are implemented through the assumptions that: i) quarks occur in color neutral clusters confined to a finite region of space (the bag), the volume of which is limited by the pressure of the QCD vacuum (the bag constant B), and ii) residual interactions between quarks are weak, and can be treated in low order perturbation theory in the color coupling constant α_s .

The bag model parameters are the bag constant B , the quark masses m_f (the index $f = u, d, s$ labels the three active quark flavors. At the densities relevant to our work heavier quarks do not play a role) and the running coupling constant α_s , whose value at the energy scale μ can be obtained from the renormalization group relation

$$\alpha_s(\mu) = \frac{12\pi}{(33 - 2N_f) \ln(\mu^2/\Lambda_{QCD}^2)} . \quad (1)$$

In the above equation $N_f = 3$ denotes the number of active flavors, while Λ_{QCD} is the QCD scale parameter, whose value is constrained to the range 100 – 250 MeV/fm³ by high energy data (see, e.g., Ref. [10]). At the scale typical of the quark chemical potentials Eq. (1) yields

$$\alpha_s \in [0.4, 0.6] . \quad (2)$$

As quarks are not observable as individual particle, their masses are not directly measurable. However, they can be inferred from hadron properties, supplemented by theoretical calculations. According to the 2002 Edition of the Review of Particle Physics [11], the masses of up and down quarks do not exceed few MeV, and can therefore be safely neglected, while the mass of the strange quark

is much larger, its value being in the range

$$m_s \in [80, 155] \text{ MeV} . \quad (3)$$

The bag constant is subject to a much larger uncertainty. In early applications of the MIT bag model B , α_s and m_s were adjusted to fit the measured properties of light hadrons (spectra, magnetic moments and charge radii). This procedure leads to values of B that differ from one another by as much as a factor of ~ 6 , ranging from 57.5 MeV/fm^3 [12] to 351.7 MeV/fm^3 [13], while the corresponding values of α_s turn out to be close to or even larger than unity [14]. Moreover, the strange quark masses resulting from these analyses are typically much larger than the upper limit given by Eq. (3).

Using the parameters determined from fits to light hadron spectra to describe bulk quark matter is questionable, as these spectra are known to be strongly affected by the details of the bag wave-functions, as well as by spurious contributions arising from the center of mass motion.

Lattice calculations, even though necessarily carried out at finite temperature, provide useful complementary information on the value of the bag constant. For example, the results of the study of color deconfinement in $SU(2)$ Yang - Mills matter of Ref. [15] are in good agreement with those provided by the MIT bag model for $B \approx 200 \text{ MeV/fm}^3$.

The requirement that strange quark matter be absolutely stable at zero temperature and pressure implies that B cannot exceed the maximum value $B_{max} \approx 95 \text{ MeV/fm}^3$ [16]. However, this upper limit is confronted with the experimental fact that no signal of the deconfinement transition has been detected in heavy ion collisions at energies up to $\sim 200 \text{ MeV/A}$ [17], suggesting that B should be larger than $\sim 120 - 150 \text{ MeV/fm}^3$.

Due to the uncertainties associated with both theoretical calculations and the analysis of experimental data, it appears that none of the above constraints can be regarded as truly compelling, and the whole range

$$B \in [57, 350] \text{ MeV/fm}^3 \quad (4)$$

should be investigated.

In view of the above considerations, it is interesting to explore the possibility of extracting additional constraints from quark star observations. For instance, if a very compact object would be observed that could be identified as a quark star, the fundamental question about the absolute ground state of matter may find an answer and, in addition, we may be able to reduce the uncertainty on the parameters of the MIT bag model.

Suppose that a gravitational signal is detected, which is emitted by a compact object oscillating in its fundamental mode, i.e. the mode which is known to be the most efficient as far as gravitational radiation is concerned [18]. We do not know whether the source is a neutron star or a strange star.

The spectral analysis of the detected signal should allow the identification of the frequency of that mode, ν_f ,

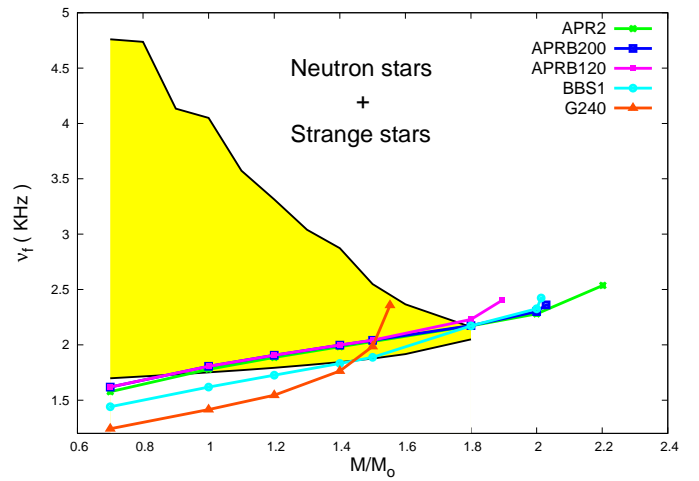


FIG. 1: (Color online) The frequency of the fundamental mode is plotted as a function of the mass of the star, for neutron stars described by the EOS employed in Ref. [19] and indicated with the same labels (APR2, APRB200, APRB120, BBS1, G240) and for strange stars. The shaded region covers the range of parameters of the MIT bag model considered in this paper, i.e. $\alpha_s \in [0.4, 0.6]$, $m_s \in [80, 155] \text{ MeV}$ and $B \in [57, 350] \text{ MeV/fm}^3$.

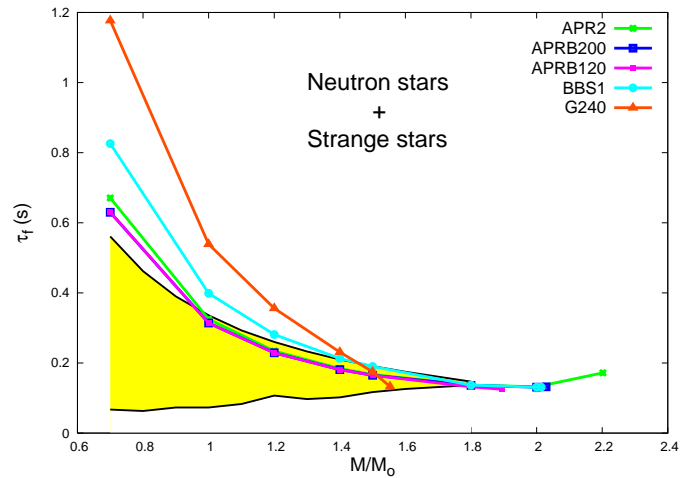


FIG. 2: (Color online) The damping time of the fundamental mode is plotted as a function of the mass of the star, as in Fig. 1, for neutron stars and for strange stars (shaded region).

and possibly of the damping time, τ_f . Indeed, since the damping times are of the order of a fraction of second, the mode excitation would correspond to a sharp peak in the energy spectrum.

The questions we want to address in this paper are the following:

- Does the knowledge of ν_f (and/or of τ_f) allow one to say anything about the nature of the source ?
- Assuming that we can establish the star is a strange

star, would these data allow one to set constraints on the parameters of the MIT bag model ?

To answer these questions, we compute frequency and damping time of the fundamental mode of strange stars, letting the parameters of the bag model vary in the range indicated by Eqs. (2), (3) and (4) and considering masses in the range $[0.7 M_\odot, M_{max}]$, where M_{max} is the maximum mass allowed by each choice of the model parameters. We consider bare stars without a crust, as the presence of a crust does not affect the fundamental mode frequency in a significant way.

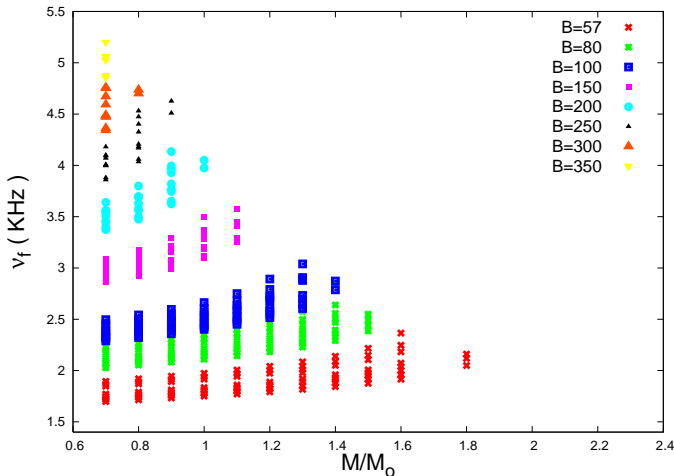


FIG. 3: (Color online) The fundamental mode frequency ν_f is plotted versus the gravitational mass, M , for different values of the bag constant and α_s and m_s varying in the range indicated by Eqs. (2) and (3).

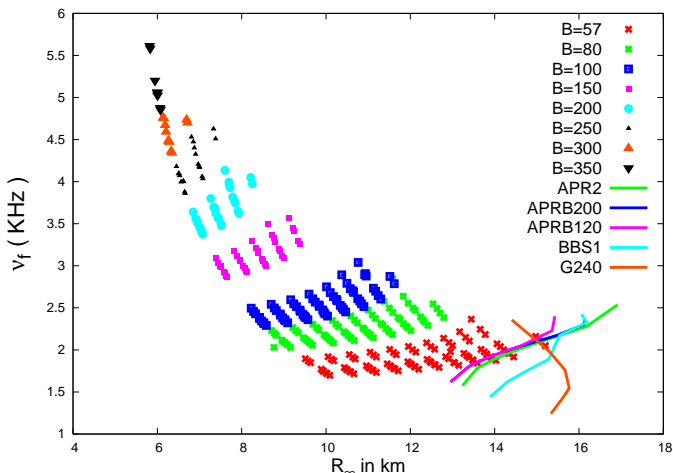


FIG. 4: (Color online) ν_f is plotted versus the radiation radius, R_∞ , for different values of the bag constant and α_s and m_s varying in the range indicated by Eqs. (2) and (3). The continuous lines refer to the values of ν_f for the neutron star models considered in [19].

We compare these frequencies with those computed in Ref. [19] for neutron stars, using a set of modern EOS to describe matter at supranuclear densities. These EOS are obtained within non relativistic nuclear many-body theory and relativistic mean field theory, that model hadronic interactions in different ways, leading to different composition and dynamics.

The results of this comparison are shown in Figs. 1 and 2, where we plot ν_f and the corresponding damping time τ_f , respectively, versus the mass of the star. In both figures the shaded region refers to all values of ν_f and τ_f allowed for strange stars, assuming that the parameters of the bag model vary in the selected range. Continuous lines refer to the values of ν_f and τ_f computed for neutron stars in [19]. Figure 1 shows that:

- strange stars cannot emit gravitational waves with $\nu_f \lesssim 1.7$ kHz for any values of the mass in the range we consider;
- for masses lower than $1.8 M_\odot$, above which no stable strange star can exist for the selected parameter range, there is a small range of frequency where neutron stars are indistinguishable from strange stars. However, there is a large frequency region where only strange stars can emit. For instance if $M = 1.2 M_\odot$, a signal with $\nu_f \gtrsim 1.9$ kHz would belong to a strange star;
- even if we do not know the mass of the star (as it is often the case for isolated pulsars) the knowledge of ν_f allows to gain information about the source nature; indeed, if $\nu_f \gtrsim 2.2$ kHz we can reasonably assume that the signal is emitted by a strange star.

Figure 2 contains a complementary information: for strange stars τ_f is in general smaller than for neutron stars.

Thus, the next question is: assuming that we know the signal has been emitted by a strange star, can we constrain in some way the parameters of the MIT bag model ? In Fig. 3 we show to what extent this is possible. We plot the values of ν_f allowed for strange stars versus the stellar mass, indicating with the same symbol the points that belong to the same value of the bag constant B . From this picture we see that for a given mass the mode frequency increases with B , and that, knowing M and ν_f we would be able to set constraints on B much more stringent than those provided by the available experimental data.

Similar information can be derived by the simultaneous knowledge of ν_f and the radiation radius

$$R_\infty = \frac{R}{\sqrt{1 - 2M/R}}.$$

In Fig. 4 we plot ν_f as in Fig. 3, but versus R_∞ . In addition we plot as continuous lines the values of ν_f for the neutron star models considered in [19]. The figure shows that radiation radii smaller than $\simeq 13$ km should

be attributed to strange stars, whereas if $13 \lesssim R_\infty \lesssim 15.5$ Km the star can either be a strange or a neutron star. Higher values of R_∞ can only belong to neutron stars. Figure 4 further shows that the knowledge of ν_f constrains the value of B .

The problem whether quark stars can be discriminated from neutron stars using gravitational waves, which we discuss in this letter, has already been considered in two recent papers [20, 21]. In [20] ν_f and τ_f are computed for strange star models obtained within the MIT bag model assuming massless quarks and for only two values of B , i.e. $B = 75$ and 137 MeV/fm³. In [21] the authors plot the values of ν_f and τ_f versus the radiation radius for the following values of the parameters: $\alpha_s = 0.6$, $m_s = 0, 150$ and 300 MeV, and $B = 57$ and 209 MeV/fm³. These values of the parameters and the star central density were

chosen to fit R_∞ within the range $3.8\text{--}8.2$ Km. However, this choice implies very small values of the stellar mass (ranging from ~ 0.05 to $\sim 0.5 M_\odot$) which are hard to explain within current evolutionary scenarios for neutron stars formation. As a consequence, they obtain values of ν_f larger than ~ 9 kHz, much higher than those we consider.

In conclusion, our results show that the detection of a signal emitted by a compact star pulsating in its fundamental mode, combined with a complementary information on the stellar mass or the radiation radius, would allow one to discriminate between neutron stars and strange stars, and constrain the bag constant to a range much smaller than that provided by the available data from terrestrial experiments.

-
- [1] A.R. Bodmer, Phys. Rev. D **4**, 1601, (1971).
 - [2] E. Witten, Phys. Rev. D **30**, 272, (1984).
 - [3] N. Itoh, Prog. Teor. Phys. **44**, 291, (1970)
 - [4] F.M. Walter, S.J. Wolk and R. Neuhäuser, Nature **379**, 233 (1996).
 - [5] J.J. Drake et al. Ap. J. **572**, 996 (2002)
 - [6] R. Turolla, S. Zane, J.J. Drake, Ap. J. **603**, 265 (2004)
 - [7] J.E. Trümper, V. Burwitz, F. Haberl and V.E. Zavlin, Nucl. Phys. B (Proc. Suppl.) **132**, 560 (2004).
 - [8] K. S. Cheng, Z. G. Dai, Phys. Rev. Lett. **77**, 1210, (1996).
 - [9] A. Chodos, R.L. Jaffe, K. Johnson, C.B. Thorne and V.F. Weiskopf, Phys. Rev. D **9**, 3471 (1974).
 - [10] R.K. Ellis, W.J. Stirling, and B.R. Webber, *QCD and Collider Physics* (Cambridge University Press, Cambridge, 1996)
 - [11] Particle Data Group (K. Hagiwara, *et al*), Phys. Rev. D **66**, 1 (2002).
 - [12] T. De Grand, R.L. Jaffe, K. Johnson and J. Kiskis, Phys. Rev. D **12**, 2060 (1975).
 - [13] C.E. Carlson, T.H. Hansson and C. Peterson, Phys. Rev. D **27**, 1556 (1983).
 - [14] The results of explicit calculations show that first order perturbative corrections in α_s only make sense for $\alpha_s \ll \pi/2$.
 - [15] H. Satz, Phys. Lett. **113B**, 245 (1982).
 - [16] E. Farhi and R.L. Jaffe, Phys. Rev. D **30**, 2379 (1984).
 - [17] P. Danielewicz, R. Lacey and W.G. Lynch, Science **289**, 1592 (2002).
 - [18] G. Allen, N. Andersson, K.D. Kokkotas and B.F. Schutz, Phys. Rev. D **58**, 124012 (1998).
 - [19] O. Benhar, V. Ferrari, L. Gualtieri, Phys. Rev. D **70**, 124015, (2004)
 - [20] Y. Kojima, K. Sakata, Prog. Teor. Phys. **108**, 801, (2002)
 - [21] H. Sotani, K. Kori, T. Harada, Phys. Rev. D **69**, 084008, (2004)