

# The properties of extragalactic radio sources selected at 20 GHz

Elaine M. Sadler<sup>1</sup>, Roberto Ricci<sup>2</sup>, Ronald D. Ekers<sup>2</sup>, J.A. Ekers<sup>2</sup>, Paul J. Hancock<sup>1</sup>, Carole A. Jackson<sup>2</sup>, Michael J. Kesteven<sup>2</sup>, Tara Murphy<sup>1</sup>, Chris Phillips<sup>2</sup>, Robert F. Reinfrank<sup>3</sup>, Lister Staveley-Smith<sup>2</sup>, Ravi Subrahmanyan<sup>2</sup>, Mark A. Walker<sup>1,2,4</sup>, Warwick E. Wilson<sup>2</sup>, Gianfranco De Zotti<sup>5,6</sup>

<sup>1</sup>*School of Physics, University of Sydney, NSW 2006, Australia*

<sup>2</sup>*Australia Telescope National Facility, CSIRO, P.O. Box 76, Epping, NSW 1710, Australia*

<sup>3</sup>*Department of Physics and Mathematical Physics, University of Adelaide, Adelaide, SA 5005, Australia*

<sup>4</sup>*MAW Technology Pty Ltd, 3/22 Cliff St., Manly 2095, Australia*

<sup>5</sup>*SISSA/ISAS, Via Beirut 2-4, I-34014 Trieste, Italy*

<sup>6</sup>*INAF, Osservatorio Astronomico di Padova, Vicolo dell'Osservatorio 5, I-35122 Padova, Italy*

16 March 2006

## ABSTRACT

We present some first results on the variability, polarization and general properties of a flux-limited sample of radio sources selected at 20 GHz, the highest frequency at which a sensitive radio survey has been carried out over a large area of sky. Sources with flux densities above 100 mJy in the ATCA 20 GHz Pilot Survey were observed at up to three epochs during 2002–4, including near-simultaneous flux measurements at 4.8, 8.6 and 18 GHz in late 2003. Of the 173 sources in our sample, 65% are identified with candidate QSOs, BL Lac objects or blazars, 20% with galaxies and 15% with faint ( $b_J > 22$  mag) optical objects or blank fields.

On a 1–2 year timescale, the general level of variability at 20 GHz appears to be low. For the 108 sources with good-quality measurements in both 2003 and 2004, the median variability index at 20 GHz over this one-year timescale was 6.9% and only five sources varied by more than 30% in flux density.

Most sources selected at 20 GHz have low levels of linear polarization (typically 1–5%). The median fractional polarization at 20 GHz for sources in our sample is 2.3%, and there is a trend for fainter 20 GHz sources to show higher levels of polarization.

At least 40% of sources selected at 20 GHz show strong spectral curvature over the frequency range 1–20 GHz. We use a radio ‘two-colour diagram’ to characterize the radio spectra of our sample, and confirm that the radio-source population at 20 GHz cannot be reliably predicted by extrapolating the results of surveys at lower frequencies. In particular, direct selection at 20 GHz appears to be a more efficient way of identifying 90 GHz phase calibrators for ALMA than the currently-proposed technique of extrapolation from all-sky surveys at 1–5 GHz.

**Key words:** surveys — cosmic microwave background — galaxies: radio continuum — galaxies: active — radio continuum: general

## 1 INTRODUCTION

Most all-sky radio imaging surveys have been carried out at frequencies of 1.4 GHz or below, where the long-term variability of the radio-source population is generally low. The catalogued flux densities measured by such surveys can therefore continue to be used with a high level of confidence for many years after the survey was made.

It is not clear to what extent this is true for radio surveys carried out at higher frequencies, where the source population becomes increasingly dominated by compact, flat-spectrum sources which may be variable on timescales of a few years. We are currently carrying out a sensitive all-sky radio survey at 20 GHz using the Australia Telescope Compact Array (ATCA) with a wide-band analogue corre-

lator (see Ricci et al. 2004a for an outline of the pilot study for this survey). We have therefore begun an investigation of the long-term variability of radio sources selected at 20 GHz (and hence the long-term stability of our source catalogue).

There is little information to guide us in what to expect. Only a few studies of radio-source variability have been carried out at frequencies above 5 GHz and these have generally targeted sources which were either known to be variable at lower frequencies, or were selected to have flat or rising radio spectra at frequencies below about 5 GHz. Such objects may not be typical of the 20 GHz source population as a whole.

The full AT 20 GHz (AT20G) survey, using the whole 8 GHz bandwidth of the analogue correlator and coherently combining all three interferometer baselines, began in late 2004 and has a detection limit of 40–50 mJy at 20 GHz, i.e. about a factor of two fainter than the sources discussed here. It will eventually cover the entire southern sky from declination  $0^\circ$  to  $-90^\circ$ .

Our reasons for carrying out a Pilot Survey in advance of the full AT20G survey were to characterize the high-frequency radio-source population, and to optimize the observational techniques used in the two-step survey process (i.e. fast scans of large areas of sky with a wide-band analogue correlator, followed by snapshot imaging of candidate detections) to maximize the completeness, reliability and uniformity of the final AT20G catalogue. Because of the slightly different observational techniques used in 2002, 2003 and 2004, the Pilot Survey data are not as complete or uniform as the AT20G data are intended to be. The Pilot Survey nevertheless provides an important first look at the faint radio-source population at 20 GHz. Since corrections for extragalactic foreground confusion will be critical for next-generation CMB surveys, a better knowledge of the properties of high-frequency radio sources (and especially their polarization and variability) is particularly desirable.

This paper presents an analysis of the radio-source population down to a limiting flux density of about 100 mJy at 20 GHz, based on observations in the declination zone  $-60^\circ$  to  $-70^\circ$  scanned by the AT 20 GHz Pilot Survey in 2002 and 2003. Our aim is to provide some first answers to the following questions:

- How does the radio-source population at 20 GHz relate to the ‘flat-spectrum’ and ‘steep-spectrum’ populations identified at lower frequencies?
- What fraction of radio sources selected at 20 GHz are variable on timescales of a few years, and how stable in time is a 20 GHz source catalogue?
- What are the polarization properties of radio continuum sources selected at 20 GHz?

## 2 OBSERVATIONS

### 2.1 The ATCA wide-band correlator and the AT 18 GHz Pilot Survey

An analogue correlator with 8 GHz bandwidth (Roberts et al. 2006), originally developed for the Taiwanese CMB instrument AMiBA (Lo et al. 2001) is currently being used at the Australia Telescope Compact Array (ATCA) to carry out a radio continuum survey of the entire southern sky at 20 GHz. The wide bandwidth of this correlator, combined

| Date           | $N_{\text{ant}}$ | $\nu_{\text{cen}}$<br>(GHz) | Bandwidth<br>(GHz) | Baselines<br>(m) |
|----------------|------------------|-----------------------------|--------------------|------------------|
| 2002 Sep 13–17 | 2                | 18                          | 3.4                | 30               |
| 2003 Oct 9–16  | 3                | 17.6, 20.4                  | 6–7                | 30, 30, 60       |

**Table 1.** Log of ATCA fast-scanning observations with the wide-band analogue correlator in the declination zone  $-60^\circ$  to  $-70^\circ$ .  $N_{\text{ant}}$  is the number of antennas used for each scanning session.

| Date           | ATCA<br>config. | Obs. Freq.<br>(GHz)    | $N_{\text{ant}}$ |
|----------------|-----------------|------------------------|------------------|
| 2002 Oct 8–12  | H168B           | 17.2, 18.8             | 3                |
| 2003 Nov 3–6   | H214            | 17.0, 19.0, 21.0, 23.0 | 5                |
| 2003 Nov 8–10  | 1.5D            | 4.8, 8.6               | 5                |
| 2004 Oct 21–28 | H214            | 19.0, 21.0             | 5                |

**Table 2.** Log of follow-up ATCA imaging observations of sources detected in the scanning survey at 20 GHz.  $N_{\text{ant}}$  shows the number of antennas equipped with 12 mm receivers for each observing session. The angular resolution of the follow-up images is typically 8 arcsec at 4.8 GHz, 4 arcsec at 8.6 GHz and 15 arcsec at 20 GHz.

with the fast scanning speed of the ATCA, makes it possible to scan large areas of sky at high sensitivity despite the small (2.3 arcmin) field of view at 20 GHz. Since delay tracking cannot be performed with this wideband analogue correlator, all scanning observations are carried out on the meridian (where the delay for an east–west interferometer is zero).

The fast-scanning survey measures approximate positions and flux densities for all candidate sources above the detection threshold of the survey. Follow-up 20 GHz imaging of these candidate detections is then carried out a few weeks later, using the ATCA in a hybrid configuration with its standard (delay-tracking) digital correlator. These follow-up images allow us to confirm detections, and to measure accurate positions and flux densities for the detected sources. Finally, the confirmed sources are also imaged at 5 and 8 GHz to measure their radio spectra, polarisation and angular size.

### 2.2 Observations in the $-60^\circ$ to $-70^\circ$ declination zone

Tables 1 and 2 summarize the telescope and correlator configurations used for the observations discussed in this paper. There are three main data sets:

(i) The ATCA 18 GHz Pilot Study observations made in 2002 and published by Ricci et al. (2004a). These are briefly described in §2.4 below.

(ii) Data from a resurvey of the same declination zone at 20 GHz in 2003, together with near-simultaneous observations at 4.8 and 8.6 GHz of those sources which were confirmed in follow-up images at 18 GHz (see §2.5).

(iii) 20 GHz images made in 2004 of sources detected at 18 GHz in 2002 and/or 2003, as part of a program to monitor the long-term variability of the Pilot Study sources (§2.6).

Although our ATCA 20 GHz pilot survey covered the whole sky between declinations  $-60^\circ$  to  $-70^\circ$ , only sources with Galactic latitude  $|b| > 10^\circ$  are discussed in this paper. While the source population at  $2 < |b| < 10^\circ$  is also dominated by extragalactic objects, it is very difficult to make optical identifications of radio sources close to the Galactic plane because of the high density of foreground stars. Since one aim of this study is to examine the optical properties of high-frequency radio sources, we therefore chose to exclude the small number of extragalactic sources which lay within ten degrees of the Galactic plane, or within 5.5 degrees of the centre of the Large Magellanic Cloud.

### 2.3 The flux density scale of the ATCA at 20 GHz

At centimetre wavelengths, the ATCA primary flux calibrator is the radio galaxy PKS134–638 (Reynolds 1994). Planets have traditionally been used to set the flux density scale in the 12 mm (18–25 GHz) band, and the planets Mars and Jupiter were used as primary flux calibrators during the first two years of operation of the ATCA 12mm receivers in 2002–3. However, the use of planets to set the flux density scale has some significant disadvantages (Sault 2003):

- Their angular size (4–25 arcsec for Mars and 30–48 arcsec for Jupiter) means that they can be resolved out at 20 GHz on baselines greater than a few hundred metres.
- Their (northern) location on the ecliptic means that they are visible above the horizon for a much shorter time than a southern source like PKS134–38, and shadowing of northern sources can also be a problem in some compact ATCA configurations.

PKS134–638 was monitored regularly in the 12 mm band over a six-month period in 2003, using Mars as primary flux calibrator (Sault 2003). These observations showed that the flux density of PKS134–638 remained constant at 20 GHz, so that it is suitable for use as a flux calibrator at these high frequencies. From 2004, therefore, PKS134–638 was used as the primary flux ATCA calibrator at 20 GHz, whereas Mars was used in our 2002 and 2003 observations.

### 2.4 2002 observations

#### 2.4.1 Scanning observations

The first observations of the declination strip  $-60^\circ$  to  $-70^\circ$  were made by Ricci et al. (2004a). Using a single analogue correlator with 3 GHz bandwidth and two ATCA antennas on a single 30 m baseline, they detected 123 extragalactic ( $|b| > 5^\circ$ ) sources at 18 GHz above a limiting flux density of 100 mJy. The 2002 observations did not completely cover the whole  $-60^\circ$  to  $-70^\circ$  declination strip because of technical problems which interrupted some of the fast scanning runs. Figure 4 of Ricci et al. (2004a) shows the 2002 sky coverage and the missing regions, which are mainly in the RA range 5–8 h. The declination  $-60^\circ$  to  $-70^\circ$  strip was therefore reobserved at 22 GHz in 2003, and full coverage

was then achieved. The region overlapped by the 2002 and 2003 observations gives a useful test of the completeness of the scanning survey technique, as discussed in §4.

#### 2.4.2 Follow-up imaging and flux-density errors

Follow-up synthesis imaging of the candidate sources detected in the 2002 scans was carried out at 18 GHz with the ATCA as described by Ricci et al. (2004a). It is important to note that, because the candidate source positions obtained from the wideband scans in 2002 were typically accurate to  $\sim 1$  arcmin, and the primary beam of the ATCA antennas at 20 GHz is only  $\sim 2.3$  arcmin, about 30% of the sources detected in the follow-up images were offset by 80 arcsec or more from the pointing centre, and so required large (more than a factor of two) corrections to their observed flux densities to correct for the attenuation of the primary beam. These corrections were made by Ricci et al. (2004a), but were not explicitly discussed in their paper. It has subsequently become clear that uncertainties in the primary beam correction at very large offsets from the field centre can sometimes introduce large systematic errors into the observed fluxes. For this reason, we now regard the 18 GHz flux density measurements listed by Ricci et al. (2004a) as unreliable for sources observed at more than 80 arcsec from the imaging field centre. For follow-up imaging in 2003 and subsequent years, sources more than 80 arcsec from the imaging field centre were re-observed at the correct position whenever possible.

### 2.5 2003 observations

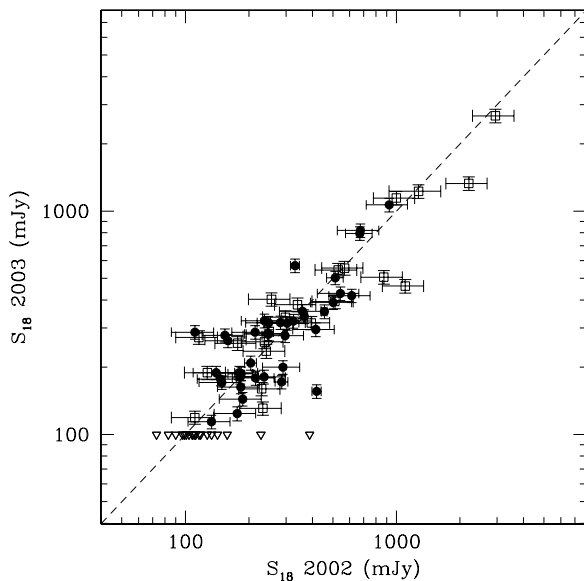
#### 2.5.1 Scanning observations

In 2003, we used three analogue correlators and three ATCA antennas, giving us three independent baselines (of 30, 30 and 60 m). The correlators also had a new design with the potential for 8 GHz operation (Roberts et al. 2006). The 2003 fast scans were carried out using three ATCA antennas separated by 30 m on an east–west baseline, and scanned in a trellis pattern at  $15 \text{ deg min}^{-1}$  with 11-degree scans from declination  $-59.5^\circ$  to  $-70.5^\circ$ , interleaved with 2.3 arcmin separation and sampled at 54 ms.

The system temperature was continually monitored at 17.6 and 20.4 GHz and periods with high sky noise (i.e. due to clouds or rain) were flagged out and repeated later. Calibration sources were observed approximately once per day by tracking them through transit ( $\pm 5$  min).

Due to an unforeseen problem matching the wideband receiver output to the fibre modulator, there was a 15 db slope across the bandpass. When we transformed the 16 lag channels observed into 8 complex frequency channels, the resulting bandpass was uncalibratable and unphysical. This occurred because we had an analogue correlator and there is no exact Fourier Transform relation between delay and frequency (Harris & Zmuidzinas 2001).

The actual bandpass was measured by taking the Fourier Transform of the time sequence obtained while tracking a calibrator source through transit. In this case we have a physical delay which changes as the earth rotates and we can get a sensible bandpass. In the end only two channels were usable, giving a total band width of 3 GHz.



**Figure 1.** Comparison of the 18 GHz flux densities measured in 2002 and 2003 for sources detected independently in the scanning process. Sources which were detected in 2002 but not recovered in 2003 are shown as open triangles with a flux density limit of 100 mJy for 2003. As discussed in the text, the error bars on the 2002 flux density measurements are significantly larger than for 2003. Open squares show sources with offsets of more than 80 arcsec from the imaging field centre in the 2002 data.

It was also impractical to make a phase calibration of the three interferometers with this data. As a result the sensitivity in 2003 was only marginally better than that in 2002, and overlapping scans could not be combined coherently.

To extract a candidate source list from the 2003 raster scans, the correlator delays were cross-matched with the template delay pattern of a strong calibrator. The correlator coefficient for each time stamp along the scans was recorded, and values from overlapping scans were incoherently combined to form images in 12 equal-area zenithal projection maps (each two hours wide in right ascension). The source finding algorithm *imsad* implemented in Miriad was used to extract candidate sources above a  $5\sigma$  threshold.

#### 2.5.2 Follow-up imaging

A list of 1350 candidate sources detected in the scanning survey was observed at 17, 19, 21 and 23 GHz as noted in Table 2. As in 2002, the planet Mars was used as the primary flux calibrator. In the 2003 follow-up imaging, the data were reduced as the observations progressed, and sources which were more than 80 arcsec from the imaging centre were reobserved if possible. This significantly improved the accuracy of the flux density measurements for the 2003 images compared to those made in 2002, as can be seen in Figure 1.

Images of each follow-up field were made at 18 and 22 GHz using the multi-frequency synthesis (MFS) technique (Conway et al. 1990; Sault & Wieringa 1994). Since the signal-to-noise ratio in the 18 GHz band was significantly higher than at 22 GHz, we used only the 18 GHz data

in our subsequent analysis. The median rms noise in the follow-up images was 1.5 mJy/beam at 18 GHz, and sources stronger than five times the rms noise level (estimated from the Stokes-V images) were considered to be genuine detections. The 364 sources with confirmed detections at 18 GHz (including some Galactic plane sources) were imaged at 5 and 8.6 GHz in November 2003. The total integration time for these follow-up images was 80 s (2 cuts) at 17–19 and 21–23 GHz, and 180 s (6 cuts) at 5 and 8 GHz.

## 2.6 2004 observations

A sample of 200 sources detected at 18 GHz in 2002 and/or 2003 was re-imaged on 22 October 2004 in a series of targeted observations at 19 and 21 GHz, using the ATCA hybrid configuration H214. All these imaging observations were centred at the source position measured in 2002/3, so that positional offsets from the imaging field centre were negligible. The 19 and 21 GHz data were combined to produce a single 20 GHz image of each target source. The total integration time at 20 GHz was 240 s (2 cuts), and the median rms noise in the final images was 0.7 mJy rms.

## 3 DATA REDUCTION AND SOURCE-FITTING

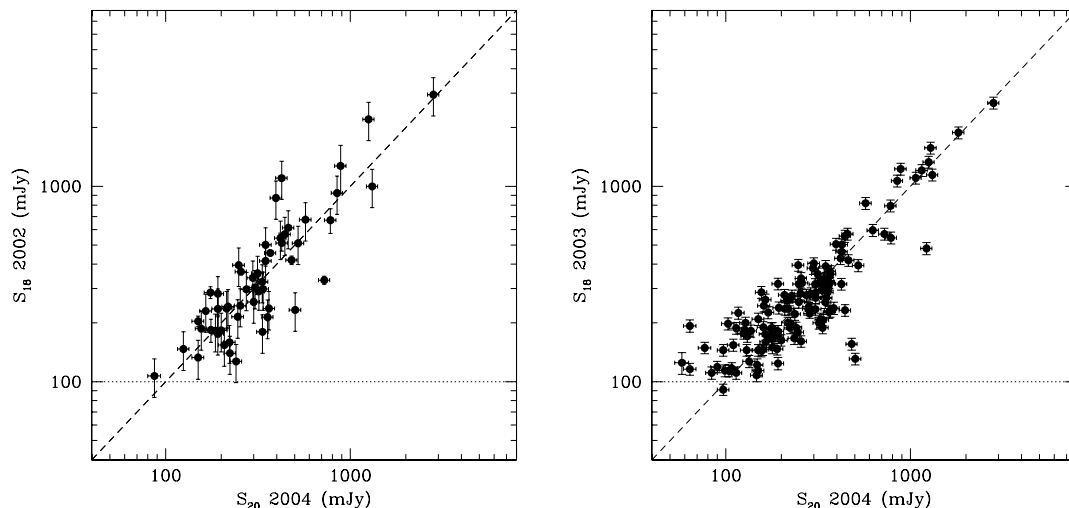
### 3.1 Reduction of the follow-up images

For the 2003 data, deconvolved images of the confirmed sources were made at 5, 8 and 18 GHz and positions and peak flux densities were measured using the Miriad task *maxfit*, which is optimum for a point source. We also used the Miriad task *imfit* to measure the integrated flux density and angular extent of extended sources. Where necessary, the fitted flux densities were then corrected for the primary beam attenuation at frequencies between 17 and 23 GHz based on a polynomial model of the Compact Array antenna pattern.

Positional errors were estimated by quadratically adding a systematic term and a noise term: the systematic term was assessed by cross-matching the 18 GHz source positions with the Ma et al. (1998) International Coordinate Reference Frame (ICRF) source positions; the noise term is calculated from the synthesized beam size divided by the flux S/N. The median position errors are 1.3 arcsec in right ascension and 0.6 arcsec in declination.

To estimate the flux density errors, we quadratically added the rms noise from V-Stokes images to a multiplicative gain error estimated from the scatter between snapshot observations of the strongest sources. The median percentage gain errors were 2% at 5 and 8 GHz, and 5% at 18 GHz.

For the 2004 data, the 19 and 21 GHz visibilities were amplitude and phase calibrated in Miriad. As noted in §2.3, PKS B 1934-638 was used as the primary flux calibrator. The calibrated visibilities were combined to form 20 GHz images using the MFS technique and peak fluxes were worked out using the Miriad task *maxfit*. Position and flux errors were determined in the same way as for the 2003 data.



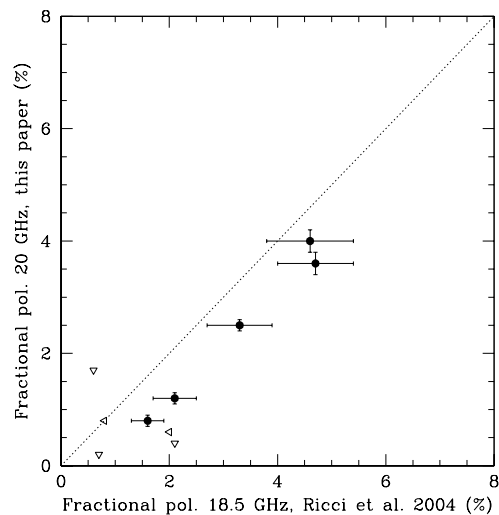
**Figure 2.** Comparison of 18 GHz flux densities measured in 2002 and 2003 with 20 GHz flux densities measured in 2004. The horizontal dotted line shows the sensitivity limit of the 2002 and 2003 surveys.

### 3.2 Polarization measurements

As all four Stokes parameters were available, linear polarization measurements were carried out on the 2003 and 2004 data. Q-Stokes, U-Stokes, and polarised flux  $P = \sqrt{Q^2 + U^2}$  were calculated at the peak of the total intensity emission at 20 GHz. The rms in the V-Stokes image for each source was used as an estimate of the noise in U and Q. This error estimate is then used to correct to first order for the Rician bias in P (Leahy 1989) and to set the  $3\sigma$  lower limit on P. Note that this estimate corresponds to the integrated polarization for unresolved sources but is only the polarization at the peak in I for resolved sources. Since over 95% of the sources in our sample are unresolved at 20 GHz (see §3.4), this is not a serious problem.

Although the measurements of fractional linear polarization made in 2003 and 2004 were in good general agreement, the 2004 measurements had lower error bars and detected fractional polarizations as low as 1–2%, whereas the 2003 measurements detected only the most highly-polarized sources with typical fractional polarizations of 4–5% or higher. We therefore use only the 2004 data in the analysis in §8.2 of this paper. A more detailed analysis of extended sources, and of the linear polarized flux and position angle at 5, 8 and 20 GHz will be presented in a later paper.

Figure 3 compares our measurements of fractional linear polarization with those made by Ricci et al. (2004b) at 18.5 GHz for objects in common. We find a systematic difference of about 1% in the two data sets, and have investigated this in consultation with authors of the Ricci et al. paper. We find that the Ricci et al. (2004b) polarization values are about 1% too high because these observers used a triple correlation method to measure polarized flux (poor phase stability during their run meant that they were not able to produce calibrated images) and did not remove the polarization bias from their data. We estimate that the polarization bias in the Ricci et al. data contributes roughly 10 mJy of spurious flux to their polarization measurements. Since their sources have typical 18 GHz flux densities of  $\sim 1$  Jy, this corresponds to a  $\sim 1\%$  increase in the measured fractional polarization compared to the true value.



**Figure 3.** Comparison of the fractional linear polarization measured at 20 GHz in this paper with the value measured at 18.5 GHz by Ricci et al. (2004b) for sources in common. Filled circles show objects with polarization detected in both studies, and open triangles show upper limits.

### 3.3 The combined 20 GHz sample 2002–2004

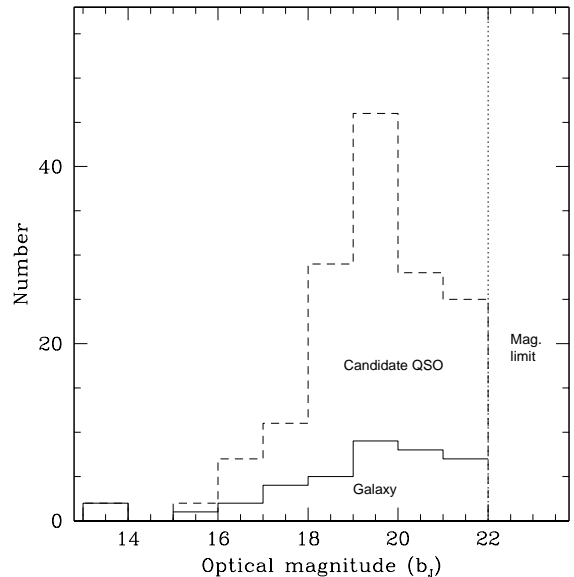
Table 3 presents the observed flux densities for extragalactic sources with flux densities above 100 mJy at 20 GHz. As noted in §2.2, sources which have low Galactic latitude ( $|b| < 10^\circ$ ), or lie within 5.5 degrees of the centre of the Large Magellanic Cloud, have been excluded. A few sources with measured flux densities consistently less than 100 mJy in the follow-up images were also omitted from the table. These sources are below the detection limit of the scanning survey and were found by chance in the follow-up images, which cover a much smaller area of sky but reach a detection limit of a few mJy at 20 GHz.

The columns in Table 3 are as follows:

- (1) The AT source name, followed by # if the source is resolved or double at 20 GHz (see §3.4).
- (2) The radio position (J2000.0) measured from the 20 GHz images. For resolved doubles, the listed position is the radio centroid.
- (3) For sources where we were able to make an optical identification on the Digitized Sky Survey, this column lists the  $b_J$  magnitude from the Supercosmos database.
- (4) The object type of the optical ID, as classified in Supercosmos: T=1 for a galaxy, T=2 for a stellar object (QSO candidate). T=0 indicates either a blank field at the source position or a faint ( $>22$  mag) object for which the Supercosmos star/galaxy separation is unreliable.
- (5) The 18 GHz flux density measured in 2002, followed by its error. For resolved doubles, we list the integrated flux density over the source. Flux densities in square brackets [ ] are measurements made at offsets of more than 80 arcsec from the imaging field centre at 18–20 GHz, and should be regarded as unreliable because of the large primary-beam correction. Flux densities followed by a colon are measured at offsets of 60–80 arcsec from the field centre, but should be reliable.
- (7) The 18 GHz flux density measured in 2003, and its error.
- (9) The 20 GHz flux density measured in 2004, and its error.
- (11) The 8.6 GHz flux density measured in 2003, and its error.
- (13) The 4.8 GHz flux density measured in 2003, and its error.
- (15) The integrated flux density at 843 MHz and its error, from the Sydney University Molonglo Sky Survey (SUMSS) catalogue (Mauch et al. 2003).
- (17) The fractional linear polarization at 20 GHz measured in 2004, and its error.
- (19) The debiased variability index at 20 GHz, calculated as described in §5.1.
- (20) Alternative source name, from the NASA Extragalactic Database.
- (21) Notes on individual sources, coded as follows:  
C = listed in the online ATCA calibrator catalogue,  
E = possible EGRET gamma-ray source (Tornikoski et al. 2002),  
I = listed as an IRAS galaxy in the online NASA Extragalactic Database (NED),  
M = galaxy detected in the near-infrared Two-Micron All-Sky Survey (2MASS),  
P = in the Parkes quarter-Jy sample (Jackson et al. 2002),  
Q = listed as a QSO in NED,  
V = VLBI observation with the VSOP satellite (Hirabayashi et al. 2000)  
W = source detected in the first-year WMAP data (Bennett et al. 2003),  
X = listed as an X-ray source in NED,  
\* = polarization observation by Ricci et al. (2004b).

### 3.4 Extended sources at 20 GHz

The great majority of the sources detected in the 20 GHz Pilot Survey are unresolved in our follow-up images at 5, 8 and 20 GHz. The source-detection algorithm used in the Pilot Survey was optimized for point sources, and there will



**Figure 4.** Optical identifications for the 20 GHz radio sources in Table 3. Galaxies and stellar objects (QSO candidates) are shown separately. Only 27 sources (13% of the sample) are unidentified down to  $b_J < 22$  mag.

be some bias against extended sources with angular sizes larger than about 30 arcsec. For sources larger than 1 arcmin in size, the total flux densities listed in Table 3 may also be underestimated.

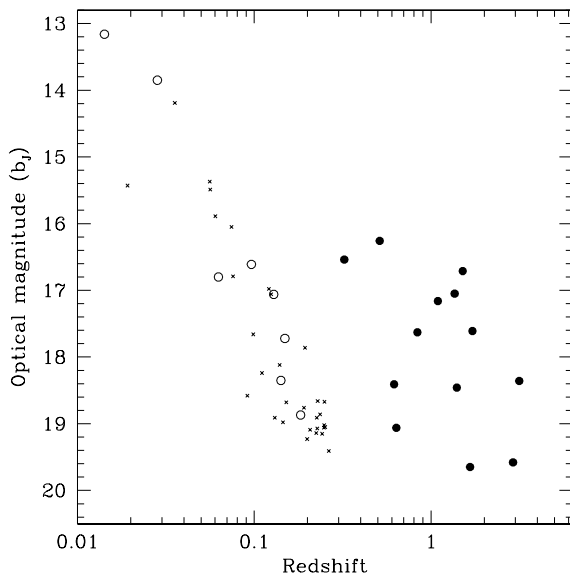
Only eleven of the 173 sources in Table 3 were resolved in our (15 arcsec resolution) 20 GHz images. The overall properties of extended sources in the current sample are as follows:

- Three objects, J0103–6439, J2157–6941 and J2358–6052/J2359–6057, are very extended double-lobed radio sources which are too large to be imaged with these ATCA snapshots. As a result, the total flux densities listed in Table 3 are lower limits to the correct value.
- Another seven sources are resolved in our ATCA images, but still lie within the 2.2 arcmin primary beam of the ATCA at 20 GHz. Details of these objects are given in Appendix A.
- Five of the extended sources (J0103–6439, J0121–6309, J0257–6112, J0743–6726 and J2157–6941) have a flat-spectrum core which dominates the flux density at 20 GHz.

Since the number of extended sources is small, and they appear to be somewhat diverse in nature, we defer any detailed discussion of the extended radio-source population to a later paper.

### 3.5 Optical identification of the 20 GHz sources

We examined all the sources in Table 3 in the SuperCOSMOS online catalogue and images (Hambly et al. 2001). An optical object was accepted as the correct ID for a 20 GHz radio source if it was brighter than  $b_J = 22$  mag. and lay within 2.5 arcsec of the radio position. For one source in Table 3 (J0715–6829) the optical image was saturated by



**Figure 5.** Relation between SuperCOSMOS  $b_J$  magnitude and redshift for those objects in our sample which have a published redshift. Open circles show galaxies from the 20 GHz and filled circles QSOs. The small crosses show a representative subsample of 2dFGRS radio galaxies selected at 1.4 GHz (Sadler et al. 2002). The highest redshift so far measured for an object in this sample is for J1940–6907, a QSO at  $z=3.154$ .

light from a nearby 11th magnitude star and so no identification could be attempted. Of the remaining 172 sources, 146 (85%) had an optical ID which met the criteria listed above. Monte Carlo tests (based on matching the SuperCOSMOS catalogue with radio positions randomly offset from those in Table 3) imply that at least 97% of these IDs are likely to be genuine associations, rather than a chance alignment with a foreground or background object.

As can be seen from Figure 4, the majority (65%) of radio sources selected at 20 GHz have stellar IDs on the DSS B images, and are candidate QSOs or blazars. 20% of the radio sample are identified with galaxies and 15% are faint objects or blank fields. The overall optical identification rate of 85% for radio sources selected at 20 GHz is significantly higher than the identification rate for bright radio sources selected at 1.4 GHz (typically  $\sim 30\%$  above  $B \sim 22$  mag), but is closer to that found by Bolton et al. (2004) for a flux-limited sample of radio sources selected at 15 GHz, as discussed in §8.1.1.

Figure 5 shows the relation between  $b_J$  magnitude and redshift for the 22 sources (13% of the objects in Figure 4) which currently have a published redshift. A representative sample of nearby radio galaxies (Sadler et al. 2002) selected from the 2dF Galaxy Redshift Survey (2dFGRS; Colless et al. 2001) is shown for comparison. Galaxies detected in our 20 GHz survey appear to span a narrow range in optical luminosity similar to that seen in nearby radio galaxies selected at lower frequencies, though we caution that the subsample of sources with published redshifts is inhomogeneous in nature and may be biased in luminosity and/or redshift distribution with respect to the full sample in Table 3.

| $S_{18}$<br>(mJy) | Observed<br>in 2002 | Recovered<br>in 2003 | Fraction<br>recovered |
|-------------------|---------------------|----------------------|-----------------------|
| <100              | 6                   | 0                    | 0%                    |
| 101–125           | 13                  | 4                    | 31%                   |
| 126–150           | 8                   | 5                    | 63%                   |
| 151–200           | 12                  | 12                   | 100%                  |
| >200              | 50                  | 47                   | 94%                   |

**Table 4.** The fraction of sources detected at 18 GHz in the 2002 scans which were independently detected in the 2003 scans of the Pilot Survey area.

#### 4 RELIABILITY AND REPRODUCIBILITY OF THE SCANNING SURVEY

As noted earlier, the fact that the Pilot Study scanned the same area of sky in both 2002 and 2003 provides an important test of the observational techniques to be used for the full AT20G survey (i.e. fast scans of large areas of sky, followed by imaging of candidate sources identified in the scans). In particular, how good a job does the scanning technique do in finding genuine sources down to the nominal detection limit, and how reproducible are the source lists produced by this technique?

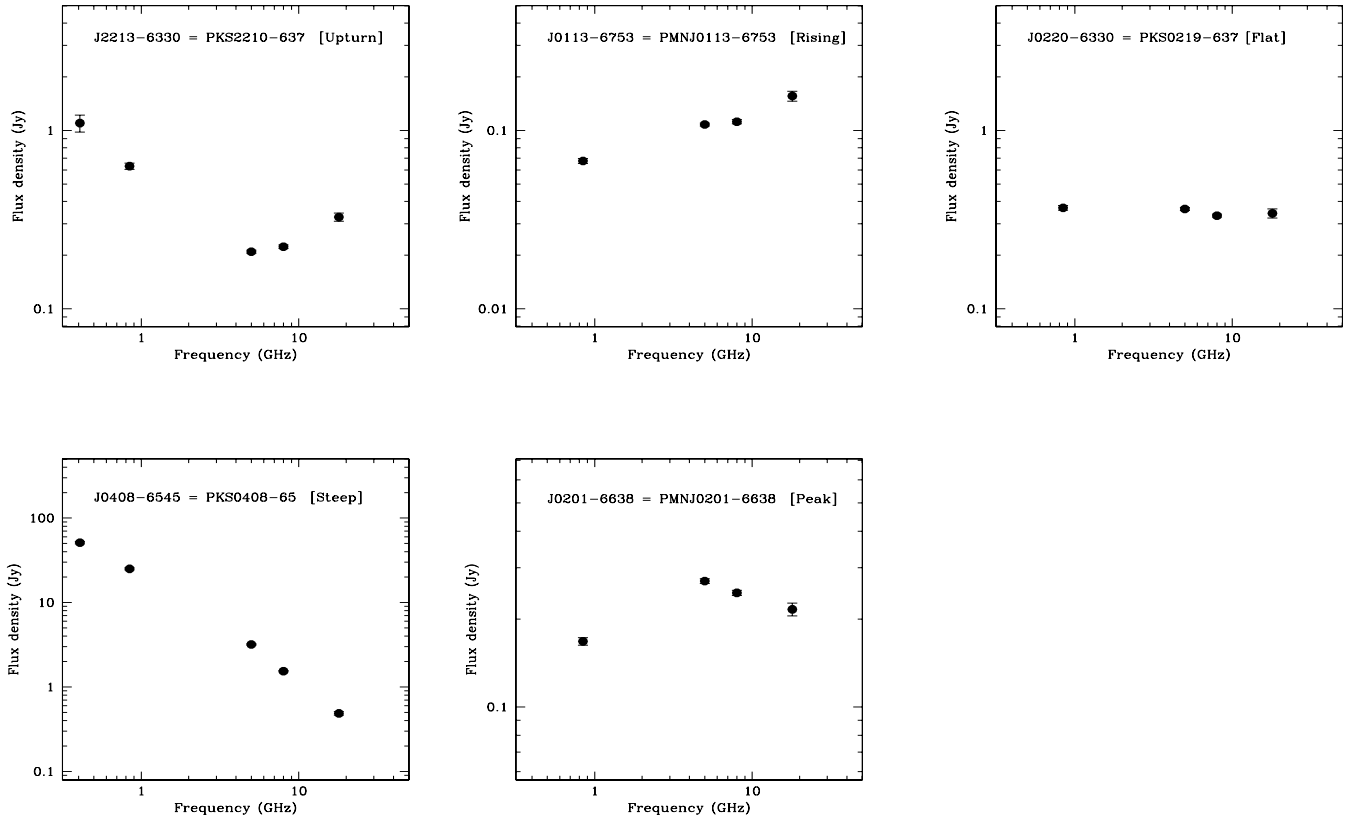
Table 4 shows the recovery rate in 2003 of sources detected in the 2002 Pilot Survey scans. As might be expected (since the nominal detection limit of the 2003 survey was 100 mJy), none of the weakest ( $S_{18} < 100$  mJy) sources detected in 2002 was recovered in the 2003 scans, but the recovery rate rises to 95% for sources with measured flux densities above 150 mJy in 2002. We checked the three sources above 150 mJy which were not recovered in 2003. In all cases these sources were visible in the raw data scans, so had not decreased in flux density to below the survey limit. Instead, they were missed from the follow-up imaging program because of deficiencies in the source-detection algorithm for extended sources or sources with nearby bad data points. For the full AT20G survey, we will use an improved source-detection algorithm.

Figure 1 compares the 18 GHz flux densities measured in 2002 and 2003 for sources detected in both years. It implies that the flux density scale is in good agreement, and gives some first hints that the general variability level at 18 GHz is modest (though the large error bars on the 2002 flux densities mean that this is not a very useful data set for studying variability in a quantitative way). We therefore conclude that the scanning technique produces a reliable and robust catalogue of sources, in the sense that re-scanning an area of sky will produce essentially the same source catalogue each time.

#### 5 RADIO SPECTRA OF THE 20 GHz SOURCES

##### 5.1 Representative radio spectra at 0.8 to 20 GHz

Figure 6 shows some representative radio spectra for sources in our sample. It is clear we see a wide variety of spectral shapes, most of which cannot be fitted by a single power-law over the frequency range 1–20 GHz. We can distinguish



**Figure 6.** Examples of radio spectra for each of the four spectral classes identified in the text (Upturn, Rising, Steep and Peak), together with a spectrum classified as Flat ( $|\alpha| < 0.1$  for both 0.84–5 GHz and 8–20 GHz). Where available, a 408 MHz flux density from the MRC (Large et al. 1981) is plotted in addition to the data from Table 3.

four main kinds of spectra:

- (a) Sources with steep (falling) spectra over the whole range 843 MHz to 20 GHz (e.g. J0408–6545 in Fig. 6).
- (b) Sources with peaked (GPS) spectra, in which the flux density rises at low frequency and falls at high frequency (e.g. J0201–6638).
- (c) Sources with inverted (rising) radio spectra over the whole frequency range (e.g. J0113–6753).
- (d) Sources with an upturn in their spectrum, where the flux density is falling at lower frequencies, but then turns up and begins to rise above 5–8 GHz (e.g. J2213–6330).

In addition, a small number of sources have flat radio spectra in which the flux density is essentially constant over the entire frequency range observed (e.g. J0220–6330 in Fig. 6).

The radio spectral index

$$\alpha = \frac{(\log S_1 - \log S_2)}{(\log \nu_1 - \log \nu_2)}$$

where  $S_1$  and  $S_2$  are the measured flux densities at frequencies  $\nu_1$  and  $\nu_2$ , is commonly used to characterize radio-source populations at centimetre wavelengths (frequencies of 1 to 5 GHz) where many large-area radio surveys have been carried out.

At centimetre wavelengths the radio emission from

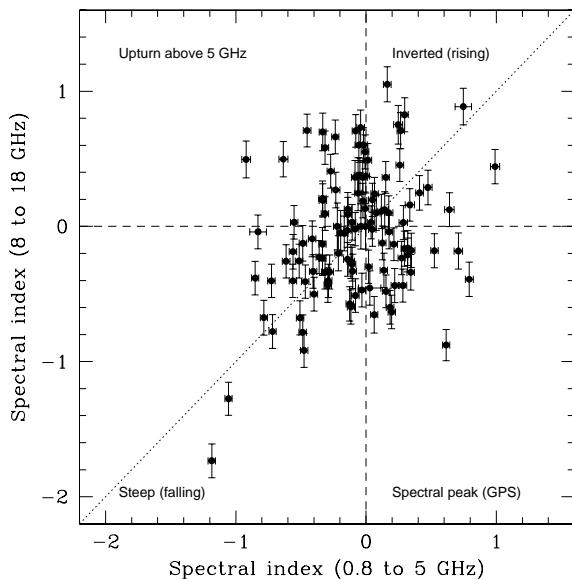
flat-spectrum ( $\alpha > -0.5$ ) objects is dominated by a compact, self-absorbed component, while steep-spectrum objects ( $\alpha < -0.5$ ) are dominated by optically-thin synchrotron emission. The flat- and steep-spectrum populations are usually considered separately when modelling the cosmic evolution of radio sources (e.g. Peacock & Gull 1981; Peacock 1985).

As pointed out by Peacock (1985), the radio spectral index is only valid as a diagnostic tool if it is measured over a frequency interval small enough that the effects of spectral curvature can be neglected. Because many of the sources in our sample have significant spectra curvature over the frequency range 1–20 GHz, we therefore use a ‘radio two-colour’ diagram, rather than a single spectral index, to characterize the high-frequency radio-source population. As discussed in the next section, this diagram compares a low-frequency spectral index  $\alpha_L$  (which corresponds closely to the spectral index traditionally used to separate flat- and steep-spectrum radio sources) with a high-frequency spectral index  $\alpha_H$  which measures the spectral shape above 8 GHz.

## 5.2 The radio two-colour diagram

Figure 7 shows the radio two-colour diagram, which compares the spectral indices  $\alpha_L$  (at 0.84–5 GHz) and  $\alpha_H$  (at 8–18 GHz) for sources selected at 20 GHz. Such a diagram is





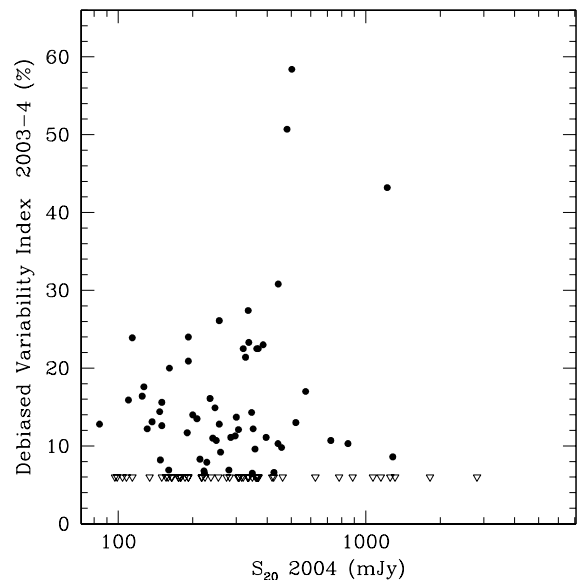
**Figure 7.** Radio ‘two-colour diagram’ for the 119 extragalactic sources in Table 3 which have good-quality multi-frequency observations made in late 2003.

| Spectrum      | How defined                         | Number | Fraction     |
|---------------|-------------------------------------|--------|--------------|
| Steep         | $\alpha_L < 0, \alpha_H < 0$        | 32     | $32 \pm 6\%$ |
| Upturn        | $\alpha_L < 0, \alpha_H > 0$        | 22     | $22 \pm 5\%$ |
| Rising (Inv.) | $\alpha_L > 0, \alpha_H > 0$        | 18     | $18 \pm 4\%$ |
| Peak          | $\alpha_L > 0, \alpha_H < 0$        | 23     | $23 \pm 4\%$ |
| Flat          | $-0.1 < (\alpha_L, \alpha_H) < 0.1$ | 6      | $6 \pm 2\%$  |
| Total         |                                     | 101    |              |

**Table 5.** Distribution of our sample in the five spectral classes defined in §4.1 and Figure 6.

analogous to the two-colour diagram used in optical astronomy to characterise the broad-band continuum properties of stars and galaxies. The diagram shown in Figure 7 has the advantage that the axes (and error bars) are independent, and the four main spectral classes identified in Figure 6 correspond to the four quadrants in the two-colour diagram. The dotted line shows the relation for galaxies whose spectra follow a single power-law from 0.8 to 18 GHz. It is clear that only a small fraction of sources fall on or near the dotted line, and that  $\alpha_L$  and  $\alpha_H$  are not strongly correlated.

Over 30% of the sources in Figure 7 have flat or inverted spectra between 8 and 20 GHz (i.e.  $\alpha_H > 0$ ), and more than half of these (like J2213-6330 in Fig. 6) have steep radio spectra below 5 GHz and would not have been predicted as strong 20 GHz sources on the basis of their low-frequency spectra. In contrast, many sources with flat or inverted spectra below 5 GHz turn over and become steep above 8 GHz.



**Figure 8.** Debiased variability index at 20 GHz, measured from 2003–4 for 121 sources observed at both epochs. Variability of 6% or more over this one-year interval is detectable in the current data set.

| Debiased Variability | n   | Fraction     |
|----------------------|-----|--------------|
| < 10%                | 63  | $58 \pm 7\%$ |
| 10–20%               | 29  | $27 \pm 5\%$ |
| 20–30%               | 11  | $10 \pm 3\%$ |
| >30%                 | 5   | $5 \pm 2\%$  |
| Total                | 108 |              |

**Table 6.** Distribution of the debiased variability index at 20 GHz for radio sources in our sample.

## 6 VARIABILITY AT 20 GHz

### 6.1 Previous work

As mentioned in the introduction, there have been only a few studies of radio-source variability at frequencies above 5 GHz. Owen, Spangler & Cotton (1980) investigated the variability of a sample of strong ( $S_{90} > 1$  Jy) flat-spectrum sources at 5 and 90 GHz over a one-year period. They found that these sources were only slightly more variable at 90 GHz than at 5 GHz, in contrast to what they had expected. Tinney et al. (2003) also found that the level of variability of strong, compact radio sources increased only moderately with frequency. They used the ATCA to monitor a sample of 202 sources from the VSOP all-sky survey at 1.4, 2.5, 4.8 and 8.6 GHz, and found a median variability of 6% at 1.4 GHz and 9% at 8.6 GHz over a timescale of 3–4 years. Barvainis et al. (2005) found similar variability levels at 8.5 GHz for a sample of radio-loud and radio-quiet QSOs observed at the VLA.

These studies are based largely on objects pre-selected at lower frequencies, and may not give a complete picture of the variability of the 20 GHz source population as a whole.

## 6.2 Quantifying variability

Following Barvainis et al. (2005) and Akritas & Bershady (1996), we use a debiased variability index which takes into account the uncertainties in individual flux density measurements. We define the fractional variability index,  $V_{\text{rms}}$  by

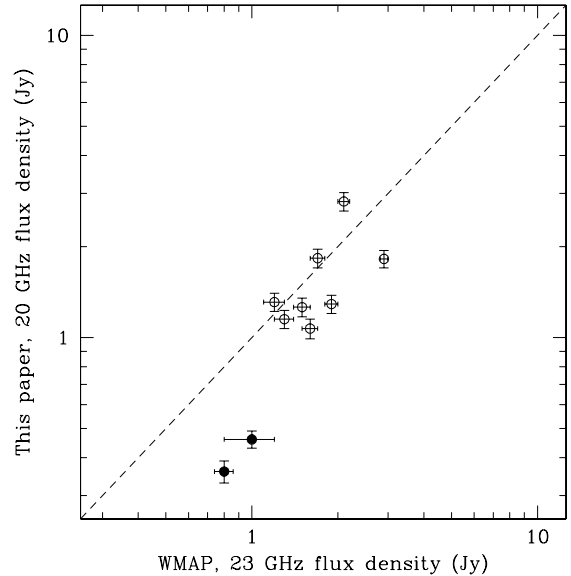
$$V_{\text{rms}} = \frac{100}{\langle S \rangle} \sqrt{\frac{\sum [S_i - \langle S \rangle]^2 - \sum \sigma_i^2}{N}}$$

where  $S_i$  are individual flux density measurements for the same source,  $\sigma_i$  is the error on each measurement,  $N$  is the number of data points, and  $\langle S \rangle$  is the mean flux density. We follow Barvainis et al. (2005) in setting the variability index to be negative when the value inside the square root becomes negative. However rather than listing negative values of the variability index, as was done by Barvainis et al., we used the distribution of positive and negative values to define the minimum level of variability which is detectable in our data. This was found to be 6%, so for all sources with a variability index below this we list the debiased variability index as  $<6.0\%$ . We used only the 2003 and 2004 data sets in our variability analysis, since these have significantly smaller flux-density errors than the 2002 data. The 2003 imaging observations were made at 18 GHz and the 2004 observations at 20 GHz, so there is a possibility of measuring spurious ‘variability’ for sources which have steeply-falling radio spectra at 18–20 GHz. To overcome this, we used the 8–18 GHz spectral index from Table 3 to extrapolate the 2003 measurements to 20 GHz for the small number of sources in Table 3 which have  $\alpha < -0.7$  between 8 and 18 GHz. As discussed in §2.3, different ATCA primary flux calibrators were also used for the 2003 and 2004 observing runs. Since there appears to be no systematic offset between our 2003 and 2004 flux density measurements at 20 GHz (see Figure 2), we do not believe that this has introduced any spurious ‘variability’ into our data set.

Table 6 shows the distribution of the debiased variability index measured for sources in Table 3 over a one-year timespan from October 2003 to October 2004. The majority of sources (58%) vary by less than 10% in 20 GHz flux density over this period, and only five sources varied by more than 30%. The median debiased variability index at 20 GHz is 6.9%.

## 7 SOURCES DETECTED BY WMAP

Table 7 lists the sources in our sample which were also detected by the WMAP satellite (Bennett et al. 2003) at up to five frequencies between 23 and 94 GHz. All twelve WMAP sources with Galactic latitude  $|b| > 10^\circ$  in the declination zone  $-60^\circ$  to  $-70^\circ$  were detected in our 20 GHz survey, and Figure 9 shows that there is generally good agreement between the 23 GHz flux densities measured by WMAP and the 20 GHz values measured in this study. Of the ten sources in our survey with  $S_{20} > 1$  Jy, nine are also detected by WMAP at 23 GHz. The sole exception is 0623–6436, a Seyfert 1 galaxy which appears to be strongly variable at 20 GHz (it has a variability index of 43% in Table 3).



**Figure 9.** Comparison of our 20 GHz flux densities with the 23 GHz flux densities measured by WMAP for sources in common. The two filled circles show the objects for which we measured flux-density variability over the period 2003–4, as discussed in §5.

## 8 DISCUSSION AND CONCLUSIONS

Our aim in this paper has been to present some first results on the polarization and variability of radio sources selected at 20 GHz, and to outline some methodology which will also be useful in analysing data from the much larger ATCA 20 GHz (AT20G) survey which is now in progress. We now summarize and discuss the main results from our pilot survey of 173 sources selected to have flux densities above 100 mJy at 20 GHz.

### 8.1 Radio-source populations at 20 GHz

#### 8.1.1 Comparison with surveys at 15 GHz

Our survey is complementary to the recent 15 GHz studies of Taylor et al. (2001) and Bolton et al. (2004), since we cover a significantly larger area of sky, but at a somewhat higher flux-density level. It is therefore interesting to compare some of our results with those in the 15 GHz surveys.

In §5, we used a radio two-colour diagram to characterize the spectra of sources selected at 20 GHz, and showed that most of these sources have significant spectral curvature over the range 0.8–20 GHz. Similar results were found by Bolton et al. (2004), who studied the 1.4–43 GHz radio spectra of 176 sources detected at 15 GHz in a blind survey of about  $200 \text{ deg}^2$  of sky. Bolton et al. found that 20–30% of their sources had rising spectra at 1–5 GHz, with the fraction increasing to 39% for sources with  $S_{15} > 150 \text{ mJy}$ . Many of these sources had a spectral peak (turnover) above 5 GHz. For our sample selected at 20 GHz, 39% of sources with  $S_{20} > 100 \text{ mJy}$  have rising spectra between 0.8 and 5.0 GHz (i.e.  $\alpha_L > 0.1$  in Table 5), with the majority of

| Name      | WMAP<br>cat. no. | S <sub>20</sub><br>ATCA (Jy) | S <sub>23</sub> | S <sub>33</sub><br>— WMAP (Jy) — | S <sub>41</sub> | S <sub>61</sub> | $\alpha_H$       | $\alpha_{\text{WMAP}}$ | Pol.<br>% | Var<br>% |
|-----------|------------------|------------------------------|-----------------|----------------------------------|-----------------|-----------------|------------------|------------------------|-----------|----------|
| 0303–6211 | 162              | $1.26 \pm 0.09$              | $1.5 \pm 0.1$   | $1.6 \pm 0.2$                    | $1.5 \pm 0.2$   | $1.7 \pm 0.3$   | $-0.51 \pm 0.12$ | $+0.1 \pm 0.4$         | 2.5       | <6.0     |
| 0309–6058 | 160              | $1.15 \pm 0.08$              | $1.3 \pm 0.1$   | ...                              | ...             | $1.6 \pm 0.5$   | $-0.04 \pm 0.12$ | $+0.2 \pm 0.8$         | 0.8       | <6.0     |
| 0506–6109 | 154              | $1.82 \pm 0.12$              | $2.9 \pm 0.09$  | $2.4 \pm 0.1$                    | $2.0 \pm 0.2$   | $1.5 \pm 0.3$   | $+0.09 \pm 0.12$ | $-0.4 \pm 0.3$         | 1.2       | <6.0     |
| 0546–6415 | 156              | $0.36 \pm 0.03$              | $0.8 \pm 0.06$  | $0.6 \pm 0.09$                   | $0.6 \pm 0.1$   | ...             | $+0.25 \pm 0.13$ | $-0.6 \pm 0.8$         | <0.6      | 22.5     |
| 0743–6726 | 161              | $1.07 \pm 0.08$              | $1.6 \pm 0.1$   | $1.0 \pm 0.1$                    | $1.0 \pm 0.2$   | ...             | $-0.38 \pm 0.12$ | $-1.1 \pm 0.6$         | 4.8       | <6.0     |
| 1703–6212 | 198              | $1.29 \pm 0.09$              | $1.9 \pm 0.1$   | $2.0 \pm 0.2$                    | $2.3 \pm 0.2$   | $2.0 \pm 0.3$   | $+0.83 \pm 0.13$ | $+0.1 \pm 0.3$         | 0.5       | <6.0     |
| 1723–6500 | 196              | $2.82 \pm 0.20$              | $2.1 \pm 0.1$   | $2.0 \pm 0.2$                    | $1.6 \pm 0.2$   | ...             | $+0.02 \pm 0.12$ | $-0.3 \pm 0.4$         | <1.7      | <6.0     |
| 1803–6507 | 199              | $1.31 \pm 0.09$              | $1.2 \pm 0.1$   | $1.4 \pm 0.2$                    | $1.5 \pm 0.2$   | $1.2 \pm 0.3$   | $+0.53 \pm 0.12$ | $+0.2 \pm 0.5$         | 0.8       | <6.0     |
| 1819–6345 | 200              | $1.83 \pm 0.13$              | $1.7 \pm 0.1$   | $1.2 \pm 0.2$                    | $1.1 \pm 0.2$   | $1.4 \pm 0.5$   | ...              | $-0.7 \pm 0.5$         | 0.8       | ...      |
| 2035–6846 | 194              | $0.46 \pm 0.03$              | $1.0 \pm 0.2$   | $1.3 \pm 0.2$                    | $0.9 \pm 0.2$   | ...             | $-0.18 \pm 0.13$ | $+0.4 \pm 0.6$         | 4.2       | 9.8      |
| 2157–6941 | 190              | $1.99 \pm 0.11$              | $3.6 \pm 0.1$   | $2.9 \pm 0.2$                    | $2.6 \pm 0.2$   | $2.2 \pm 0.4$   | ...              | $-0.6 \pm 0.2$         | 2.4       | ...      |
| 2359–6052 | 187              | >0.9                         | $1.8 \pm 0.1$   | ...                              | $1.3 \pm 0.1$   | ...             | ...              | $-0.5 \pm 0.5$         | 5.2       | ...      |

**Table 7.** WMAP sources at declination  $-60^\circ$  to  $-70^\circ$ , and with Galactic latitude  $|b| > 10^\circ$ . The five WMAP frequency bands are K (23 GHz), K<sub>a</sub> (33 GHz), Q (41 GHz), V (61 GHz) and W (94 GHz), and the flux densities are from Bennett et al. (2003). Only one of our sources (J 2035–6846) was detected by WMAP at 94 GHz, so W-band data are not included in this table.  $\alpha_H$  is the 8–20 GHz spectral index measured in this paper (see §4), and  $\alpha_{\text{WMAP}}$  is the WMAP spectral index quoted by Bennett et al. (2003).

| Freq.<br>(GHz) | Flux density<br>limit | Median<br><i>b</i> mag. | Fraction with an optical<br>ID at <i>b</i> < 21 mag |
|----------------|-----------------------|-------------------------|---|
| 15             | > 25 mJy              | 21.6                    | $52 \pm 7\%$ (64/124)                               |
| 15             | > 60 mJy              | 20.9                    | $61 \pm 9\%$ (43/70)                                |
| 20             | > 100 mJy             | 19.8                    | $82 \pm 8\%$ (118/144)                              |
| 20             | > 500 mJy             | 18.9                    | $93 \pm 19\%$ (25/27)                               |

**Table 8.** Comparison of the optical properties of radio sources selected in high-frequency flux-limited surveys. The 15 GHz values are from Bolton et al. (2004) and the 20 GHz data from this paper.

these showing a spectral peak above 5 GHz. Radio sources selected at 20 GHz therefore appear to have similar spectral properties to sources selected at the slightly lower frequency of 15 GHz.

As noted in §3.5, the optical identification rate for sources selected at 20 GHz is significantly higher than has been found in surveys to similar flux limits at 1.4 GHz. In contrast to low frequencies, where the strongest radio sources are mostly distant, powerful radio galaxies (e.g. Jackson & Wall 1999), the strongest sources at 20 GHz appear to be dominated by QSOs and blazars. A direct comparison with the optical results of Bolton et al. (2004) is not completely straightforward, since they made most of their optical identifications in the R-band rather than B-band, and did not explicitly distinguish between galaxies and candidate QSOs. However, we can directly compare our overall identification rate on the blue SuperCOSMOS DSS images with that found by Bolton et al. (2004) in the blue Palomar O-band DSS images, as shown in Table 8. Our results confirm the trend found by Bolton et al. for brighter 15–20 GHz sources to have a higher optical ID rate and brighter optical counterparts.

### 8.1.2 Comparison with predictions from low-frequency studies

Taylor et al. (2001) have noted that, as a result of spectral curvature, the radio-source population at 15 GHz cannot be reliably predicted by extrapolation from surveys at frequencies of 1–5 GHz. Of the sources they expected to detect at 15 GHz, based on extrapolation of the spectral index measured from the NVSS catalogue at 1.4 GHz and GB6 catalogue at 5 GHz, only 45% (55/122) were actually seen. Furthermore, roughly 10% of the sources they detected at 15 GHz were not predicted by this method.

We attempted to predict the observed source population in our survey region above 100 mJy at 20 GHz by extrapolating the radio spectral indices measured from the 0.84 GHz SUMSS and 4.85 GHz PMN surveys. For a subset of our survey area covering about 250 deg<sup>2</sup> well away from the Galactic Plane, we detected 33% (28/84) of the sources predicted from extrapolation of the 0.8–5 GHz spectral indices. Conversely, 18% (6/34) of the sources we actually detected at 20 GHz were not predicted by the low-frequency extrapolation. We therefore confirm the findings of Taylor et al. (2001) that neither the existence nor the flux density of a 15–20 GHz source can be reliably predicted by extrapolating the results of surveys at lower frequencies, and show that this is also the case at higher flux densities than were probed by the Taylor et al. survey.

### 8.1.3 Phase calibrators for ALMA?

The results of the previous section are relevant to the planned calibration strategy for the ALMA millimetre array now under construction in Chile. ALMA will operate at 90–720 GHz, and the aim is to calibrate the data by fast-switching between a program source and a calibrator less than 1–2 degrees away. The surface density of currently-known calibrators at 90 GHz is far lower than this, so large numbers of new calibrators will need to be found. The currently-planned strategy for this (Holdaway et al. 2004) is to select candidates by extrapolation from existing 1–5 GHz source catalogues. Our results, and those of Taylor et al.

(2001) imply that such a strategy has at best a 30% success rate in selecting sources at 20 GHz, and that the success rate at 90 GHz may be far lower.

A recent pilot study at 90–100 GHz of a subset of sources detected in our 20 GHz survey shows that the ATCA can measure accurate continuum flux densities down to levels well below 100 mJy, and that the 8–20 GHz radio spectral index may be a good predictor of the observed flux density at 90 GHz (Sadler et al., in preparation). We therefore suggest that the 20 GHz source catalogues now being produced for the whole southern sky (declination  $\delta < 0^\circ$ ) in the AT20G survey will provide a more efficient way of identifying 90 GHz phase calibrators for ALMA than the currently-proposed technique of extrapolation from all-sky surveys at 1–5 GHz.

#### 8.1.4 “Flat-spectrum” and “steep-spectrum” populations

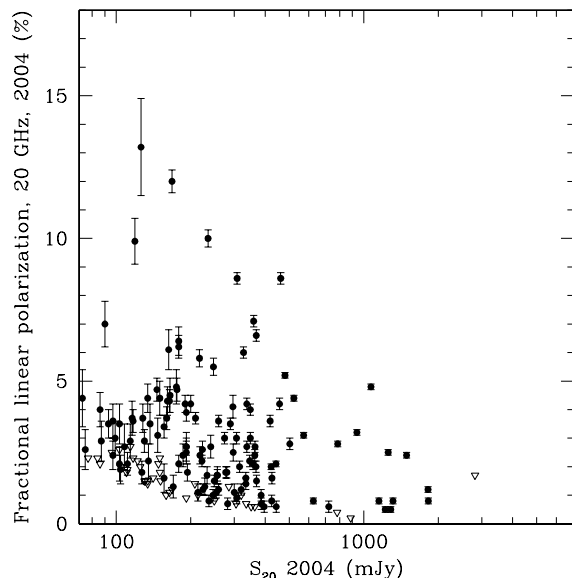
Earlier in this paper, we characterized the 20 GHz sources in terms of their position in the radio two-colour diagram shown in Figure 7. This makes clear both the diversity of radio spectra seen in high-frequency sources and the difficulty of predicting high-frequency properties from low-frequency spectra. Studies of the cosmic evolution of radio sources, however, usually consider only two source populations — extended, steep-spectrum sources and compact, flat-spectrum sources. As discussed by Peacock (1985) these two populations can be understood physically, with the radio flux density being dominated by emission from extended radio lobes in steep-spectrum sources and a central compact core in flat-spectrum sources. The dividing line is traditionally set at a spectral index of  $\alpha = -0.5$ , again on physical grounds (Peacock 1985), but we note that this division will be somewhat frequency-dependent. The physically-distinct optically-thin diffuse emission has a distribution of spectral indices centred at  $-0.7$  in a sample selected at low frequency. The same population sampled at high frequency will have a flatter spectral index, so the dividing line at high frequencies should move to a value  $\alpha > -0.5$ . Since so many earlier studies have used the  $-0.5$  dividing line, however, we retain it here for ease of comparison with previous work.

Radio-source samples selected at higher frequencies are increasingly dominated by flat-spectrum sources which are expected to be compact in nature. Even at 20 GHz, however, there is a minority population of objects which would be considered steep-spectrum using the normal convention of  $\alpha < -0.5$  at frequencies of 1–5 GHz. In terms of the overall properties of our sample, and as a guide for later comparison with other studies, it is therefore useful to note that our 20 GHz sample contains roughly 87% “flat-spectrum” and 13% “steep-spectrum” as defined by their low-frequency spectral index ( $\alpha_L$  in Table 5).

## 8.2 Polarization properties at 20 GHz

The high selection frequency of our survey makes it particularly useful for estimating the contribution of foreground radio sources to future studies of polarization fluctuations in the Cosmic Microwave Background (CMB) radiation at 20 GHz and above.

Figure 10 plots the fractional linear polarization measured at 20 GHz against the 20 GHz flux density, and shows



**Figure 10.** Fractional linear polarization at 20 GHz, measured in 2004. Open triangles show upper limits for sources where no polarized flux was detected.

that most sources selected at 20 GHz have low levels of linear polarization (typically 1–5%). The median fractional polarization at 20 GHz is 2.3%, but there is a trend for fainter 20 GHz sources to show higher levels of polarization. The median linear polarization is 2.7% for sources with  $100 < S_{20} < 200$  mJy and 1.7% for sources with  $S_{20} > 200$  mJy.

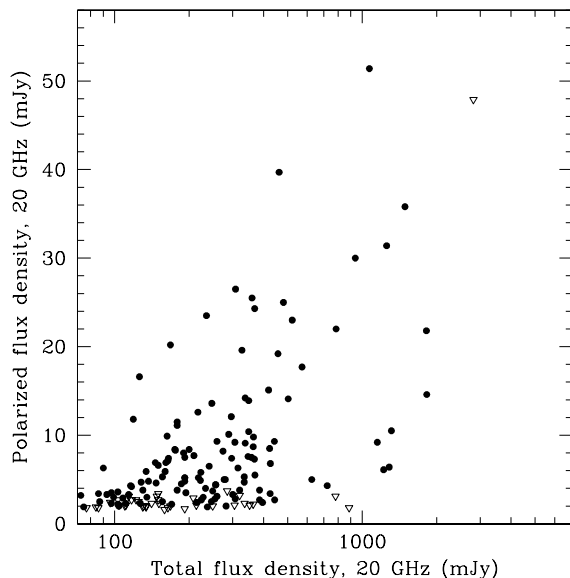
The median fractional polarization of 2.3% which we measure at 20 GHz for a flux-limited sample with  $S_{20} > 100$  mJy is very close to the median value of 2.2% found by Mesa et al. (2002) for a flux-limited sample at 1.4 GHz with  $S_{1.4} > 80$  mJy. Mesa et al. also observed the same trend for weaker sources to have a higher median polarization.

The similarity between the median polarizations observed at 1.4 GHz and 20 GHz is somewhat surprising, since the 1.4 GHz sample is overwhelmingly dominated by steep-spectrum sources and the 20 GHz sample by flat-spectrum sources. Mesa et al. (2002) find a similar median polarization at 1.4 GHz for both steep- and flat-spectrum sources, and Tucci et al. (2004) argued that the mean level of polarization in flat-spectrum radio sources increases steadily with frequency. We might therefore have expected the median polarization in our sample to be higher than that observed at 1.4 GHz.

This does not appear to be the case, and a larger data set at 20 GHz is needed both to examine this issue in more detail and to compare the high-frequency polarization properties of the different spectral subclasses identified in §5 of this paper.

## 8.3 Variability of the source population at 20 GHz

In §6 of this paper we showed that the general level of variability of radio sources selected at 20 GHz sources appears to be low, with a median variability index of 6.9% on a one-year timescale (see Table 6). In the current sample, we find no significant correlation between the variability index of a



**Figure 11.** Total linearly-polarized flux density at 20 GHz, plotted as a function of the total flux density. As in Figure 10, open triangles show upper limits for sources where no polarized flux was detected. Note that although the weaker 20 GHz sources in our sample typically have higher fractional polarization, the strongest sources still dominate the source counts in polarized flux.

source and its fractional polarization or radio spectral index. This is perhaps not surprising, since our sample is relatively small, and only a few of the sources are strongly variable.

The five most variable sources in our sample (with a variability index of 30% or more) are J0507–6104, J0623–6436, J0820–6814, J1546–6837 and J1903–6749. Four of these are candidate QSOs of unknown redshift and one (J0623–6436) is a Seyfert galaxy at redshift  $z=0.129$ . None of these radio sources appear to have been monitored previously, so nothing is known about their long-term behaviour.

Direct comparison of our results with previous studies is difficult, both because many of these studies are based on targeted rather than flux-limited samples, and because we have so far only analysed data from two measurements taken a year apart. The variability timescales measured in this paper are all in the observed frame. The redshifts  $z$  of many of our sources are currently unknown, and we remind the reader that the observed variability timescale will differ from the intrinsic value by a factor of  $(1+z)$  so that longer monitoring is particularly important for the highest-redshift sources.

Even at this stage, however, we can conclude that the general level of variability in sources selected at 20 GHz appears to be low on timescales of 1–2 years, and that source catalogues made at this frequency should therefore be robust on timescales of at least a few years. Long-term monitoring studies of targeted sources by Valtaoja and colleagues (e.g. Valtaoja et al. 1988) show that even though many high-frequency sources have bursts of short-term variability, they are relatively quiescent for most of the time. This is entirely consistent with our results, and suggests that we should continue to monitor this source sample for a much longer period of time.

## 8.4 Conclusions

The pilot-study results presented here show that a sensitive 20 GHz radio continuum survey of the whole southern sky is feasible, and should produce a uniform source catalogue which is largely stable over timescales of a few years. Such a survey should provide further insights into the nature of the high-frequency radio-source population, both in its own right and as a polarized foreground component in future CMB experiments like Planck.

## 9 ACKNOWLEDGEMENTS

We acknowledge financial support from the Australian Research Council through the award of a Federation Fellowship to RDE and an ARC Australian Professorial Fellowship to EMS. This research has made use of the NASA/IPAC Extragalactic Database (NED) which is operated by the Jet Propulsion Laboratory, California Institute of Technology, under contract with the National Aeronautics and Space Administration.

## REFERENCES

- Akritas, M.G., Bershadsky, M.A., 1996, *ApJ*, 470, 706
- Barvainis, R., Lehar, J., Birkinshaw, M., Falcke, H., Blundell, K., 2005, *ApJ*, 618, 122
- Bennett, C.L. et al., 2003, *ApJ*, 583, 1
- Bolton, R.C., Cotter, G., Pooley, G.G., Riley, J.M., Waldram, E.M., Chandler, C.J., Mason, B.S., Pearson, T.J., Readhead, A.C.S., 2004, *MNRAS*, 354, 485
- Colless, M. et al., 2001, *MNRAS*, 328, 1039
- Conway, J.E., Cornwell, T.J., Wilkinson, P.N., 1990, *MNRAS*, 246, 490
- De Zotti, G., Ricci, R., Mesa, D., Silva, L., Mazzotta, P., Toffolatti, L., Gonzalez-Nuevo, J., 2005, *A&A*, 431, 893
- Fosbury, R.A.E., Morganti, R., Wilson, W., Ekers, R.D., di Serego Alighieri, S., Tadhunter, C.N., 1998, *MNRAS*, 296, 701.
- Hambly, N.C. et al., 2001, *MNRAS*, 326, 1279
- Harris, A.I., Zmuidzinas, J., 2001, *Rev. Sci. Instrum.* 72, 1531
- Hirabayashi, H. et al., 2000, *PASJ* 52, 997
- Holdaway, M., Carilli, C., Laing, R., 2004, *ALMA Memo* 493: Finding Fast Switching Calibrators for ALMA, <http://www.alma.nrao.edu/memos/>
- Jackson, C.A., Wall, J.V., 1999, in “Looking Deep in the Southern Sky”, ed. R. Morganti & W.J. Couch. Berlin: Springer-Verlag, p. 11
- Jackson, C.A., et al., 2002, *A&A*, 386, 97
- Leahy, P., 1989, VLA Scientific Memorandum No. 161, NRAO
- Lo, K.Y. et al. 2001, in *20th Texas Symposium on Relativistic Astrophysics*, eds., J. Craig Wheeler and Hugo Martel, AIP Conf. Proc., 586, 172
- Ma, C. et al. 1998, *AJ*, 116, 516
- Mauch, T., Murphy, T., Buttery, H.J., Curran, J., Hunstead, R.W., Piestrzynski, B., Robertson, J.G., Sadler, E.M., 2003, *MNRAS*, 342, 1117
- Mesa, D., Baccigalupi, C., De Zotti, G., Gregorini, L., Mack, K.-H., Vigotti, M., Klein, U., 2002, *A&A*, 396, 463
- Owen, F.N., Spangler, S.R., Cotton, W.D., 1980, *AJ*, 85, 3510
- Peacock, J.A., Gull, S.F., 1981, *MNRAS*, 194, 331
- Peacock, J.A., 1985, *MNRAS*, 217, 601
- Reynolds, J.E., 1994, ATNF Memo AT/39.3/040, <http://www.atnf.csiro.au/observers/memos/d967831.pdf>

- Ricci, R., Sadler, E.M., Ekers, R.D., Staveley-Smith, L., Wilson, W.E., Kesteven, M.J., Subrahmanyan, R., Walker, M.A., Jackson, C.A., De Zotti, G., 2004a, MNRAS, 354, 305
- Ricci, R., Prandoni, I., Gruppioni, C., Sault, R.J., De Zotti, G., 2004b, A&A, 415, 549
- Roberts, P.P., Leach, M.R., Wilson, W.E., 2006, in preparation
- Sadler, E.M. et al. 2002, MNRAS, 329, 227
- Sault, R.J., Wieringa, M.H., 1994, A&AS, 108, 585
- Sault, R.J., 2003, unpublished ATNF Memo, [http://www.narrabri.atnf.csiro.au/calibrators/data/1934-638/1934\\_12mm.pdf](http://www.narrabri.atnf.csiro.au/calibrators/data/1934-638/1934_12mm.pdf)
- Taylor, A.C., Grainge, K., Jones, M.E., Pooley, G.G., Saunders, R.D.E., Waldram, E.M., 2001, MNRAS, 327, L1
- Tingay, S.J., Jauncey, D.L., King, E.A., Tzioumis, A.K., Lovell, J.E.J., Edwards, P.G., 2003, PASJ, 55, 351
- Tornikoski, M., Lahteenmaki, A., Lainela, M., Valtaoja, E., 2002, ApJ, 579, 136
- Tucci, M., Martinez-Gonzalez, E., Toffolatti, L., Gonzalez-Nuevo, J., De Zotti, G., 2004, MNRAS, 349, 1267
- Valtaoja, E. et al., 1988, A&A, 203, 1

## APPENDIX A: NOTES ON INDIVIDUAL SOURCES IN TABLE 3

### **J0025–6028:**

Double source with 23 arcsec separation, PA 159°.

### **J0103–6439:**

Wide double at 843 MHz, with 3.5 arcmin separation. Only the core is seen at 20 GHz.

### **J0121–6309:**

Core plus 39 arcsec double, PA 14°.

### **J0257–6112:**

Core plus 10 arcsec jet, PA ~60°.

### **J0425–6646**

This source was identified by Ricci et al. (2004a) with a magnitude 16.8 stellar object. The higher-resolution radio image we obtained in 2004 makes it clear that the correct ID is a fainter stellar object slightly to the west.

### **J0715–6829:**

This source lies close to a bright (11th magnitude) foreground star, and no optical identification is possible from the Supercosmos optical images.

### **J0743–6726:**

Core plus 12 arcsec jet, PA 117°.

### **J1807–7012:**

Double source with 27 arcsec separation, PA 114°, no core visible.

### **J1822–6359:**

Double source with 32 arcsec separation, PA 57°.

### **J1824–6717:**

Double source with 49 arcsec separation, PA 158°, no core visible.

### **J2157–6941:**

Core plus wide double source with 1.5 arcmin separation, PA 20°. Some flux may be missing at 18 and 20 GHz. This source has been studied in detail by Fosbury et al. (1998).

### **J2306–6521:**

Jackson et al. (2002) identify this source with a faint ( $B = 24$  mag.) galaxy, for which they measure the quoted redshift of  $z=0.470$ .

### **J2358–6052 and J2350–6057:**

Hotspots of the powerful radio galaxy PKS 2356–61, as discussed by Ricci et al. (2004a).

**Table 3.** Radio spectra and optical IDs for extragalactic 18 GHz sources ( $|b| > 10^\circ$ , and excluding objects within 5.5 degrees of the LMC centre). Sources marked with # in column 1 are resolved doubles in our 18–20 GHz images: for these objects, the position is that of the radio centroid and the flux density is the total for both components.

| (1)<br>Name | (2)<br>Radio position<br>(J2000) |             | (3)<br>B<br>(mag) | (4)<br>T | (5)<br>$S_{18}$<br>2002 | (6)<br>$\pm$ | (7)<br>$S_{18}$<br>2003 | (8)<br>$\pm$ | (9)<br>$S_{20}$<br>2004 | (10)<br>$\pm$ | (11)<br>$S_8$<br>2003 | (12)<br>$\pm$ | (13)<br>$S_5$<br>2003 | (14)<br>$\pm$ | (15)<br>$S_{843}$<br>SUMSS | (16)<br>$\pm$ | (17)<br>Pol.<br>% | (18)<br>$\pm$ | (19)<br>Var.<br>% | (20)<br>Alt. name | (21)<br>Notes |
|-------------|----------------------------------|-------------|-------------------|----------|-------------------------|--------------|-------------------------|--------------|-------------------------|---------------|-----------------------|---------------|-----------------------|---------------|----------------------------|---------------|-------------------|---------------|-------------------|-------------------|---------------|
| 0007-6113   | 00 07 20.85                      | -61 13 06.8 | 19.92             | 2        | ...                     | ..           | 145                     | 10           | 150                     | 8             | 142                   | 3             | 143                   | 3             | 87                         | 3             | <2.3              | ...           | <6.0              | PMNJ0007-6112     |               |
| 0024-6820   | 00 24 06.98                      | -68 20 54.4 | 17.62             | 2        | 366                     | 14           | 338                     | 24           | 256                     | 13            | 388                   | 8             | 471                   | 9             | 1250                       | 38            | 1.7               | 0.3           | 12.8              | PKS0021-686       | MX            |
| 0025-6028#  | 00 25 15.91                      | -60 28 27.6 | >22               | 0        | 94                      | 19           | ...                     | ..           | 92                      | 5             | ...                   | ..            | ...                   | ..            | 1777                       | 69            | <7.6              | ...           | ...               | PKS0022-60        |               |
| 0103-6439   | 01 03 33.93                      | -64 39 08.0 | 18.88             | 1        | 290                     | 58           | 200                     | 14           | 333                     | 19            | 215                   | 9             | 173                   | 5             | 770                        | 69            | <1.0              | ...           | 22.5              | PKS0101-649       | M             |
| 0109-6049   | 01 09 15.61                      | -60 49 48.9 | 22.01             | 1        | [872]                   | 194          | 506                     | 35           | 396                     | 20            | 699                   | 13            | 787                   | 14            | 481                        | 15            | 0.6               | 0.2           | 11.1              | PKS0107-610       | CQ            |
| 0110-6315   | 01 10 16.87                      | -63 15 56.3 | 20.12             | 2        | 154:                    | 34           | 278                     | 19           | 208                     | 10            | 165                   | 3             | 155                   | 3             | 178                        | 5             | <1.4              | ...           | 13.5              | PKS0108-635       | QP            |
| 0112-6634   | 01 12 19.05                      | -66 34 45.3 | 17.86             | 2        | 415                     | 92           | 295                     | 21           | 348                     | 17            | 413                   | 8             | 474                   | 16            | 451                        | 49            | 3.0               | 0.2           | 6.5               | PKS0110-668       | QP            |
| 0113-6753   | 01 13 11.50                      | -67 53 03.2 | 20.86             | 2        | [127]                   | 28           | 189                     | 13           | 241                     | 12            | 112                   | 3             | 108                   | 2             | 68                         | 2             | 2.7               | 0.4           | 11.0              | PMNJ0113-6753     |               |
| 0121-6309#  | 01 21 40.64                      | -63 09 02.9 | 17.63             | 2        | ...                     | ..           | [121]                   | 8            | 71                      | 4             | 293                   | 9             | 418                   | 9             | 2650                       | 97            | <7.9              | ...           | ...               | PKS0119-63        | QX z=0.837    |
| 0144-6421   | 01 44 16.89                      | -64 21 42.9 | 21.35             | 2        | 286                     | 20           | 172                     | 12           | 175                     | 9             | 201                   | 4             | 188                   | 3             | 108                        | 3             | 4.8               | 0.6           | <6.0              | PMNJ0144-6421     |               |
| 0154-6604   | 01 54 31.57                      | -66 04 16.4 | 18.87             | 2        | ...                     | ..           | 245                     | 17           | 161                     | 8             | 296                   | 6             | 390                   | 7             | 954                        | 29            | 4.3               | 0.5           | 20.0              | PKS0153-663       | QP            |
| 0158-6411   | 01 58 37.00                      | -64 11 28.4 | 19.51             | 1        | 133:                    | 30           | 114                     | 8            | 150                     | 8             | 132                   | 3             | 132                   | 2             | 191                        | 6             | 4.4               | 0.6           | 12.6              | PMNJ0158-6411     |               |
| 0158-6334   | 01 58 55.11                      | -63 34 49.7 | 19.29             | 2        | [111]                   | 25           | 119:                    | 8            | 90                      | 5             | 144                   | 3             | 192                   | 4             | 559                        | 17            | 7.0               | 0.8           | ...               | PKS0157-638       |               |
| 0201-6638   | 02 01 07.76                      | -66 38 12.9 | 20.26             | 2        | ...                     | ..           | 207                     | 14           | 337                     | 17            | 246                   | 5             | 270                   | 5             | 168                        | 5             | 2.7               | 0.2           | 23.3              | PMNJ0201-6638     |               |
| 0206-6143   | 02 06 40.01                      | -61 43 32.4 | 20.01             | 2        | ...                     | ..           | 236:                    | 17           | 209                     | 11            | 205                   | 4             | 211                   | 4             | 220                        | 7             | 3.7               | 0.2           | ...               | PMNJ0206-6143     |               |
| 0207-6837   | 02 07 50.94                      | -68 37 55.0 | 20.15             | 2        | ...                     | ..           | 244                     | 17           | ...                     | ..            | 300                   | 6             | 332                   | 6             | 400                        | 12            | ...               | ...           | ...               | PKS0206-688       | QP            |
| 0208-6216   | 02 08 01.18                      | -62 16 35.6 | 18.24             | 2        | 158                     | 35           | ...                     | ..           | 151                     | 8             | ...                   | ..            | ...                   | ..            | 193                        | 6             | <1.5              | ...           | ...               | PMNJ0207-6216     |               |
| 0214-7027   | 02 14 04.60                      | -70 27 06.3 | 19.35             | 2        | [149]                   | 33           | ...                     | ..           | 385                     | 19            | ...                   | ..            | ...                   | ..            | 108                        | 3             | 1.0               | 0.2           | ...               | PMNJ0214-7027     |               |
| 0214-6149   | 02 14 16.25                      | -61 49 33.8 | 20.33             | 2        | 248                     | 55           | 316:                    | 22           | 423                     | 21            | 220                   | 4             | 217                   | 4             | 212                        | 7             | 2.0               | 0.1           | ...               | PKS0212-620       |               |
| 0219-6806   | 02 19 41.77                      | -68 06 18.2 | 20.08             | 1        | ...                     | ..           | 226:                    | 16           | 170                     | 9             | 221                   | 4             | 279                   | 5             | 729                        | 22            | 1.3               | 0.4           | ...               | PKS0218-683       | P             |
| 0220-6330   | 02 20 54.20                      | -63 30 19.6 | 19.11             | 2        | ...                     | ..           | 367                     | 26           | 367                     | 18            | 333                   | 6             | 363                   | 7             | 368                        | 11            | 2.0               | 0.2           | <6.0              | PKS0219-637       | QP            |
| 0230-6214   | 02 30 11.60                      | -62 14 35.5 | 19.20             | 2        | ...                     | ..           | 146                     | 10           | 159                     | 8             | 85                    | 2             | 93                    | 2             | 100                        | 3             | <1.0              | ...           | <6.0              | PMNJ0230-6214     |               |
| 0236-6136   | 02 36 53.25                      | -61 36 15.1 | 18.18             | 2        | [511]                   | 113          | 394                     | 28           | 522                     | 26            | 338                   | 7             | 338                   | 6             | 604                        | 18            | 4.4               | 0.1           | 13.0              | PKS0235-618       | CQXP          |
| 0247-6325   | 02 47 11.06                      | -63 25 38.3 | 17.87             | 1        | ...                     | ..           | 154                     | 11           | 110                     | 6             | 80                    | 2             | 44                    | 1             | 12                         | 1             | <1.8              | ...           | 15.9              |                   | M             |
| 0250-6355   | 02 50 36.23                      | -63 55 01.6 | 19.67             | 2        | ...                     | ..           | 147                     | 10           | 190                     | 10            | 162                   | 3             | 158                   | 3             | 109                        | 3             | 4.2               | 0.3           | 11.7              | PMNJ0250-6355     |               |
| 0251-6000   | 02 51 26.27                      | -60 00 06.3 | 19.78             | 2        | ...                     | ..           | 286                     | 20           | 308                     | 15            | 395                   | 8             | 402                   | 7             | 274                        | 8             | 8.6               | 0.2           | <6.0              | PKS0250-602       | QP            |
| 0257-6112#  | 02 57 36.36                      | -61 12 30.4 | 18.78             | 2        | ...                     | ..           | 79                      | 8            | 101                     | 5             | 128                   | 4             | 150                   | 4             | 382                        | 12            | <2.3              | ...           | ...               | PKS0256-614       |               |
| 0303-6458   | 03 03 50.57                      | -64 58 54.5 | >22               | 0        | 149                     | 33           | 171                     | 12           | 131                     | 7             | 156                   | 3             | 146                   | 3             | 48                         | 2             | <1.5              | ...           | 12.2              | PMNJ0303-6458     | P             |
| 0303-6211   | 03 03 50.67                      | -62 11 25.2 | 19.48             | 2        | [2202]                  | 489          | 1330                    | 93           | 1256                    | 63            | 1941                  | 37            | 2181                  | 40            | 2513                       | 75            | 2.5               | 0.1           | <6.0              | PKS0302-623       | CQXWV*        |
| 0304-7007   | 03 04 18.26                      | -70 07 41.4 | 19.09             | 2        | ...                     | ..           | 190                     | 13           | 160                     | 8             | 271                   | 5             | 311                   | 6             | 238                        | 7             | 3.7               | 0.4           | 6.9               | PKS0304-703       |               |
| 0309-6058   | 03 09 56.13                      | -60 58 38.9 | 19.00             | 2        | ...                     | ..           | 1207                    | 84           | 1152                    | 58            | 1244                  | 24            | 1348                  | 24            | 993                        | 30            | 0.8               | 0.1           | <6.0              | PKS0308-611       | CQWVP*        |
| 0314-6548   | 03 14 22.44                      | -65 48 24.7 | 19.06             | 2        | 297                     | 66           | 277                     | 19           | 274                     | 14            | 164                   | 3             | 161                   | 3             | 354                        | 11            | 3.0               | 0.2           | <6.0              | PKS0313-660       | QX z=0.636    |
| 0323-6026   | 03 23 08.44                      | -60 26 31.3 | 20.69             | 2        | 159:                    | 35           | 263                     | 18           | 222                     | 11            | 220                   | 4             | 223                   | 4             | 199                        | 6             | 2.2               | 0.2           | 6.8               | PMNJ0323-6026     |               |
| 0340-6811   | 03 40 06.53                      | -68 11 26.1 | 22.01             | 1        | ...                     | ..           | 200:                    | 14           | 128                     | 6             | 207                   | 10            | 160                   | 3             | 225                        | 7             | 3.7               | 0.5           | ...               | PKS0339-683       |               |
| 0340-6703   | 03 40 28.27                      | -67 03 16.6 | 19.24             | 2        | [177]                   | 39           | 256:                    | 18           | 249                     | 12            | 222                   | 4             | 210                   | 4             | 374                        | 11            | <0.8              | ...           | ...               | PMNJ0340-6703     |               |
| 0341-5954   | 03 41 21.60                      | -59 54 08.6 | 18.21             | 2        | 147                     | 33           | 177                     | 12           | 125                     | 6             | 195                   | 4             | 212                   | 4             | 379                        | 11            | <2.0              | ...           | 16.4              | PKS0340-600       | P             |
| 0355-6645   | 03 55 47.86                      | -66 45 33.9 | 19.00             | 2        | ...                     | ..           | 293                     | 21           | 334                     | 17            | 483                   | 9             | 581                   | 11            | 1403                       | 42            | 1.6               | 0.2           | <6.0              | PKS0355-66        | CQP           |
| 0357-6948   | 03 57 30.07                      | -69 48 45.6 | >22               | 0        | [231]                   | 51           | ...                     | ..           | 111                     | 6             | ...                   | ..            | ...                   | ..            | 148                        | 5             | <1.9              | ...           | ...               | PMNJ0357-6948     |               |
| 0408-6545   | 04 08 20.33                      | -65 45 08.7 | >22               | 0        | 543                     | 121          | 428                     | 30           | 419                     | 21            | 1540                  | 30            | 3188                  | 58            | 25029                      | 751           | 3.6               | 0.2           | <6.0              | PKS0408-65        | C*            |
| 0420-6223   | 04 20 56.09                      | -62 23 38.6 | >22               | 0        | ...                     | ..           | 188                     | 13           | 179                     | 9             | 482                   | 9             | 896                   | 16            | 5622                       | 169           | 2.1               | 0.3           | <6.0              | PKS0420-62        | C             |

Table 3. (Continued)

| (1)<br>Name | (2)<br>Radio position<br>(J2000) |             | (3)<br>B<br>(mag) | (4)<br>T | (5)<br>S <sub>18</sub><br>2002 | (6)<br>± | (7)<br>S <sub>18</sub><br>2003 | (8)<br>± | (9)<br>S <sub>20</sub><br>2004 | (10)<br>± | (11)<br>S <sub>8</sub><br>2003 | (12)<br>± | (13)<br>S <sub>5</sub><br>2003 | (14)<br>± | (15)<br>S <sub>843</sub><br>SUMSS | (16)<br>± | (17)<br>Pol.<br>% | (18)<br>± | (19)<br>Var.<br>% | (20)<br>Alt. name | (21)<br>Notes |
|-------------|----------------------------------|-------------|-------------------|----------|--------------------------------|----------|--------------------------------|----------|--------------------------------|-----------|--------------------------------|-----------|--------------------------------|-----------|-----------------------------------|-----------|-------------------|-----------|-------------------|-------------------|---------------|
| 0421-6729   | 04 21 19.71                      | -67 29 01.6 | 20.16             | 1        | ...                            | ..       | 127                            | 9        | 134                            | 10        | 124                            | 3         | 79                             | 2         | 39                                | 2         | <1.4              | ...       | <6.0              |                   |               |
| 0422-6507   | 04 22 29.15                      | -65 07 05.0 | 20.42             | 2        | [108]                          | 24       | ...                            | ..       | 103                            | 5         | ...                            | ..        | ...                            | ..        | 177                               | 6         | 2.1               | 0.6       | ...               | PMNJ0422-6507     |               |
| 0425-6646   | 04 25 06.77                      | -66 46 49.8 | 20.59             | 2        | [242]                          | 54       | 236                            | 17       | 218                            | 11        | 315                            | 6         | 361                            | 7         | 91                                | 3         | 2.4               | 0.3       | <6.0              | PKS0425-669       |               |
| 0428-6438   | 04 28 10.87                      | -64 38 22.6 | 21.63             | 1        | 180                            | 40       | 189                            | 13       | 335                            | 17        | 168                            | 3         | 140                            | 3         | 78                                | 3         | <0.7              | ...       | 27.4              | PMNJ0428-6438     |               |
| 0433-6030   | 04 33 34.08                      | -60 30 13.1 | 19.10             | 1        | 359:                           | 80       | 356                            | 25       | 315                            | 16        | 324                            | 6         | 325                            | 6         | 414                               | 13        | 2.0               | 0.2       | <6.0              | PKS0432-606       | QP            |
| 0436-6056   | 04 36 21.77                      | -60 56 37.3 | 21.85             | 2        | ...                            | ..       | [491]                          | 44       | 116                            | 6         | ...                            | ..        | ...                            | ..        | 136                               | 4         | 3.7               | 0.6       | ...               |                   |               |
| 0436-5931   | 04 36 51.52                      | -59 31 36.6 | 15.53             | 1        | ...                            | ..       | 149:                           | 10       | 77                             | 4         | 114                            | 2         | 125                            | 2         | 96                                | 3         | <2.3              | ...       | ...               | ESO118-IG32       | M             |
| 0449-6106   | 04 49 24.33                      | -61 06 26.4 | >22               | 0        | ...                            | ..       | 172                            | 12       | 192                            | 10        | 237                            | 5         | 256                            | 5         | 427                               | 13        | 3.9               | 0.3       | <6.0              | PKS0448-611       |               |
| 0504-6049   | 05 04 01.65                      | -60 49 52.5 | 19.43             | 2        | [116]                          | 26       | [272]                          | 19       | 168                            | 8         | ...                            | ..        | ...                            | ..        | 568                               | 17        | <1.2              | ...       | ...               | PKS0503-608       | QP            |
| 0505-6215   | 05 05 46.75                      | -62 15 44.8 | 19.42             | 2        | 157                            | 35       | [287]                          | 20       | 86                             | 5         | ...                            | ..        | ...                            | ..        | 54                                | 2         | <2.1              | ...       | ...               | PMNJ0505-6215     |               |
| 0505-6236   | 05 05 48.53                      | -62 36 11.0 | 20.80             | 2        | 152                            | 34       | [201]                          | 16       | 87                             | 5         | ...                            | ..        | ...                            | ..        | 110                               | 3         | 2.9               | 0.7       | ...               | PMNJ0505-6236     |               |
| 0506-6109   | 05 06 43.96                      | -61 09 41.0 | 17.16             | 2        | ...                            | ..       | 1883                           | 131      | 1819                           | 91        | 1756                           | 34        | 1791                           | 33        | 3102                              | 93        | 1.2               | 0.1       | <6.0              | PKS0506-61        | QXWE* z=1.093 |
| 0507-6104   | 05 07 54.62                      | -61 04 43.2 | 21.18             | 2        | ...                            | ..       | 232                            | 16       | 443                            | 22        | 336                            | 7         | 420                            | 8         | 842                               | 25        | 0.6               | 0.2       | 30.8              | MRC0507-611       |               |
| 0516-6207   | 05 16 44.89                      | -62 07 05.4 | 21.20             | 2        | [530]                          | 118      | 545:                           | 38       | 785                            | 39        | 414                            | 8         | 416                            | 8         | 418                               | 13        | 2.8               | 0.1       | ...               | PKS0516-621       | QP            |
| 0522-6107   | 05 22 34.39                      | -61 07 57.2 | 18.46             | 2        | [1101]                         | 244      | 462                            | 32       | 425                            | 21        | 654                            | 13        | 700                            | 13        | 741                               | 22        | 0.8               | 0.2       | <6.0              | PKS0522-611       | CQXP z=1.400  |
| 0534-6106   | 05 34 35.73                      | -61 06 07.0 | 19.29             | 1        | 513                            | 47       | 503                            | 35       | 426                            | 30        | 435                            | 8         | 491                            | 9         | 451                               | 14        | 1.6               | 0.2       | 6.6               | PKS0534-611       | QP            |
| 0546-6415   | 05 46 41.83                      | -64 15 22.1 | 16.54             | 2        | ...                            | ..       | 227                            | 16       | 363                            | 21        | 189                            | 4         | 243                            | 4         | 119                               | 4         | <0.6              | ...       | 22.5              | PMNJ0546-6415     | QXW z=0.323   |
| 0607-6031   | 06 07 55.13                      | -60 31 52.0 | 19.50             | 2        | ...                            | ..       | 161                            | 11       | 256                            | 13        | 286                            | 6         | 406                            | 7         | 1416                              | 43        | 1.7               | 0.2       | 26.1              | PKS0607-605       | P             |
| 0610-6058   | 06 10 30.36                      | -60 58 37.8 | 20.15             | 2        | ...                            | ..       | 145:                           | 10       | 130                            | 7         | 186                            | 4         | 215                            | 4         | 350                               | 11        | 2.9               | 0.4       | ...               | PKS0609-609       | QX            |
| 0620-6107   | 06 20 05.24                      | -61 07 31.6 | 19.99             | 2        | ...                            | ..       | 167                            | 12       | 235                            | 12        | 255                            | 5         | 287                            | 5         | 357                               | 11        | 10.0              | 0.3       | 16.1              |                   |               |
| 0621-5935   | 06 21 53.13                      | -59 35 08.6 | 19.68             | 1        | ...                            | ..       | 222                            | 16       | 237                            | 12        | 396                            | 8         | 547                            | 10        | 1276                              | 38        | 0.8               | 0.2       | <6.0              | PKS0621-595       |               |
| 0623-6436   | 06 23 07.75                      | -64 36 20.7 | 17.06             | 1        | ...                            | ..       | 481                            | 34       | 1222                           | 61        | 368                            | 7         | 312                            | 6         | 326                               | 13        | 0.5               | 0.1       | 43.2              | PMNJ0623-6436     | XMI z=0.1289  |
| 0625-6020   | 06 25 24.32                      | -60 20 29.8 | >22               | 0        | ...                            | ..       | 269                            | 19       | 351                            | 18        | 342                            | 7         | 365                            | 7         | 288                               | 9         | <0.6              | ...       | 12.2              | PMNJ0625-6020     |               |
| 0628-6248   | 06 28 57.54                      | -62 48 45.0 | 21.24             | 2        | ...                            | ..       | 327                            | 23       | 359                            | 18        | 396                            | 8         | 426                            | 8         | 522                               | 16        | 7.1               | 0.2       | <6.0              | PKS0628-627       | P             |
| 0644-6712   | 06 44 28.15                      | -67 12 57.6 | 21.53             | 1        | ...                            | ..       | 230                            | 16       | 368                            | 18        | 225                            | 4         | 233                            | 4         | 218                               | 7         | 6.6               | 0.2       | 22.5              | PKS0644-671       | P             |
| 0647-6058   | 06 47 40.86                      | -60 58 05.3 | >22               | 0        | ...                            | ..       | 145:                           | 10       | 97                             | 5         | 93                             | 2         | 98                             | 2         | 108                               | 3         | 2.4               | 0.5       | ...               | PMNJ0647-6058     |               |
| 0650-6510   | 06 50 57.62                      | -65 10 12.3 | 18.69             | 2        | ...                            | ..       | 91                             | 6        | 97                             | 5         | 174                            | 3         | 207                            | 4         | 71                                | 2         | 3.6               | 0.6       | <6.0              | PMNJ0650-6509     |               |
| 0700-6610   | 07 00 31.16                      | -66 10 45.2 | 15.77             | 2        | ...                            | ..       | 235                            | 16       | 306                            | 15        | 293                            | 6         | 298                            | 5         | 288                               | 9         | 3.0               | 0.2       | 12.1              | PKS0700-661       | QP            |
| 0715-6829   | 07 15 09.51                      | -68 29 58.2 | ...               | ...      | ...                            | ..       | 209                            | 15       | 327                            | 16        | 236                            | 5         | 239                            | 4         | 143                               | 4         | 6.0               | 0.2       | 21.4              | PMNJ0715-6829     |               |
| 0716-6240   | 07 16 33.57                      | -62 40 26.5 | 20.27             | 2        | ...                            | ..       | 316                            | 22       | 364                            | 18        | 226                            | 4         | 182                            | 3         | 116                               | 4         | 2.7               | 0.2       | <6.0              | PKS0716-625       |               |
| 0719-6218   | 07 19 04.55                      | -62 18 02.5 | 20.73             | 2        | ...                            | ..       | 249                            | 17       | ...                            | ..        | 249                            | 13        | 282                            | 5         | 284                               | 9         | ...               | ...       | ...               | PMNJ0719-6218     |               |
| 0738-6735   | 07 38 56.49                      | -67 35 50.6 | 19.65             | 2        | ...                            | ..       | 255                            | 18       | 346                            | 17        | 396                            | 8         | 434                            | 7         | 531                               | 16        | 2.2               | 0.2       | 14.3              | PKS0738-674       | QP z=1.663    |
| 0743-6726#  | 07 43 31.60                      | -67 26 25.8 | 16.71             | 2        | ...                            | ..       | 1069                           | 214      | 1360                           | 68        | 1904                           | 38        | 2109                           | 42        | 5638                              | 169       | 4.8               | 0.1       | ...               | PKS0743-67        | QXWVP z=1.510 |
| 0744-6919   | 07 44 20.26                      | -69 19 07.3 | 21.65             | 2        | 237                            | 53       | 323                            | 23       | 363                            | 18        | 330                            | 6         | 322                            | 6         | 414                               | 12        | 2.4               | 0.2       | <6.0              | PKS0744-691       |               |
| 0746-6612   | 07 46 43.66                      | -66 12 51.4 | 19.32             | 2        | ...                            | ..       | [371]                          | 27       | 168                            | 8         | ...                            | ..        | ...                            | ..        | 2089                              | 63        | 12.0              | 0.4       | ...               | PKS0746-660       |               |
| 0806-6101   | 08 06 49.26                      | -61 01 29.8 | >22               | 0        | ...                            | ..       | 108                            | 8        | 147                            | 7         | 175                            | 4         | 182                            | 3         | 163                               | 5         | 3.1               | 0.6       | 14.4              | PMNJ0806-6101     |               |
| 0818-6634   | 08 18 49.39                      | -66 34 00.4 | 19.12             | 2        | ...                            | ..       | 111                            | 8        | 114                            | 6         | 127                            | 3         | 96                             | 2         | 28                                | 1         | <2.7              | ...       | <6.0              | PMNJ0818-6634     |               |
| 0820-6814   | 08 20 11.23                      | -68 14 40.8 | 21.52             | 2        | ...                            | ..       | 193                            | 14       | 64                             | 4         | 156                            | 3         | 121                            | 2         | 53                                | 2         | <4.2              | ...       | 49.9              | PMNJ0820-6814     |               |
| 0835-5953   | 08 35 28.91                      | -59 53 11.6 | >22               | 0        | ...                            | ..       | 269                            | 19       | 307                            | 15        | 194                            | 4         | 140                            | 3         | 25                                | 1         | 0.9               | 0.2       | <6.0              | PMNJ0835-5953     |               |
| 0842-6053   | 08 42 26.48                      | -60 53 50.4 | 19.98             | 1        | ...                            | ..       | 318                            | 22       | 320                            | 16        | 376                            | 7         | 398                            | 4         | 745                               | 22        | 1.2               | 0.2       | <6.0              | PMNJ0842-6053     | C             |



Table 3. (Continued)

| (1)<br>Name | (2)<br>Radio position<br>(J2000) |             | (3)<br>B<br>(mag) | (4)<br>T | (5)<br>S <sub>18</sub><br>2002 | (6)<br>± | (7)<br>S <sub>18</sub><br>2003 | (8)<br>± | (9)<br>S <sub>20</sub><br>2004 | (10)<br>± | (11)<br>S <sub>8</sub><br>2003 | (12)<br>± | (13)<br>S <sub>5</sub><br>2003 | (14)<br>± | (15)<br>S <sub>843</sub><br>SUMSS | (16)<br>± | (17)<br>Pol.<br>% | (18)<br>± | (19)<br>Var.<br>% | (20)<br>Alt. name | (21)<br>Notes   |
|-------------|----------------------------------|-------------|-------------------|----------|--------------------------------|----------|--------------------------------|----------|--------------------------------|-----------|--------------------------------|-----------|--------------------------------|-----------|-----------------------------------|-----------|-------------------|-----------|-------------------|-------------------|-----------------|
| 0845-6527   | 08 45 11.29                      | -65 27 23.8 | 18.01             | 2        | [237]                          | 53       | 260                            | 18       | 214                            | 11        | 403                            | 8         | 422                            | 8         | 18                                | 1         | 1.1               | 0.3       | 8.3               | PMNJ0845-6527     |                 |
| 0846-6313   | 08 46 35.97                      | -63 13 34.8 | 19.34             | 2        | 108                            | 24       | ...                            | ..       | 73                             | 4         | ...                            | ..        | ...                            | ..        | 86                                | 3         | 4.4               | 1.0       | ...               | PMNJ0846-6313     |                 |
| 0847-6235   | 08 47 02.95                      | -62 35 40.8 | 19.16             | 2        | ...                            | ..       | 117                            | 8        | 108                            | 5         | 140                            | 3         | 149                            | 3         | 191                               | 6         | 2.7               | 0.8       | <6.0              | PMNJ0847-6235     |                 |
| 0901-6636   | 09 01 15.40                      | -66 36 33.8 | 21.38             | 1        | [230]                          | 51       | 160                            | 11       | 165                            | 8         | 249                            | 5         | 266                            | 5         | 193                               | 6         | 4.5               | 0.6       | <6.0              | PKS0900-664       |                 |
| 0923-6648   | 09 23 47.51                      | -66 48 37.9 | 21.78             | 2        | ...                            | ..       | 150:                           | 11       | 179                            | 9         | 137                            | 3         | 123                            | 2         | 96                                | 3         | 6.4               | 0.5       | ...               | PKS0922-666       |                 |
| 0938-6556   | 09 38 41.82                      | -65 56 13.6 | 18.39             | 2        | ...                            | ..       | 104                            | 7        | ...                            | ..        | 140                            | 3         | 119                            | 2         | 197                               | 6         | <1.7              | ...       | ...               | PKS0937-657       |                 |
| 0953-6924   | 09 53 20.48                      | -69 24 25.4 | 18.65             | 2        | ...                            | ..       | 198:                           | 14       | 103                            | 5         | 184                            | 4         | 195                            | 4         | 170                               | 5         | 3.5               | 0.7       | ...               | PKS0952-691       | QP              |
| 1533-6837   | 15 33 34.61                      | -68 37 19.3 | 21.63             | 2        | ...                            | ..       | 223                            | 12       | 285                            | 14        | ...                            | ..        | ...                            | ..        | 285                               | 10        | <1.3              | ...       | 11.1              | PKS1528-684       |                 |
| 1542-6807   | 15 42 57.32                      | -68 07 49.8 | 16.77             | 2        | ...                            | ..       | 125:                           | 16       | 58                             | 3         | ...                            | ..        | ...                            | ..        | 243                               | 8         | <5.9              | ...       | ...               | PMNJ1543-6808     |                 |
| 1546-6837   | 15 46 44.52                      | -68 37 29.3 | 19.51             | 2        | [233]                          | 52       | 131                            | 9        | 503                            | 25        | ...                            | ..        | ...                            | ..        | 206                               | 8         | 2.8               | 0.2       | 58.4              | PMNJ1546-6837     |                 |
| 1624-6809   | 16 24 18.55                      | -68 09 11.3 | 17.05             | 2        | 331:                           | 16       | 570                            | 40       | 723                            | 36        | 910                            | 17        | 1473                           | 27        | 1046                              | 31        | 0.6               | 0.2       | 10.7              | PKS1619-680       | CQP* z=1.360    |
| 1647-6438   | 16 47 37.91                      | -64 38 00.2 | 20.05             | 1        | 614:                           | 136      | 418                            | 29       | 462                            | 23        | 424                            | 8         | 557                            | 10        | 644                               | 19        | 8.6               | 0.2       | <6.0              | MRC1642-645       | CVE             |
| 1703-6212   | 17 03 36.78                      | -62 12 39.1 | 18.73             | 2        | ...                            | ..       | 1572                           | 110      | 1287                           | 64        | 854                            | 17        | 1223                           | 22        | 731                               | 22        | 0.5               | 0.1       | 8.6               | MRC1659-621       | CWE             |
| 1703-6511   | 17 03 50.56                      | -65 11 06.2 | 18.10             | 2        | [99]                           | 22       | ...                            | ..       | 135                            | 7         | ...                            | ..        | ...                            | ..        | 345                               | 10        | 2.2               | 0.6       | ...               | PKS1658-651       |                 |
| 1709-6905   | 17 09 55.80                      | -69 05 22.6 | 20.34             | 1        | ...                            | ..       | 122                            | 9        | 148                            | 7         | 70                             | 2         | 86                             | 2         | 56                                | 2         | <2.1              | ...       | 8.2               | PMNJ1709-6905     |                 |
| 1721-6154   | 17 21 39.07                      | -61 54 42.8 | 18.91             | 2        | [340]                          | 75       | 381                            | 27       | 297                            | 15        | 288                            | 6         | 285                            | 5         | 310                               | 9         | 2.5               | 0.3       | 11.3              | PMNJ1721-6154     |                 |
| 1723-6500   | 17 23 41.12                      | -65 00 36.3 | 13.16             | 1        | [2945]                         | 654      | 2671                           | 187      | 2817                           | 141       | 2626                           | 51        | ...                            | ..        | 3724                              | 112       | <1.7              | ...       | <6.0              | NGC6328           | CMWVP* z=0.0142 |
| 1726-6427   | 17 26 57.91                      | -64 27 52.4 | >22               | 0        | 204                            | 13       | 209                            | 15       | 150                            | 8         | 344                            | 7         | 1041                           | 19        | 4076                              | 122       | <1.8              | ...       | 15.6              | MRC1722-644       | CV              |
| 1735-6215   | 17 35 08.11                      | -62 15 21.2 | 19.59             | 2        | [256]                          | 57       | 403                            | 28       | 300                            | 15        | 262                            | 5         | 403                            | 7         | 696                               | 21        | 1.1               | 0.3       | 13.7              | MRC1730-622       |                 |
| 1736-5951   | 17 36 30.95                      | -59 51 58.3 | 21.51             | 2        | 236                            | 62       | 181                            | 13       | 192                            | 10        | 151                            | 3         | 242                            | 4         | 269                               | 8         | 2.5               | 0.4       | <6.0              | PKS1732-598       | Q               |
| 1737-5921   | 17 37 19.80                      | -59 21 41.0 | 20.99             | 1        | ...                            | ..       | 395:                           | 28       | 247                            | 12        | 253                            | 5         | 368                            | 7         | 381                               | 12        | 5.5               | 0.3       | ...               | PMNJ1737-5921     |                 |
| 1743-6626   | 17 43 49.13                      | -66 26 27.5 | 20.76             | 2        | 176                            | 39       | 124                            | 9        | 192                            | 10        | 74                             | 2         | 117                            | 2         | 209                               | 6         | 2.7               | 0.5       | 20.9              | PKS1738-664       |                 |
| 1749-6258   | 17 49 25.80                      | -62 58 17.8 | 19.08             | 1        | 182                            | 40       | 181                            | 13       | 186                            | 9         | 111                            | 2         | 162                            | 3         | 244                               | 7         | 2.4               | 0.4       | <6.0              | PMNJ1749-6258     |                 |
| 1754-6423   | 17 54 42.21                      | -64 23 45.3 | 19.15             | 2        | 83:                            | 18       | ...                            | ..       | 103                            | 5         | ...                            | ..        | ...                            | ..        | 177                               | 5         | <2.6              | ...       | ...               | PMNJ1754-6423     |                 |
| 1759-5947   | 17 59 06.08                      | -59 47 01.1 | >22               | 0        | 112                            | 25       | ...                            | ..       | 67                             | 4         | ...                            | ..        | ...                            | ..        | 5626                              | 169       | 13.0              | 0.9       | ...               | PKS1754-59        |                 |
| 1803-6507   | 18 03 23.58                      | -65 07 36.8 | 18.19             | 1        | [999]                          | 222      | 1144                           | 80       | 1314                           | 66        | 771                            | 19        | ...                            | ..        | 637                               | 19        | 0.8               | 0.1       | <6.0              | PKS1758-651       | CWP             |
| 1807-6413   | 18 07 54.03                      | -64 13 50.7 | 20.56             | 1        | 450                            | 100      | ...                            | ..       | 277                            | 14        | ...                            | ..        | ...                            | ..        | 94                                | 3         | 1.8               | 0.2       | ...               | PMNJ1807-6413     |                 |
| 1807-7012#  | 18 07 14.76                      | -70 12 39.9 | 18.23             | 1        | 131                            | 13       | ...                            | ..       | 126                            | 7         | ...                            | ..        | ...                            | ..        | 1199                              | 36        | 13.2              | 1.7       | ...               | PKS1801-702       | M               |
| 1819-6345   | 18 19 34.94                      | -63 45 48.5 | 16.80             | 1        | 1631                           | 79       | ...                            | ..       | 1825                           | 91        | ...                            | ..        | ...                            | ..        | 20185                             | 606       | 0.8               | 0.1       | ...               | PKS1814-63        | CMWE* z=0.0627  |
| 1822-6359#  | 18 22 14.76                      | -63 59 24.4 | >22               | 0        | 142                            | 28       | ...                            | ..       | 163                            | 8         | ...                            | ..        | ...                            | ..        | 4935                              | 181       | 6.1               | 0.7       | ...               | PKS1817-64        |                 |
| 1824-6717#  | 18 24 34.21                      | -67 17 26.1 | >22               | 0        | 228                            | 46       | ...                            | ..       | 310                            | 20        | ...                            | ..        | ...                            | ..        | 3440                              | 134       | 4.1               | 0.4       | ...               | PKS1819-67        |                 |
| 1836-6649   | 18 36 59.40                      | -66 49 08.5 | 19.54             | 1        | 127                            | 28       | ...                            | ..       | 146                            | 7         | ...                            | ..        | ...                            | ..        | 3260                              | 98        | 4.7               | 0.4       | ...               | PKS1831-668       |                 |
| 1840-6152   | 18 40 15.43                      | -61 52 06.3 | 21.96             | 2        | 245                            | 54       | 282                            | 20       | 254                            | 13        | ...                            | ..        | ...                            | ..        | 191                               | 6         | 1.1               | 0.2       | <6.0              | PKS1835-619       |                 |
| 1844-6808   | 18 44 11.82                      | -68 08 05.3 | 20.00             | 2        | ...                            | ..       | 188                            | 13       | 114                            | 6         | ...                            | ..        | ...                            | ..        | 111                               | 4         | 2.9               | 0.6       | 23.9              | PMNJ1844-6808     |                 |
| 1852-6848   | 18 52 32.29                      | -68 48 16.1 | >22               | 0        | 101:                           | 22       | ...                            | ..       | 86                             | 5         | ...                            | ..        | ...                            | ..        | 403                               | 12        | 4.0               | 0.6       | ...               | PKS1847-688       |                 |
| 1903-6749   | 19 03 01.32                      | -67 49 35.5 | 18.90             | 2        | 419:                           | 21       | 156                            | 11       | 481                            | 24        | ...                            | ..        | ...                            | ..        | 232                               | 7         | 5.2               | 0.1       | 50.7              | PMNJ1903-6749     |                 |
| 1906-6556   | 19 06 47.72                      | -65 56 41.1 | >22               | 0        | ...                            | ..       | [264]                          | 18       | 111                            | 6         | ...                            | ..        | ...                            | ..        | 447                               | 14        | 2.1               | 0.4       | ...               | PKS1901-660       |                 |
| 1913-6950   | 19 13 31.25                      | -69 50 37.4 | >22               | 0        | 282                            | 63       | 317                            | 22       | 192                            | 10        | ...                            | ..        | ...                            | ..        | 34                                | 1         | <0.9              | ...       | 24.0              |                   |                 |
| 1916-6928   | 19 16 36.33                      | -69 28 33.7 | >22               | 0        | ...                            | ..       | 225:                           | 16       | 117                            | 6         | ...                            | ..        | ...                            | ..        | 100                               | 3         | 3.6               | 0.4       | ...               | PMNJ1916-6928     |                 |
| 1917-6436   | 19 17 34.06                      | -64 35 43.8 | 20.55             | 2        | ...                            | ..       | 116:                           | 8        | 64                             | 4         | ...                            | ..        | ...                            | ..        | 102                               | 3         | 6.5               | 0.7       | ...               | PMNJ1917-6435     |                 |

Table 3. (Continued)

| (1)<br>Name | (2)<br>Radio position<br>(J2000) |             | (3)<br>B<br>(mag) | (4)<br>T | (5)<br>S <sub>18</sub><br>2002 | (6)<br>± | (7)<br>S <sub>18</sub><br>2003 | (8)<br>± | (9)<br>S <sub>20</sub><br>2004 | (10)<br>± | (11)<br>S <sub>8</sub><br>2003 | (12)<br>± | (13)<br>S <sub>5</sub><br>2003 | (14)<br>± | (15)<br>S <sub>843</sub><br>SUMSS | (16)<br>± | (17)<br>Pol.<br>% | (18)<br>± | (19)<br>Var.<br>% | (20)<br>Alt. name | (21)<br>Notes |
|-------------|----------------------------------|-------------|-------------------|----------|--------------------------------|----------|--------------------------------|----------|--------------------------------|-----------|--------------------------------|-----------|--------------------------------|-----------|-----------------------------------|-----------|-------------------|-----------|-------------------|-------------------|---------------|
| 1923-6320   | 19 23 24.64                      | -63 20 46.2 | 21.42             | 2        | ...                            | ..       | 184                            | 13       | 127                            | 6         | ...                            | ..        | ...                            | ..        | 412                               | 13        | 1.8               | 0.4       | 17.6              | PMNJ1923-6320     |               |
| 1926-6242   | 19 26 58.09                      | -62 42 27.6 | 18.64             | 2        | 133:                           | 30       | ...                            | ..       | 93                             | 5         | ...                            | ..        | ...                            | ..        | 139                               | 5         | 3.5               | 0.5       | ...               |                   |               |
| 1930-6056   | 19 30 06.07                      | -60 56 09.0 | 20.57             | 2        | 675                            | 150      | 819                            | 57       | 572                            | 29        | ...                            | ..        | ...                            | ..        | 696                               | 21        | 3.1               | 0.1       | 17.0              | PKS1925-610       | CQP           |
| 1933-6942   | 19 33 31.22                      | -69 42 58.5 | 19.94             | 2        | 388                            | 86       | ...                            | ..       | 259                            | 13        | ...                            | ..        | ...                            | ..        | 744                               | 22        | 1.2               | 0.2       | ...               | PKS1928-698       | QP            |
| 1939-6342   | 19 39 24.99                      | -63 42 45.3 | 18.87             | 1        | [1272]                         | 350      | 1227                           | 86       | 886                            | 44        | ...                            | ..        | ...                            | ..        | 13722                             | 412       | <0.2              | ...       | <6.0              | PKS1934-63        | CV* z=0.183   |
| 1940-6907   | 19 40 26.09                      | -69 07 55.1 | >22               | 0        | [568]                          | 126      | 556                            | 39       | 442                            | 22        | ...                            | ..        | ...                            | ..        | 1705                              | 51        | 2.1               | 0.1       | 10.3              | PKS1935-692       | CQV z=3.154   |
| 1940-6527   | 19 40 38.91                      | -65 27 15.7 | 20.75             | 2        | ...                            | ..       | 242                            | 13       | 282                            | 14        | ...                            | ..        | ...                            | ..        | 244                               | 7         | 0.7               | 0.2       | <6.0              | PMNJ1940-6527     |               |
| 1941-6211   | 19 41 21.74                      | -62 11 21.3 | 21.12             | 1        | 502:                           | 111      | 390                            | 27       | 348                            | 17        | ...                            | ..        | ...                            | ..        | 1832                              | 55        | 4.0               | 0.2       | <6.0              | PKS1936-623       | QP*           |
| 1942-7015   | 19 42 45.52                      | -70 15 44.4 | 19.29             | 2        | 111                            | 25       | ...                            | ..       | 75                             | 4         | ...                            | ..        | ...                            | ..        | 80                                | 3         | 2.6               | 0.7       | ...               | PMNJ1942-7015     |               |
| 2004-6347   | 20 04 29.52                      | -63 47 22.7 | 19.35             | 2        | 456                            | 13       | 355                            | 25       | 369                            | 18        | 369                            | 8         | 560                            | 10        | 749                               | 23        | 1.5               | 0.2       | <6.0              | PMNJ2004-6347     | C             |
| 2015-6712   | 20 15 00.00                      | -67 12 58.9 | 19.02             | 1        | [73]                           | 16       | ...                            | ..       | 214                            | 11        | ...                            | ..        | ...                            | ..        | 39                                | 2         | <1.0              | ...       | ...               | PMNJ2014-6713     | M             |
| 2017-6824   | 20 17 29.30                      | -68 24 54.9 | 21.99             | 1        | ...                            | ..       | 175                            | 12       | 164                            | 8         | 175                            | 9         | 227                            | 4         | 243                               | 7         | 4.3               | 0.4       | <6.0              | PKS2012-685       | QP            |
| 2021-6124   | 20 21 01.34                      | -61 24 49.2 | 20.45             | 1        | 183                            | 41       | 163                            | 11       | 200                            | 10        | 321                            | 7         | 468                            | 9         | 1071                              | 32        | 4.2               | 0.3       | 14.0              | PKS2016-615       | CQ            |
| 2024-6458   | 20 24 46.30                      | -64 58 35.6 | 20.79             | 2        | ...                            | ..       | [267]                          | 21       | 192                            | 10        | ...                            | ..        | ...                            | ..        | 126                               | 4         | 2.7               | 0.3       | ...               | PMNJ2024-6458     |               |
| 2027-7007   | 20 27 24.54                      | -70 07 17.2 | 19.19             | 2        | [308]                          | 68       | ...                            | ..       | 233                            | 12        | ...                            | ..        | ...                            | ..        | 1041                              | 31        | 1.7               | 0.3       | ...               | PKS2022-702       | Q z=0.697     |
| 2035-6846   | 20 35 48.85                      | -68 46 33.6 | 19.27             | 2        | ...                            | ..       | 570                            | 40       | 457                            | 23        | 651                            | 13        | 745                            | 14        | 299                               | 9         | 4.2               | 0.2       | 9.8               | PKS2030-689       | QWP           |
| 2035-6602   | 20 35 51.46                      | -66 02 07.3 | 19.24             | 2        | ...                            | ..       | 320                            | 22       | 259                            | 13        | 325                            | 7         | 386                            | 7         | 355                               | 11        | 3.6               | 0.2       | 9.2               | PMNJ2035-6602     |               |
| 2046-6527   | 20 46 49.64                      | -65 27 27.4 | 21.58             | 2        | 116                            | 26       | ...                            | ..       | 130                            | 7         | ...                            | ..        | ...                            | ..        | 36                                | 1         | <1.5              | ...       | ...               | PMNJ2046-6527     |               |
| 2048-6804   | 20 48 23.81                      | -68 04 51.8 | 18.20             | 2        | ...                            | ..       | 114                            | 8        | 104                            | 5         | 122                            | 3         | 170                            | 3         | 349                               | 11        | 1.9               | 0.5       | <6.0              | PKS2043-682       | C             |
| 2052-6523   | 20 52 06.64                      | -65 23 11.3 | 17.29             | 2        | ...                            | ..       | 275                            | 19       | 228                            | 11        | 275                            | 15        | 375                            | 7         | 551                               | 17        | 1.3               | 0.3       | 7.9               | PKS2047-655       | QP z=2.320    |
| 2053-6255   | 20 53 05.62                      | -62 55 50.9 | 21.19             | 2        | ...                            | ..       | 236                            | 17       | 280                            | 14        | 269                            | 5         | 313                            | 6         | 171                               | 5         | 1.8               | 0.2       | 6.9               | PMNJ2053-6255     |               |
| 2059-6745   | 20 59 09.59                      | -67 45 23.2 | 17.70             | 1        | 90                             | 20       | ...                            | ..       | 104                            | 5         | ...                            | ..        | ...                            | ..        | 2456                              | 9         | <2.0              | ...       | ...               | PMNJ2059-6745     | M             |
| 2106-6547   | 21 06 59.73                      | -65 47 44.2 | 20.88             | 2        | 303                            | 67       | 315                            | 22       | 305                            | 15        | 424                            | 8         | 585                            | 11        | 1555                              | 47        | <0.7              | ...       | <6.0              | PKS2102-659       | C             |
| 2114-6851   | 21 14 13.46                      | -68 51 02.4 | 19.58             | 2        | 140:                           | 31       | 189                            | 13       | 223                            | 11        | 225                            | 5         | 285                            | 5         | 510                               | 15        | 2.6               | 0.3       | 6.5               | PKS2109-690       | Q z=2.910     |
| 2121-6111   | 21 21 04.10                      | -61 11 24.2 | 18.75             | 2        | 214:                           | 48       | 287                            | 20       | 357                            | 18        | 367                            | 7         | 476                            | 9         | 966                               | 29        | 2.1               | 0.2       | 9.6               | MRC2117-614       | C             |
| 2121-6404   | 21 21 55.05                      | -64 04 29.8 | 21.19             | 2        | ...                            | ..       | 263:                           | 18       | 164                            | 8         | 354                            | 7         | 588                            | 11        | 2081                              | 62        | <1.1              | ...       | ...               | PKS2117-64        | C             |
| 2124-6028   | 21 24 02.94                      | -60 28 08.9 | 17.32             | 2        | ...                            | ..       | [323]                          | 23       | 134                            | 7         | ...                            | ..        | ...                            | ..        | 35                                | 1         | <1.5              | ...       | ...               |                   |               |
| 2134-6513   | 21 34 13.25                      | -65 13 36.9 | 21.21             | 2        | ...                            | ..       | 166                            | 12       | 179                            | 9         | 136                            | 3         | 142                            | 3         | 213                               | 7         | 6.2               | 0.4       | <6.0              | PKS2130-654       |               |
| 2136-6335   | 21 36 22.09                      | -63 35 51.3 | 19.77             | 2        | ...                            | ..       | 238                            | 17       | 385                            | 19        | 180                            | 4         | 144                            | 3         | 160                               | 5         | 0.7               | 0.2       | 23.0              | PMNJ2136-6335     |               |
| 2141-6411   | 21 41 46.50                      | -64 11 14.8 | 19.58             | 2        | ...                            | ..       | 200                            | 14       | 217                            | 11        | 153                            | 3         | 152                            | 3         | 176                               | 5         | 5.8               | 0.3       | <6.0              | PMNJ2141-6411     |               |
| 2150-6802   | 21 50 13.43                      | -68 02 50.6 | 20.83             | 2        | 215:                           | 48       | 179                            | 13       | 246                            | 12        | 230                            | 5         | 229                            | 4         | 126                               | 4         | 1.0               | 0.2       | 14.9              | PMNJ2150-6803     |               |
| 2156-6331   | 21 56 49.11                      | -63 31 05.9 | 19.98             | 2        | 97                             | 22       | ...                            | ..       | 141                            | 7         | ...                            | ..        | ...                            | ..        | 57                                | 2         | <1.6              | ...       | ...               | PMNJ2156-6331     |               |
| 2157-6941#  | 21 57 05.45                      | -69 41 22.6 | 13.85             | 1        | 1821                           | 304      | [759]                          | 53       | 1490                           | 75        | 2760                           | 59        | 8300                           | 171       | 41200                             | 1455      | 2.4               | 0.1       | ...               | ESO075-G41        | IXWM z=0.0283 |
| 2203-6130   | 22 03 59.63                      | -61 30 21.9 | 19.86             | 1        | 249                            | 55       | 282:                           | 20       | 289                            | 14        | 264                            | 5         | 346                            | 6         | 441                               | 13        | 3.5               | 0.2       | ...               | PKS2200-617       | QP            |
| 2208-6325   | 22 08 47.15                      | -63 25 47.6 | 18.41             | 2        | [298]                          | 66       | 335                            | 23       | 337                            | 17        | 453                            | 9         | 634                            | 12        | 1429                              | 43        | 4.2               | 0.2       | <6.0              | PKS2204-63        | CQ z=0.618    |
| 2213-6330   | 22 13 34.73                      | -63 30 01.5 | 18.52             | 2        | 325                            | 72       | 322                            | 23       | 334                            | 17        | 223                            | 5         | 209                            | 4         | 631                               | 25        | 1.4               | 0.2       | <6.0              | PKS2210-637       | X             |
| 2215-6609   | 22 15 45.26                      | -66 09 14.0 | 21.19             | 2        | 110                            | 24       | ...                            | ..       | 134                            | 7         | ...                            | ..        | ...                            | ..        | 761                               | 23        | 4.4               | 0.5       | ...               | PKS2212-664       |               |
| 2229-6910   | 22 29 00.21                      | -69 10 29.8 | 19.85             | 2        | ...                            | ..       | 596                            | 42       | 626                            | 31        | 549                            | 11        | 491                            | 9         | 400                               | 12        | 0.8               | 0.1       | <6.0              | PKS2225-694       | QP            |
| 2230-6310   | 22 30 10.29                      | -63 10 43.1 | 19.85             | 2        | 187                            | 42       | 144                            | 10       | 156                            | 8         | 184                            | 4         | 193                            | 4         | 231                               | 7         | 3.4               | 0.4       | <6.0              | PMNJ2230-6310     |               |
| 2231-6231   | 22 31 07.91                      | -62 31 19.2 | 20.25             | 1        | [395]                          | 88       | 316                            | 22       | 249                            | 12        | 346                            | 7         | 332                            | 6         | 267                               | 8         | 1.5               | 0.2       | 10.7              | PKS2227-627       |               |

Table 3. (Continued)

| (1)<br>Name | (2)<br>Radio position<br>(J2000) |             | (3)<br>B<br>(mag) | (4)<br>T | (5)<br>S <sub>18</sub><br>2002 | (6)<br>± | (7)<br>S <sub>18</sub><br>2003 | (8)<br>± | (9)<br>S <sub>20</sub><br>2004 | (10)<br>± | (11)<br>S <sub>8</sub><br>2003 | (12)<br>± | (13)<br>S <sub>5</sub><br>2003 | (14)<br>± | (15)<br>S <sub>843</sub><br>SUMSS | (16)<br>± | (17)<br>Pol.<br>% | (18)<br>± | (19)<br>Var.<br>% | (20)<br>Alt. name | (21)<br>Notes |
|-------------|----------------------------------|-------------|-------------------|----------|--------------------------------|----------|--------------------------------|----------|--------------------------------|-----------|--------------------------------|-----------|--------------------------------|-----------|-----------------------------------|-----------|-------------------|-----------|-------------------|-------------------|---------------|
| 2243-6250   | 22 43 07.78                      | -62 50 57.3 | 18.19             | 2        | ...                            | ..       | 199                            | 14       | 224                            | 11        | 224                            | 5         | 194                            | 4         | 111                               | 3         | 1.2               | 0.2       | <6.0              | PKS2239-631       | P             |
| 2254-5926   | 22 54 56.77                      | -59 26 00.7 | 19.80             | 2        | ...                            | ..       | 239:                           | 17       | 194                            | 10        | 159                            | 3         | 157                            | 3         | 159                               | 5         | 1.8               | 0.3       | ...               | PKS2251-596       | P             |
| 2256-6533   | 22 56 24.89                      | -65 33 25.1 | 16.90             | 2        | ...                            | ..       | 114                            | 8        | 99                             | 5         | 125                            | 3         | 150                            | 3         | 349                               | 10        | 3.0               | 0.6       | <6.0              | PMNJ2256-6533     |               |
| 2301-5913   | 23 01 36.19                      | -59 13 21.2 | 17.72             | 1        | ...                            | ..       | ...                            | ..       | 117                            | 6         | ...                            | ..        | ...                            | ..        | 61                                | 2         | <2.3              | ...       | ...               | PMNJ2301-5913     | XM z=0.149    |
| 2303-6807   | 23 03 43.54                      | -68 07 37.6 | 16.26             | 2        | 924                            | 205      | 1067                           | 75       | 939                            | 47        | 1013                           | 22        | 1035                           | 22        | 759                               | 29        | 3.2               | 0.1       | 10.3              | PKS2300-683       | QX z=0.512    |
| 2306-6521   | 23 06 59.43                      | -65 21 32.1 | >22               | 0        | 104:                           | 23       | ...                            | ..       | 96                             | 5         | ...                            | ..        | ...                            | ..        | 372                               | 11        | <2.5              | ...       | ...               | PKS2303-656       | P z=0.470     |
| 2310-5941   | 23 10 28.48                      | -59 41 11.8 | 18.35             | 1        | 109:                           | 24       | [204]                          | 16       | 134                            | 7         | 180                            | 4         | 162                            | 3         | 74                                | 4         | <2.2              | ...       | ...               | IRAS23074-5957    | MI z=0.1415   |
| 2312-6607   | 23 12 58.80                      | -66 07 31.6 | 18.77             | 2        | 111:                           | 25       | 287:                           | 20       | 156                            | 8         | 132                            | 3         | 142                            | 3         | 107                               | 3         | 1.6               | 0.5       | ...               | PMNJ2312-6607     |               |
| 2327-6644   | 23 27 45.38                      | -66 44 42.2 | >22               | 0        | 184                            | 25       | 187                            | 13       | 176                            | 9         | 240                            | 5         | 272                            | 5         | 470                               | 14        | 4.7               | 0.4       | <6.0              | PKS2324-670       | P             |
| 2335-6637   | 23 35 12.26                      | -66 37 10.4 | >22               | 0        | 118                            | 26       | ...                            | ..       | 119                            | 6         | ...                            | ..        | ...                            | ..        | 3422                              | 127       | 9.9               | 0.8       | ...               | PKS2332-66        |               |
| 2348-6049   | 23 48 26.00                      | -60 49 20.1 | 21.17             | 2        | ...                            | ..       | 182                            | 13       | 137                            | 7         | 178                            | 4         | 180                            | 3         | 217                               | 7         | 3.5               | 0.7       | 13.1              | PKS2345-611       |               |
| 2356-6820   | 23 56 00.75                      | -68 20 04.6 | 17.61             | 2        | 671:                           | 97       | 795                            | 56       | 781                            | 39        | 588                            | 11        | 702                            | 13        | 1126                              | 34        | <0.4              | ...       | <6.0              | PKS2353-68        | CQP* z=1.716  |
| 2358-6052#  | 23 58 45.15                      | -60 52 49.7 | 16.61             | 1        | 680                            | 108      | 240                            | 17       | 248                            | 12        | 344                            | 7         | 820                            | 15        | 29000                             | 2900      | 5.2               | ...       | ...               | PKS2356-61(N)     | MWV z=0.0963  |
| 2359-6057#  | 23 59 22.77                      | -60 57 17.5 | 16.61             | 1        | 275                            | 61       | ...                            | ..       | ...                            | ..        | ...                            | ..        | ...                            | ..        | ...                               | ..        | ...               | ...       | ...               | PKS2356-61(S)     |               |