

# On the Disalignment of Interstellar Grains

Joseph C. Weingartner

*Department of Physics and Astronomy, George Mason University, MSN 3F3, 4400  
University Drive, Fairfax, VA 22030, USA*

## ABSTRACT

Several mechanisms have been proposed to explain the alignment of grains with the interstellar magnetic field, including paramagnetic dissipation, radiative torques, and supersonic gas-grain streaming. These must compete with disaligning processes, including randomly directed torques arising from collisions with gas atoms. I describe a novel disalignment mechanism for grains that have a time-varying electric dipole moment and that drift across the magnetic field. Depending on the drift speed, this mechanism may yield a much shorter disalignment timescale than that associated with random gas atom impacts. For suprathermally rotating grains, the new disaligning process may be more potent for carbonaceous dust than for silicate dust. This could result in efficient alignment for silicate grains but poor alignment for carbonaceous grains.

*Subject headings:* ISM: dust

## 1. Introduction

The phenomenon of starlight polarization was discovered over fifty years ago (Hall 1949; Hall & Mikesell 1949; Hiltner 1949a, 1949b) and was quickly attributed to dichroic extinction by a population of non-spherical, aligned interstellar dust grains. In the ensuing decades, many detailed investigations of potential alignment mechanisms were conducted, but to date no successful theory has been fully elaborated. See Lazarian (2003) and Roberge (2004) for recent reviews of grain alignment.

Davis & Greenstein (1951) developed a promising model based on dissipation resulting from the rotation of a paramagnetic grain through the static interstellar magnetic field  $\mathbf{B}$ . Since Fe is abundant and heavily depleted in the interstellar medium (ISM), it is likely that at least some grains are paramagnetic. Davis & Greenstein assumed that the grain rotation is excited by elastic impacts with gas atoms. In this case, the energy in rotation about any

grain axis is  $\sim \frac{1}{2}kT_{\text{gas}}$ , where  $k$  is Boltzmann’s constant and  $T_{\text{gas}}$  is the gas temperature; thus, this motion is called “thermal rotation”.

In addition to exciting grain rotation, the random torques imparted by gas atom impacts disalign grains. Suppose each impact delivers angular momentum  $mva$ , where  $m$  is the mass of the gas atom,  $v$  is its typical speed, and  $a$  is the grain size (which we will take to be the radius of a sphere of equal volume). After  $N$  collisions, the angular momentum axis will have suffered an angular displacement  $\Delta\theta \sim (mva/J)N^{1/2}$ ;  $J$  is the grain’s total angular momentum. For thermal rotation,  $mv^2/2 \sim J^2/2I$ , where  $I \sim Ma^2$  is the grain’s moment of inertia ( $M$  is the grain’s mass), implying  $\Delta\theta \sim (Nm/M)^{1/2}$ . For  $\Delta\theta \sim 1$  rad,  $N \sim M/m$ . Thus, the timescale for disalignment,  $\tau_{\text{dis, col}}$ , equals the time for the grain to collide with its own mass in gas. If the gas has number density  $n$  and the grain, with mass density  $\rho$ , does not drift relative to the gas, then

$$\tau_{\text{dis, col}} \sim 1 \times 10^5 \left( \frac{\rho}{3 \text{ g cm}^{-3}} \right) \left( \frac{a}{0.1 \mu\text{m}} \right) \left( \frac{n}{30 \text{ cm}^{-3}} \right)^{-1} \left( \frac{T_{\text{gas}}}{100 \text{ K}} \right)^{-1/2} \text{ yr} . \quad (1)$$

The disalignment timescale is expected to be shorter than the Davis-Greenstein alignment timescale, unless the grains have superparamagnetic inclusions (Jones & Spitzer 1967).

Thus, other alignment mechanisms were sought. Martin (1971) pointed out that a charged, spinning grain has a magnetic dipole moment  $\boldsymbol{\mu}$ . Dolginov & Mytrophanov (1976) showed that the Barnett effect (i.e., the tendency for a spinning paramagnetic solid to acquire a magnetization parallel or anti-parallel to its angular velocity  $\boldsymbol{\omega}$ ) can provide a much larger moment. Specifically, the Barnett magnetic moment  $\boldsymbol{\mu}_{\text{Bar}} = \chi_0 \boldsymbol{\omega} V / \gamma_g$ , where  $\chi_0$  is the static magnetic susceptibility,  $\gamma_g$  is the gyromagnetic ratio of the microscopic magnetic dipoles that are responsible for the grain’s paramagnetism, and  $V$  is the grain volume. The torque  $\boldsymbol{\Gamma}_\mu = \boldsymbol{\mu} \times \mathbf{B}$  causes the grain to precess about the interstellar magnetic field  $\mathbf{B}$ . The precession rate is fast enough that, even if the actual grain alignment mechanism did not involve  $\mathbf{B}$ , the observed polarization would be either parallel or perpendicular to  $\mathbf{B}$ .

Purcell (1979) noted that the Barnett effect also underlies a mechanism for dissipating grain rotational energy. For fixed angular momentum  $\mathbf{J}$ , there are many rotational states available to a rigid body, with different rotational energies. If the grain is not executing steady rotation about one of its principal axes, then  $\boldsymbol{\omega}$  varies periodically in grain body coordinates. The magnetization lags  $\boldsymbol{\omega}$  and the resulting paramagnetic dissipation, which Purcell called “Barnett dissipation”, transfers rotational energy to the thermal reservoir provided by the grain vibrational modes. This drives the principal axis of greatest moment of inertia,  $\hat{a}_1$ , into alignment with  $\mathbf{J}$ , since this configuration has minimum rotational energy for given  $\mathbf{J}$ . Note that this mechanism acts even in the absence of an external magnetic field.

Purcell (1975, 1979) also noted that grains are subject to systematic torques fixed in grain body coordinates and that these torques can spin the grains up to suprathermal rotational speeds. The most important torque identified by Purcell results from the formation of  $\text{H}_2$  at special surface sites, with subsequent ejection from the grain. This discovery restored the appeal of the Davis-Greenstein mechanism, since suprathermally rotating grains are largely impervious to disalignment by random gas atom impacts. However, the distribution of  $\text{H}_2$  formation sites on the grain surface is expected to change (e.g., due to accretion of material from the gas) on a timescale short compared with the alignment time. Consequently, the associated torque will sometimes be oriented antiparallel to  $\mathbf{J}$ , spinning the grain down to the thermal rotation regime. Spitzer & McGlynn (1979) found that grains are effectively disaligned during these “crossover” episodes.

Lazarian & Draine (1997; 1999a, b) reexamined the physics of crossovers, including the effects of grain thermal fluctuations. Thermal fluctuations, in which energy is spontaneously transferred from the vibrational modes in the solid to grain rotation (at constant  $\mathbf{J}$ ), are associated with the internal dissipation mechanisms (which we assume to be dominated by Barnett dissipation).

Before proceeding, we must first summarize some key features of the torque-free rotational motion of asymmetric rigid bodies; see §2.5 of Weingartner & Draine (2003, hereafter WD03) for a more detailed description. Suppose the inertia tensor has eigenvalues  $I_1 \geq I_2 \geq I_3$ , with principal axes  $\hat{a}_1$ ,  $\hat{a}_2$ , and  $\hat{a}_3$ . It is convenient to express the rotational energy in terms of the following dimensionless parameter:

$$q \equiv \frac{2I_1 E}{J^2} \quad . \quad (2)$$

Note that  $1 \leq q \leq I_1/I_3$ . The grain rotational state is not completely specified by  $(\mathbf{J}, q)$ . For any  $(\mathbf{J}, q)$ , the grain is in one of two possible “flip states”. These flip states are defined with respect to one of the principal axes; which one depends on the value of  $q$ . The grain is in the positive (negative) flip state with respect to  $\hat{a}_i$  if the component of the angular velocity along that axis,  $\omega_i$ , remains positive (negative) throughout the grain rotational motion.

Lazarian & Draine (1999a) identified an important consequence of thermal fluctuations, which they called “thermal flipping”. Suppose a grain initially has  $q < I_1/I_2$  and is in the positive flip state with respect to  $\hat{a}_1$ . A thermal fluctuation may add enough energy to the rotational motion so that  $q > I_1/I_2$  (in which case the grain will be in one of the flip states with respect to  $\hat{a}_3$ ). If the evolution subsequently returns  $q$  to a value  $< I_1/I_2$ , then the grain may end up in either the positive or negative flip state with respect to  $\hat{a}_1$ ; in the latter case a thermal flip has occurred. When a grain flips, any vector fixed in grain-body coordinates, like the  $\text{H}_2$  formation torque, reverses direction in space. Thermal

fluctuations become more pronounced as the grain angular momentum  $\mathbf{J}$  decreases. Lazarian & Draine (1999a, b) found that thermally rotating grains with  $a \lesssim 1\mu\text{m}$  undergo such rapid flipping that the  $\text{H}_2$  formation torque may never have the opportunity to spin a grain up to suprathermal rotation, a situation that they called “thermal trapping”. Thus, it appears that Davis-Greenstein alignment with  $\text{H}_2$  formation torque-induced suprathermal rotation is not viable.

Draine & Weingartner (1996) found that radiative torques (due to the absorption and scattering of starlight by an irregularly shaped grain) can also yield suprathermal rotation. If the interstellar radiation field is modestly anisotropic, then (1) the radiative torque does not reverse direction on each grain flip, perhaps overcoming the problem of thermal trapping, and (2) radiative torques can directly align grains, on a shorter timescale than that of the Davis-Greenstein mechanism (Draine & Weingartner 1997). Thus, the radiative torque alignment scenario can be summarized as follows. The radiative torque, averaged over grain rotation and precession, drives the grain to suprathermal rotation and aligns  $\mathbf{J}$  with respect to  $\mathbf{B}$ . On a much faster timescale, Barnett dissipation aligns  $\mathbf{J}$  with  $\hat{a}_1$ .

Suppose a grain has an electric dipole moment  $\mathbf{p}$ , in addition to its magnetic dipole moment, and that it drifts with velocity  $\mathbf{v}$  relative to the gas and magnetic field. This grain will experience a torque

$$\mathbf{\Gamma}_p = \mathbf{p} \times \left( \frac{\mathbf{v}}{c} \times \mathbf{B} \right) \quad , \quad (3)$$

where  $c$  is the speed of light. Consider a coordinate system  $x, y, z$  in which  $\mathbf{B} = B\hat{z}$  and  $\mathbf{v} = v_{\parallel}\hat{z} + v_{\perp}\hat{y}$ . The field axis  $\hat{z}$  also serves as the polar axis for spherical coordinates, with polar angle  $\theta$  and with the azimuthal angle  $\phi$  measured relative to  $\hat{x}$ . Suppose in addition that  $\hat{a}_1$ ,  $\boldsymbol{\mu}$ , and  $\mathbf{p}$  lie parallel or anti-parallel to  $\mathbf{J}$ :  $\boldsymbol{\mu} = \mu_J\hat{J}$  and  $\mathbf{p} = p_J\hat{J}$ ; both  $\mu_J$  and  $p_J$  can be positive or negative. Then, adding the torques due to the magnetic and electric dipoles yields

$$\mathbf{\Gamma} = \mu_J B \hat{J} \times [\hat{z} + \Upsilon \hat{x}] \quad (4)$$

with

$$\Upsilon \equiv \frac{p_J v_{\perp}}{\mu_J c} \quad . \quad (5)$$

Thus, the grain precesses not about  $\hat{z}$ , but about another axis tilted at polar angle  $\delta = \tan^{-1} |\Upsilon|$ . The azimuthal angle of this axis is  $\phi = 0$  ( $\pi$ ) when  $\Upsilon > 0$  ( $\Upsilon < 0$ ). Also, the precession rate is increased by a factor  $(1 + \Upsilon^2)^{1/2}$ .

In general,  $\boldsymbol{\mu}$  and  $\mathbf{p}$  are not parallel or anti-parallel to  $\mathbf{J}$ . How does this affect the dynamics? The torques should be averaged over grain rotation, since this occurs on a much

faster timescale than any other relevant process. Denoting such averages with a bar,

$$\bar{\Gamma}_\mu = \bar{\boldsymbol{\mu}} \times \mathbf{B} = \left(\frac{\mu}{\omega}\right) \bar{\boldsymbol{\omega}} \times \mathbf{B} = \left(\frac{\mu}{\omega}\right) \frac{q\mathbf{J}}{I_1} \times \mathbf{B} \quad (6)$$

(WD03, §3.2). If the Barnett effect is responsible for the magnetic dipole moment, then  $(\mu/\omega) = \chi_0 V / \gamma_g$ . Note that we have ignored the component of the magnetization that is out of phase with  $\boldsymbol{\omega}$ ; this is justified in §3.2 of WD03. Note also that  $\bar{\Gamma}_\mu$  is a factor  $q$  larger than its value when  $\mathbf{J} \parallel \hat{a}_1$  and it does not depend on the flip state.

Similarly,

$$\bar{\Gamma}_p = \bar{\mathbf{p}} \times \left(\frac{\mathbf{v}}{c} \times \mathbf{B}\right) \quad . \quad (7)$$

From §3.4 of WD03,

$$\bar{\mathbf{p}}(q, \pm) = \pm (\mathbf{p} \cdot \hat{a}_i) f_i(q) \hat{J} \quad (8)$$

where

$$f_i(q) = \left[ \frac{|I_i - I_3 q|}{I_1 - I_3} \right]^{1/2} \frac{\pi}{2F(\pi/2, k_i^2)} \quad , \quad (9)$$

the  $\pm$  refers to the flip state,  $i = 1$  (3) when  $q < I_1/I_2$  ( $q > I_1/I_2$ ),  $F$  is the elliptic integral of the first kind (see eq. 15 of WD03), and

$$k_i^2 \equiv \frac{(I_2 - I_3)(q - 1)}{(I_1 - I_2)(1 - I_3 q / I_1)} \quad (10)$$

when  $q < I_1/I_2$  and its inverse when  $q > I_1/I_2$ .

Thus, if the grain rotational state remains fixed, then the dynamics is identical to that for the case that  $\mathbf{J}$ ,  $\boldsymbol{\mu}$ , and  $\mathbf{p}$  all lie along  $\hat{a}_1$  (eqs. 4 and 5), with

$$\mu_J = \left(\frac{\mu}{\omega}\right) \frac{qJ}{I_1} \quad (11)$$

and

$$p_J = \pm (\mathbf{p} \cdot \hat{a}_i) f_i(q) \quad . \quad (12)$$

Figure 1 displays  $f_i(q)/q$  for a grain with  $I_1 : I_2 : I_3 = 1 : 0.8 : 0.7$ .

The role of the electric dipole is insignificant (i.e.,  $\Upsilon \ll 1$ ) when the grain rotates suprathermally and the drift speed perpendicular to the magnetic field is low. Both of these conditions have traditionally been assumed, since grain alignment seemed to require suprathermal rotation and gyrorotation and drag were thought to suppress drift across field lines.

However, two recent studies call these assumptions into question. First, WD03 generalized the Draine & Weingartner (1997) analysis of grain alignment by radiative torques.

Motivated by the fact that radiative torques drive suprathermal rotation, the earlier treatment adopted the assumption that  $\mathbf{J} \parallel \hat{a}_1$ . However, radiative torques also naturally drive grains through crossovers; the importance of thermal fluctuations and flips during these episodes invalidates this assumption. Thus, WD03 dropped this requirement. Surprisingly, they found that radiative torques can align  $\mathbf{J}$  with respect to  $\mathbf{B}$  without driving the grain to suprathermal rotation. For purposes of computational speed, WD03 did not adopt a realistic spectrum for the interstellar radiation field. As a result, they could not estimate the timescale for alignment in the thermal rotation regime. Thus, it is not yet clear whether the timescale for disalignment by random gas atom collisions is longer or shorter than the alignment time in this regime.

Second, Yan, Lazarian, & Draine (2004) found that interstellar magnetohydrodynamic turbulence can accelerate grains to speeds as high as  $\sim 1 \text{ km s}^{-1}$  across magnetic field lines in the cold neutral medium. Thus, mildly supersonic motion is possible. In this case, the angular momentum imparted by collisions with gas atoms tends to lie perpendicular to the drift velocity. Yan et al. (2004) suggested that the associated “mechanical alignment” (Gold 1951, 1952) may be more important than previously thought. Mildly supersonic drift also yields mildly suprathermal rotation.

## 2. The Role of the Electric Dipole in Disalignment

Suppose  $p_J$  (eq. 12) is constant. In this case, the only consequence of the electric dipole is to tilt the precession axis relative to the magnetic field direction. Because of gyrorotation, the precession axes of individual grains would likely be uniformly distributed in azimuth (about the field direction). Thus, the observed polarization is still either parallel or perpendicular to the field, but is diluted. Consider the simple case where the magnetic field lies in the plane of the sky and the grains are aligned such that the precession angle (with respect to its instantaneous precession axis) is zero. For  $\Upsilon \ll 1$ , the polarization is hardly affected. As  $\Upsilon$  increases, the dilution increases as well. When  $\Upsilon = 1$ , the precession axis is tilted  $45^\circ$  from the field direction. Two grains that are  $180^\circ$  out of phase in their gyrorotation produce orthogonal polarization vectors. Thus, the polarization is completely suppressed when  $\Upsilon = 1$ . As  $\Upsilon$  increases beyond 1, the dilution decreases, but does return to zero as  $\Upsilon \rightarrow \infty$ . This polarization dilution is identical to that which occurs when  $\Upsilon = 0$  and the grains are aligned with a non-zero precession angle (with respect to the field direction).

In the above paragraph, we assumed that  $p_J$  is constant; in fact, it exhibits variations on a relatively short timescale. Whenever the grain experiences a discrete charging event (e.g., the capture of an electron from the gas or the photoejection of an electron),  $\mathbf{p}$  will

change. It is not clear how the orientation of  $\mathbf{p}$  in grain body coordinates is determined. It may depend primarily on the overall grain geometry. Alternatively, it may be sensitive to localized irregularities where charge can be concentrated. In the former case, the orientation of  $\mathbf{p}$  is probably fairly constant. In the latter case, it may change with each discrete charging event, and may even reverse direction with respect to  $\hat{a}_1$  from time to time. Finally,  $\mathbf{p}$  may hardly vary at all (in grain body coordinates). This would be the case if it originates primarily in the random distribution of polar constituents rather than the asymmetric distribution of excess charge.

Even if  $\mathbf{p}$  is fixed in grain body coordinates,  $p_J$  will still vary, if the rotational state (i.e.,  $q$  and/or the flip state) varies (eq. 12). The value of  $q$  can be affected by both the action of external torques and internal relaxation processes, like Barnett dissipation and fluctuations. Of course, thermal flipping yields changes in the flip state.

The dynamical equation for  $q$  is

$$\frac{dq}{dt} = \frac{1}{J^2} \left[ I_1 \left( \mathbf{J} \cdot \frac{d\boldsymbol{\omega}}{dt} + \boldsymbol{\Gamma} \cdot \boldsymbol{\omega} \right) - 2q\mathbf{J} \cdot \boldsymbol{\Gamma} \right] \quad (13)$$

(WD03, §2.4); internal relaxation is manifested in the  $\mathbf{J} \cdot d\boldsymbol{\omega}/dt$  term. The electric dipole does not affect  $q$ , since  $\overline{\boldsymbol{\Gamma}_p \cdot \boldsymbol{\omega}} = 0$  and  $\overline{\mathbf{J} \cdot \boldsymbol{\Gamma}_p} = 0$ . This would also be true for the magnetic torque if we ignore the lagging component of magnetization, as in equation (6). The lagging component does yield a non-vanishing contribution, but it is generally small compared with the Barnett dissipation rate for the grain sizes considered here (§3.2 of WD03). The contribution of other torques, like the radiative torque, are only significant on much longer timescales and can be ignored. Thus, variations in  $q$  are dominated by Barnett dissipation and fluctuations, characterized by a timescale  $\tau_{\text{Bar}}$ . Of course, the thermal flipping timescale  $\tau_{\text{tf}}$  (i.e., the inverse of the probability per unit time that a flip occurs) must be related to  $\tau_{\text{Bar}}$ .

Variations in  $\mu_J$  and  $p_J$  (and hence  $\Upsilon$ ) cause the precession axis to vary, resulting in a potent mechanism for disaligning grains. This process is most simply demonstrated if we assume that the magnitudes of  $\mu_J$  and  $p_J$  are constant, but that the grain undergoes thermal flipping, reversing the sign of  $p_J$ . Suppose that initially the grain is in the positive flip state with respect to  $\hat{a}_1$  and  $\mathbf{J}$  is precessing, with polar angle  $\theta_1$ , about its axis, tilted at angle  $\delta$  relative to the magnetic field direction. Following a thermal flip, the precession axis abruptly changes to the one associated with the negative flip state. The angle between these two axes is  $2\delta$ . The grain precesses about this new axis for some time and then undergoes a thermal flip. At that point, it resumes precessing about the original axis, but the polar angle now will not equal  $\theta_1$ . After many flips, the grain's precession angle may differ substantially from its initial value.

In order to estimate the disalignment timescale, it is convenient to write the equations of motion for  $\hat{J}$  in the coordinate system  $(\theta, \phi)$  with the magnetic field as the polar axis:

$$\frac{d\phi}{dt} = \Omega_0[1 - \Upsilon \cot \theta \cos(\phi + \omega_{\text{gyro}} t)] \quad (14)$$

$$\frac{d\theta}{dt} = -\Omega_0 \Upsilon \sin(\phi + \omega_{\text{gyro}} t) \quad , \quad (15)$$

where  $\Omega_0 \equiv -\mu_J B/J$  is the precession angular velocity in the absence of an electric dipole and  $\omega_{\text{gyro}}$  is the gyrofrequency. In the limit  $\tau_{\text{tf}} \rightarrow 0$ , the terms proportional to  $\Upsilon$  average to zero and the grain simply precesses about the magnetic field direction;  $\theta$  remains fixed. The timescale for gyrorotation is given by

$$\omega_{\text{gyro}}^{-1} \sim 2.4 \times 10^2 \left( \frac{\rho}{3 \text{ g cm}^{-3}} \right) \left( \frac{a}{0.1 \mu\text{m}} \right)^2 \left( \frac{U}{0.3 \text{ V}} \right)^{-1} \left( \frac{B}{5 \mu\text{G}} \right)^{-1} \text{ yr} \quad , \quad (16)$$

where  $U$  is the grain potential. For most cases of interest, this is much longer than the timescales for precession and flipping.

Suppose  $\tau_{\text{tf}}$  is much shorter than the precession timescale,  $\Omega_{\Upsilon}^{-1} = |\Omega_0|^{-1}(1 + \Upsilon^2)^{-1/2}$ . Consider the evolution over a time interval  $dt_1 + dt_2$ , during which the grain spends time  $dt_1$  in the positive flip state and  $dt_2$  in the negative flip state. From equation (15), the resulting deviation in polar angle  $d\theta \sim |\Omega_0| \Upsilon |dt_1 - dt_2| \sim |\Omega_0| \Upsilon \tau_{\text{tf}}$ . After  $N$  double flips, the angular deviation  $\Delta\theta \sim N^{1/2} d\theta$ . For  $\Delta\theta \sim 1 \text{ rad}$ ,  $N \sim d\theta^{-2}$ . Thus, the disalignment timescale

$$\tau_{\text{dis,tf}} \sim N \tau_{\text{tf}} \sim \Upsilon^{-2} |\Omega_0|^{-2} \tau_{\text{tf}}^{-1} \quad , \quad \text{if} \quad \tau_{\text{tf}} \ll |\Omega_0|^{-1} (1 + \Upsilon^2)^{-1/2} \quad . \quad (17)$$

In the opposite limit, where  $\tau_{\text{tf}} \gg \Omega_{\Upsilon}^{-1}$ , the grain executes many full precession cycles, plus one partial cycle, before flipping. Since the deviation in  $\theta$  over a full precession cycle equals zero,  $d\theta$  is due to the difference in the final, partial precession cycles for the two flip states. Thus,  $d\theta \sim |\Omega_0| \Upsilon \Omega_{\Upsilon}^{-1} = \Upsilon (1 + \Upsilon^2)^{-1/2}$ ; this implies

$$\tau_{\text{dis,tf}} \sim (1 + \Upsilon^{-2}) \tau_{\text{tf}} \quad , \quad \text{if} \quad \tau_{\text{tf}} \gg |\Omega_0|^{-1} (1 + \Upsilon^2)^{-1/2} \quad . \quad (18)$$

Note the opposite dependence of the disalignment timescale on the flipping timescale in the above two regimes;  $\tau_{\text{dis,tf}} \propto \tau_{\text{tf}} (\tau_{\text{tf}}^{-1})$  when flipping is slow (fast) compared with precession.

Of course, this scenario is simplified. There are not sudden transitions between two values of  $\Upsilon$ , with the same magnitude but opposite signs. Rather, the grain experiences smaller variations in  $\Upsilon$  on a shorter timescale,  $\tau_{\text{Bar}}$ . Flipping is a cumulative result of these variations. We do not expect this complication to affect the above order-of-magnitude estimates for  $\tau_{\text{dis,tf}}$ . As long as the flip state remains the same, the sign of  $d\theta$  will also remain



the same (in the limit that  $\tau_{\text{tf}} \ll \Omega_{\Upsilon}^{-1}$ ), even as  $\Upsilon$  varies. Thus, it is still appropriate to consider the evolution between two flips to constitute a single step in the random walk. The only modification to the disalignment timescale is that  $\Upsilon$  should be replaced with  $\langle \Upsilon \rangle$ , its thermal average over a distribution of rotational states (i.e., values of  $q$ ) in a single flip state about  $\hat{a}_1$ . For a grain with temperature  $T_d$ ,  $I_1 : I_2 : I_3 = 1 : 0.8 : 0.7$ , and  $J^2/(2I_1 k T_d) = 6$ ,  $\langle \Upsilon \rangle / \Upsilon(q = 1) \approx 0.7$ ;  $\Upsilon$  reaches its maximum value when  $q = 1$ . Thus, this modification is not very important. (See §4.1 of WD03 for a derivation of the density of states as a function of  $q$ , which is needed to perform the thermal average.)

Although a detailed model of Barnett relaxation and thermal flipping has not yet been developed, Lazarian & Draine (1999a) suggested that

$$\tau_{\text{tf}}^{-1} \sim \tau_{\text{Bar}}^{-1} \exp \left\{ -\frac{1}{2} \left[ \left( \frac{J}{J_0} \right)^2 - 1 \right] \right\} \quad , \quad (19)$$

where

$$J_0 \equiv \left( \frac{I_1 I_2 k T_d}{I_1 - I_2} \right)^{1/2} \quad . \quad (20)$$

In the case of thermal rotation,  $(J/J_0)^2 \sim T_{\text{gas}}/T_d$ ; thus  $\tau_{\text{tf}}$  is longer than  $\tau_{\text{Bar}}$  by one to two orders of magnitude for thermally rotating grains in the cold neutral medium.

If discrete charging events substantially alter the orientation of  $\mathbf{p}$  in grain body coordinates, then this process may also yield a form of flipping. In this case,  $\mathbf{p}$  flips in grain body coordinates rather than the grain orientation flipping with respect to  $\mathbf{J}$ . The consequence for grain disorientation is the same. If  $\tau_{\text{dc}}$  is the timescale on which discrete charging events occur and the fractional change in  $p_J$  on each such event is  $\sim Z^{-1}$  ( $Z$  is the excess number of elementary charges on the grain), then the associated “flipping” timescale  $\tau_{\text{f,dc}} \sim Z^2 \tau_{\text{dc}}$ . If  $\tau_{\text{f,dc}} < \tau_{\text{tf}}$ , then  $\tau_{\text{f,dc}}$  should replace  $\tau_{\text{tf}}$  in the estimate of the disalignment time.

Thus, the disalignment timescale depends on (1) the drift speed  $v_{\perp}$  across the magnetic field, (2) the precession timescale  $|\Omega_0|$ , (3)  $\mu_J$  and  $p_J$ , and (4)  $\tau_{\text{tf}}$  (which is related to  $\tau_{\text{Bar}}$ ) or  $\tau_{\text{f,dc}}$ . In the next section, we will estimate the values of these quantities for interstellar grains.

### 3. Dipole Moments and Relaxation Timescales

The magnetic dipole moment of a uniformly charged sphere with radius  $R$ , total charge  $q$ , and rotational speed  $\omega$  is  $\mu_{\text{charge}} = R^2 q \omega / 3c$ . Thus,

$$\mu_{\text{charge}} \approx 1.1 \times 10^{-24} \left( \frac{U}{0.3 \text{ V}} \right) \left( \frac{a}{0.1 \mu\text{m}} \right)^2 \left( \frac{\omega}{10^5 \text{ s}^{-1}} \right) \kappa_m \text{ statcoulomb cm} \quad , \quad (21)$$

where  $U$  is the grain potential and  $\kappa_m$  accounts for deviations from spherical shape. Weingartner & Draine (2001) estimated that  $U \approx 0.3$  V for carbonaceous and silicate grains with  $a \approx 0.1 \mu\text{m}$  in the cold neutral medium (see their fig. 10). The thermal rotation rate for a sphere with radius  $a$  is given by

$$\omega_T = \left( \frac{15kT_{\text{gas}}}{8\pi\rho a^5} \right)^{1/2} = 1.66 \times 10^5 \left( \frac{\rho}{3 \text{ g cm}^{-3}} \right)^{-1/2} \left( \frac{T_{\text{gas}}}{100 \text{ K}} \right)^{1/2} \left( \frac{a}{0.1 \mu\text{m}} \right)^{-5/2} \text{ s}^{-1} \quad , \quad (22)$$

where  $\rho$  is the density of the grain material.

The Barnett magnetic moment  $\mu_{\text{Bar}} = \chi_0 \omega V / \gamma_g$ . The susceptibility is given by Curie's Law (see, e.g., Morrish 1980):

$$\chi_0 = \frac{n\gamma_g^2 \hbar^2 J(J+1)}{3kT_d} \quad , \quad (23)$$

where  $J$  is the angular momentum quantum number of the paramagnetic ion or nucleus,  $n$  is its number density, and  $T_d$  is the dust temperature.

First, consider silicate grains with structural unit  $\text{MgFeSiO}_4$ . The magnetization is dominated by the Fe ions. Thus, we take  $J = 5/2$  and  $\gamma_g = -1.76 \times 10^7 \text{ s}^{-1} \text{ G}^{-1}$ , yielding  $\chi_0 \sim 5 \times 10^{-3} (T_d/15 \text{ K})^{-1}$  (Draine 1996). For silicates with less Fe incorporation,  $\chi_0$  would be lower. With these estimates,

$$|\mu_{\text{Bar}}|(\text{sil}) \approx 1.2 \times 10^{-19} \left( \frac{T_d}{15 \text{ K}} \right)^{-1} \left( \frac{a}{0.1 \mu\text{m}} \right)^3 \left( \frac{\omega}{10^5 \text{ s}^{-1}} \right) \text{ statcoulomb cm} \quad . \quad (24)$$

Next, consider carbonaceous grains with H incorporation at the  $\approx 10\%$  level (i.e., the number density of H is  $\approx 10^{22} \text{ cm}^{-3}$ ). The paramagnetism is dominated by the H nuclei, with  $\gamma_g = 2.675 \times 10^4 \text{ s}^{-1} \text{ G}^{-1}$  and  $J = 1/2$ , implying  $\chi_0 \approx 9.6 \times 10^{-10} (T_d/15 \text{ K})^{-1}$ . Thus, we estimate

$$\mu_{\text{Bar}}(\text{carb}) \approx 1.5 \times 10^{-23} \left( \frac{T_d}{15 \text{ K}} \right)^{-1} \left( \frac{a}{0.1 \mu\text{m}} \right)^3 \left( \frac{\omega}{10^5 \text{ s}^{-1}} \right) \text{ statcoulomb cm} \quad . \quad (25)$$

If the carbonaceous grains are not hydrogenated to any significant extent, then the nuclear paramagnetism is contributed instead by  $^{13}\text{C}$ , which is present at the  $\sim 1\%$  level and has  $\gamma_g = 6.73 \times 10^3 \text{ s}^{-1} \text{ G}^{-1}$  and  $J = 1/2$ . In this case,  $\mu_{\text{Bar}}$  would be reduced by a factor  $n(^1\text{H})\gamma_g(^1\text{H})/n(^{13}\text{C})\gamma_g(^{13}\text{C}) = 40$  compared with the above estimate. On the other hand, dangling bonds in hydrogenated amorphous carbon may yield electron paramagnetism with a spin density  $\sim 10^{19} \text{ g}^{-1}$  (Esquinazi & Höhne 2005). This is a factor  $\approx 10^3$  less than the Fe density in the model silicate considered above. Thus, the Barnett moment associated with

these dangling bonds may exceed the estimate for hydrogenated carbon in equation (25) by an order of magnitude, depending on the value of  $\gamma_g$ .

If the electric dipole moment is due to an asymmetric distribution of excess charge on the grain (characterized by an unknown parameter  $\kappa_e$ ), then

$$p = qa\kappa_e \approx 1.0 \times 10^{-15} \left( \frac{U}{0.3 \text{ V}} \right) \left( \frac{a}{0.1 \mu\text{m}} \right)^2 \left( \frac{\kappa_e}{10^{-2}} \right) \text{ statcoulomb cm} \quad . \quad (26)$$

We have adopted a fiducial value of  $\kappa_e \approx 10^{-2}$ . This seems conservative, since the number of excess charges on a grain with  $U = 0.3 \text{ V}$  and  $a = 0.1 \mu\text{m}$  is only  $\approx 20$ . In addition, if the grain is composed of  $N$  randomly arranged polar constituents, each with dipole moment  $p_0$ , then we would expect an additional contribution to  $p \sim N^{1/2}p_0$ . This may, in fact, dominate the contribution due to excess charge (see, e.g., eq. 11 in Draine & Lazarian 1998).

Observations of the wavelength dependence of starlight polarization reveal that relatively large grains ( $a \gtrsim 0.1 \mu\text{m}$ ) are aligned while smaller grains ( $a \lesssim 0.05 \mu\text{m}$ ) are not (e.g., Kim & Martin 1995). For aligned grains, the Barnett magnetic moment dominates that due to the spinning charge (compare eqs. 21 and 25). For hydrogenated carbonaceous grains, the above estimates yield

$$\frac{pv_\perp}{\mu_{\text{Bar}}c} \approx 220 \left( \frac{a}{0.1 \mu\text{m}} \right)^{-1} \left( \frac{\omega}{10^5 \text{ s}^{-1}} \right)^{-1} \left( \frac{T_d}{15 \text{ K}} \right) \left( \frac{U}{0.3 \text{ V}} \right) \left( \frac{\kappa_e}{10^{-2}} \right) \left( \frac{v_\perp}{1 \text{ km s}^{-1}} \right) \quad . \quad (27)$$

Assuming thermal rotation (with  $T_{\text{gas}} = 100 \text{ K}$ ) and  $a = 0.2 \mu\text{m}$  (and that  $T$ ,  $U$ ,  $\kappa_e$ , and  $v_\perp$  have the values in eq. 27),  $pv_\perp/\mu_{\text{Bar}}c \sim 370$  for hydrogenated carbonaceous grains and  $\sim 0.046$  for silicate grains. Of course, these estimates are highly uncertain.

The precession rate

$$|\Omega_0| = \frac{|\mu|B}{J} \approx 0.031 \left( \frac{|\mu|}{10^{-23} \text{ statcoulomb cm}} \right) \left( \frac{B}{5 \mu\text{G}} \right) \left( \frac{\rho}{3 \text{ g cm}^{-3}} \right)^{-1} \left( \frac{a}{0.1 \mu\text{m}} \right)^{-5} \left( \frac{\omega}{10^5 \text{ s}^{-1}} \right)^{-1} \text{ yr}^{-1} \quad . \quad (28)$$

Since  $\mu \propto \omega$ ,  $\Omega_0$  is independent of  $\omega$ .

We adopt the order-of-magnitude estimate of the Barnett relaxation timescale from WD03 (their eq. 42). With the additional assumptions that  $I_1 \approx 2I_3$  and  $I_3 \sim \frac{2}{5}\rho Va^2$ ,

$$\tau_{\text{Bar}}^{-1} \sim \frac{5T_2 \chi_0}{\rho a^2 \gamma_g^2} \frac{\omega^2}{1 + \omega^2 T_1 T_2} \quad , \quad (29)$$

where  $T_1$  and  $T_2$  are the spin-lattice and spin-spin relaxation times, respectively. With equation (23), this yields

$$\tau_{\text{Bar}}^{-1} \sim 7 \times 10^3 \left( \frac{n}{10^{22} \text{ cm}^{-3}} \right) \left( \frac{T_2}{10^{-4} \text{ s}} \right) \left( \frac{a}{0.1 \mu\text{m}} \right)^{-2} \left( \frac{T_d}{15 \text{ K}} \right)^{-1} \left( \frac{\rho}{3 \text{ g cm}^{-3}} \right)^{-1} \left[ \frac{J(J+1)}{3/4} \right]$$

$$\times \frac{100 \omega_5^2}{1 + 100 \omega_5^2 (T_1 T_2 / 10^{-8} \text{ s}^2)} \text{ yr}^{-1} \quad , (30)$$

where  $\omega_5 = \omega / 10^5 \text{ s}^{-1}$ . Note that  $\tau_{\text{Bar}} \propto T_2$  but does not depend on  $\gamma_g$ . Thus, the constituent that dominates the Barnett relaxation may be different than that which dominates  $\mu_{\text{Bar}}$ . The fiducial values in equation (30) are all intended for hydrogenated carbonaceous grains, for which Lazarian & Draine (1999b) estimated  $T_1 \sim T_2 \sim 10^{-4} \text{ s}$ . For non-hydrogenated carbonaceous grains,  $\tau_{\text{Bar}}$  will be longer. If silicate grains are hydrogenated, then equation (30) is applicable to them as well. Otherwise, the  $^{29}\text{Si}$  nucleus (with  $\gamma_g = -5.32 \times 10^3 \text{ s}^{-1} \text{ G}^{-1}$ ,  $J = 1/2$ , and  $n \approx 5 \times 10^{20} \text{ cm}^{-3}$ ) will likely dominate Barnett relaxation; this would increase  $\tau_{\text{Bar}}$  by a factor  $\approx 20$ . For thermally rotating grains, the contribution of nuclear paramagnetism to Barnett relaxation dominates that of electron paramagnetism, since  $T_2$  is orders of magnitude shorter for electron paramagnetism.

The discrete charging timescale can be simply approximated as the inverse of the rate at which electrons collide with the grain:

$$\tau_{\text{dc}} \sim 1.5 \times 10^{-5} \left( \frac{a}{0.1 \mu\text{m}} \right)^{-2} \left( \frac{n_{\text{H}}}{30 \text{ cm}^{-3}} \right)^{-1} \left( \frac{x_e}{10^{-3}} \right)^{-1} \left( \frac{T_{\text{gas}}}{100 \text{ K}} \right)^{-1/2} \left( \frac{1 + eU/kT_{\text{gas}}}{36} \right)^{-1} \text{ yr} \quad , (31)$$

where  $x_e$  is the electron fraction,  $n_e/n_{\text{H}}$ , and the final term accounts for Coulomb focusing. We also estimate the timescale for the flipping of  $\mathbf{p}$  in grain body coordinates (if discrete charging events can yield substantial changes in  $\mathbf{p}$ ) as  $\tau_{\text{f,dc}} \sim Z^2 \tau_{\text{dc}}$  with  $Z \sim 20(a/0.1 \mu\text{m})$  for  $a \sim 0.1 \mu\text{m}$ .

#### 4. Consequences

Consider hydrogenated carbonaceous and silicate dust grains with  $U \approx 0.3 \text{ V}$  in the cold neutral medium. For the carbonaceous dust, we estimate  $\langle \Upsilon \rangle \sim 44(a/0.1 \mu\text{m})^{1.5}(\omega/\omega_T)^{-1}$  (i.e., 1/3 of the value estimated for  $pv_{\perp}/\mu_{\text{Bar}}c$  in §3). From equations (19), (30), (28), and (31), and assuming the fiducial values therein,

$$\tau_{\text{Bar}} \sim 5.2 \times 10^{-7} \left( \frac{a}{0.1 \mu\text{m}} \right)^7 \left( \frac{\omega}{\omega_T} \right)^{-2} \left[ 1 + 276 \left( \frac{a}{0.1 \mu\text{m}} \right)^{-5} \left( \frac{\omega}{\omega_T} \right)^2 \right] \text{ yr} \quad , (32)$$

$$\tau_{\text{tf}} \sim \tau_{\text{Bar}} \exp \left\{ \frac{1}{2} \left[ 6.7 \left( \frac{\omega}{\omega_T} \right)^2 - 1 \right] \right\} \quad , (33)$$

$|\Omega_0|^{-1} \sim 21(a/0.1 \mu\text{m})^2 \text{ yr}$  and  $\tau_{\text{f,dc}} \sim 6 \times 10^{-3} \text{ yr}$ . Similarly, for silicate dust  $\langle \Upsilon \rangle \sim 0.0056(a/0.1 \mu\text{m})^{1.5}(\omega/\omega_T)^{-1}$  and  $|\Omega_0|^{-1} \sim 0.0027(a/0.1 \mu\text{m})^2 \text{ yr}$ . The contribution of electron paramagnetism to  $\tau_{\text{Bar}}^{-1}$  can be ignored since it is negligible for low to moderate  $\omega/\omega_T$ .

For high  $\omega/\omega_T$ , where electron paramagnetism may be important for Barnett dissipation, the thermal flipping timescale is too long for the associated disalignment to be significant. Thus, we adopt equations (32) and (33) for silicate grains as well as for carbonaceous grains.

We employ equation (17) to estimate the timescale for disalignment associated with thermal flipping,  $\tau_{\text{dis,tf}}$ , when  $\tau_{\text{tf}} < |\Omega_0|^{-1}(1+\Upsilon^2)^{-1/2}$  and equation (18) when  $\tau_{\text{tf}} > |\Omega_0|^{-1}(1+\Upsilon^2)^{-1/2}$ ; similarly for the discrete charging disalignment timescale,  $\tau_{\text{dis,dc}}$ . Figures 2 and 3 show  $\tau_{\text{dis,tf}}$  and  $\tau_{\text{dis,dc}}$  versus  $\omega/\omega_T$ , for grains with  $a = 0.1\mu\text{m}$  and  $0.2\mu\text{m}$ , respectively. For the lowest values of  $\omega$ ,  $\tau_{\text{dis,tf}}$  is identical for carbonaceous and silicate grains. In this regime,  $\tau_{\text{tf}} < \Omega_0^{-1}(1+\Upsilon^2)^{-1/2}$  for both grain types. Although  $\Upsilon$  and  $\Omega_0$  are very different for the two compositions, the disalignment timescale depends on the product  $\Upsilon\Omega_0$ , in which the magnetic dipole moment cancels.

For grains with  $a = 0.2\mu\text{m}$ , the precession timescale always exceeds  $\tau_{\text{f,dc}}$ , for both carbonaceous and silicate grains. Thus, the discrete charging disalignment timescale is identical for the two grain types. In contrast,  $\tau_{\text{dis,dc}}$  is a factor  $\approx 5$  longer for silicate dust than for carbonaceous dust when  $a = 0.1\mu\text{m}$ . For silicate grains,  $\tau_{\text{f,dc}}$  exceeds the precession time; the opposite is true for carbonaceous grains. Thus,  $\tau_{\text{dis,dc}} = \Upsilon_0^{-2}\tau_{\text{f,dc}}(\omega/\omega_T)^2$  for silicate grains and  $\tau_{\text{dis,dc}} = \Upsilon_0^{-2}\Omega_0^{-2}\tau_{\text{f,dc}}^{-1}(\omega/\omega_T)^2$  for carbonaceous grains;  $\Upsilon_0 \equiv \Upsilon(\omega = \omega_T)$ .

Suppose discrete charging events do not substantially change the orientation of  $\mathbf{p}$  in grain body coordinates. If the adopted parameter values are accurate, then thermally rotating grains of both compositions are disaligned extremely rapidly. The scenario of WD03, in which radiative torques align grains with  $\omega \approx \omega_T$ , would seem highly unlikely. Alignment with suprathermal rotation may work, but disalignment associated with the electric dipole would play a major role in the crossover dynamics. Since  $\tau_{\text{dis,tf}} \propto (pv_\perp)^{-2}$ , errors in the assumed values of  $p$  and  $v_\perp$  could invalidate these conclusions. Although the estimated value of  $p$  seems conservative, a detailed model of the electric dipole is needed. Also, confirmation that magnetohydrodynamic turbulence can accelerate grains to  $v_\perp \sim 1\text{ km s}^{-1}$  (Yan et al. 2004) is needed. Finally, a detailed model of thermal flipping is needed. If the steep increase in  $\tau_{\text{tf}}$  is shifted to somewhat lower values of  $\omega/\omega_T$ , then alignment of thermally rotating grains may be tenable, even if  $pv_\perp$  is large.

If discrete charging events can lead to flips of  $\mathbf{p}$  in grain body coordinates, then even suprathermally rotating grains may be subject to significant disalignment. The Davis-Greenstein alignment time  $\gtrsim 10^6\text{ yr}$  for  $a \gtrsim 0.1\mu\text{m}$  (see, e.g., eq. 71 in WD03). Draine & Weingartner (1997) found that radiative torques yield aligned grain states with  $\omega/\omega_T \approx 100$  and alignment timescales  $\gtrsim 10^5\text{ yr}$ . If the adopted estimate for  $\tau_{\text{f,dc}}$  is accurate, then Davis-Greenstein alignment with  $\omega/\omega_T \lesssim 100$  seems at best marginal, even if crossovers could be avoided. Alignment by radiative torques fares better, but even in this case disalignment may

play a significant role.

Suppose the adopted value of the flipping timescale due to discrete charging,  $\tau_{f,dc}$ , is too short. When  $a = 0.1\mu\text{m}$ , higher values of  $\tau_{f,dc}$  would yield higher values of the disalignment timescale  $\tau_{dis,dc}$  for silicate grains (eq. 17) and lower values of  $\tau_{f,dc}$  for carbonaceous grains (eq. 18). If  $\tau_{f,dc}$  were sufficiently large that it exceeds the precession timescale for silicate grains with  $a = 0.2\mu\text{m}$  (but not for carbonaceous grains), then disalignment would occur more rapidly for carbonaceous grains than for silicate grains of this size. If  $\tau_{f,dc}$  were larger than the adopted value by a factor of  $\approx 40$ , then  $\tau_{dis,dc} \gtrsim 10^7\text{yr}$  for silicate grains, but  $\tau_{dis,dc} \lesssim 10^4\text{yr}$  for carbonaceous grains, when  $a \approx 0.2\mu\text{m}$  and  $\omega/\omega_T \approx 10^2$ . Thus, alignment may proceed more quickly than disalignment for silicate grains, but vice versa for carbonaceous grains. This could explain the observation that silicate grains are aligned while carbonaceous grains may not be (Whittet 2004). Again, a detailed model of the electric dipole moment in interstellar grains is needed to clarify this possibility.

With the above estimates,  $\langle \Upsilon \rangle \sim 1$  for carbonaceous grains with  $a \approx 0.2\mu\text{m}$  and  $\omega/\omega_T \approx 100$ . Thus, even if these grains do undergo efficient alignment, the polarization may be significantly diluted.

## 5. Summary

1. When a grain with an electric dipole moment drifts across the magnetic field  $\mathbf{B}$ , the grain precesses about an axis different from  $\mathbf{B}$ .
2. The importance of the electric dipole torque scales with the parameter  $\Upsilon \equiv p_J v_\perp / \mu_J c$ ;  $\Upsilon$  is expected to be larger for carbonaceous grains than for silicate grains.
3. Because of gyrorotation, polarization still correlates with  $\mathbf{B}$  when  $\Upsilon > 0$ , but the polarization is diluted, with maximal dilution when  $\Upsilon \approx 1$ .
4. Variation of the sign of  $\Upsilon$ , due to thermal flipping or discrete charging, produces grain disalignment. The timescale for this disalignment process may be much shorter than that for disalignment by random collisions with gas atoms.
5. In the case of suprathermal rotation, the disalignment timescale may be shorter for carbonaceous grains than for silicate grains.
6. A detailed model of the electric dipole moment in interstellar grains is needed before firm estimates of the disalignment timescale can be made.

Support for this work, part of the Spitzer Space Telescope Theoretical Research Program, was provided by NASA through a contract issued by the Jet Propulsion Laboratory, California Institute of Technology under a contract with NASA. I am grateful to Paula Ehlers for discussions that motivated this work, to David Barr for helpful discussions, and to Bruce Draine for helpful comments on a draft of the paper.

## REFERENCES

- Davis, L. & Greenstein, J. L. 1951, *ApJ*, 114, 206
- Dolginov, A. Z. & Mytrophanov, I. G. 1976, *Ap&SS*, 43, 291
- Draine, B. T. 1996, in *ASP Conf. Ser. 97, Polarimetry of the Interstellar Medium*, ed. W. G. Roberge & D. C. B. Whittet (San Francisco:ASP), 16
- Draine, B. T. & Lazarian, A. 1998, *ApJ*, 508, 157
- Draine, B. T. & Weingartner, J. C. 1996, *ApJ*, 470, 551
- Draine, B. T. & Weingartner, J. C. 1997, *ApJ*, 480, 633
- Esquinazi, P. & Höhne, R. 2005, *J Magnetism Magnetic Materials*, 290-291, 20
- Gold, T. 1951, *Nature*, 169, 322
- Gold, T. 1952, *MNRAS*, 112, 215
- Hall, J. S. 1949, *Science*, 109, 166
- Hall, J. S., & Mikesell, A.H. 1949, *AJ*, 54, 187
- Hiltner, W. A. 1949a, *Science*, 109, 165
- Hiltner, W. A. 1949b, *ApJ*, 109, 471
- Jones, R. V. & Spitzer, L. 1967, *ApJ*, 147, 943
- Kim, S.-H. & Martin, P. G. 1995, *ApJ*, 444, 293
- Lazarian, A. 2003, *J. Quant. Spectrosc. Radiat. Transfer*, 79, 881
- Lazarian, A. & Draine, B. T. 1997, *ApJ*, 487, 248
- Lazarian, A. & Draine, B. T. 1999a, *ApJ*, 516, L37

- Lazarian, A. & Draine, B. T. 1999b, *ApJ*, 520, L67
- Martin, P. G. 1971, *MNRAS*, 153, 279
- Morrish, A. H. 1980, *The Physical Principles of Magnetism* (Huntington: Krieger)
- Purcell, E. M. 1975, in *The Dusty Universe*, ed. G. B. Field & A. G. W. Cameron (New York: Neal Watson), 155
- Purcell, E. M. 1979, *ApJ*, 231, 404
- Roberge, W. G. 2004, in *ASP Conf. Ser. 309, Astrophysics of Dust*, ed. A. N. Witt, G. C. Clayton, & B. T. Draine (San Francisco:ASP), 467
- Spitzer, L. & McGlynn, T. A. 1979, *ApJ*, 231, 417
- Weingartner, J. C. & Draine, B. T. 2001, *ApJS*, 134, 263
- Weingartner, J. C. & Draine, B. T. 2003, *ApJ*, 589, 289 (WD03)
- Whittet, D. C. B. 2004, in *ASP Conf. Ser. 309, Astrophysics of Dust*, ed. A. N. Witt, G. C. Clayton, & B. T. Draine (San Francisco:ASP), 65
- Yan, H., Lazarian, A., & Draine, B. T. 2004, *ApJ*, 616, 895



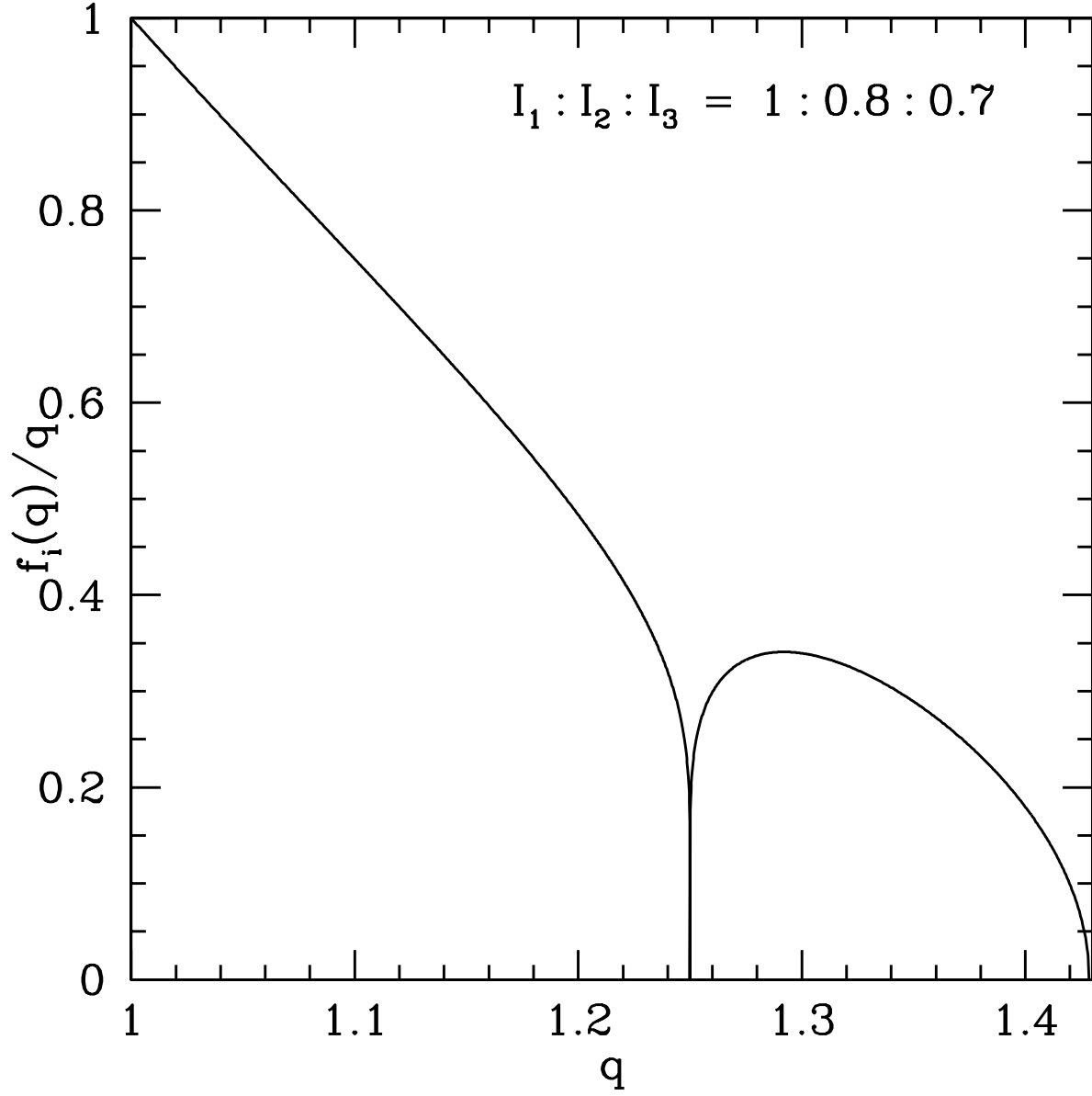


Fig. 1.—  $f_i(q)/q$ , (see eq. 9), with  $i = 1$  when  $q < I_1/I_2$  and  $i = 3$  when  $q > I_1/I_2$ , for a grain with  $I_1 : I_2 : I_3 = 1 : 0.8 : 0.7$ .

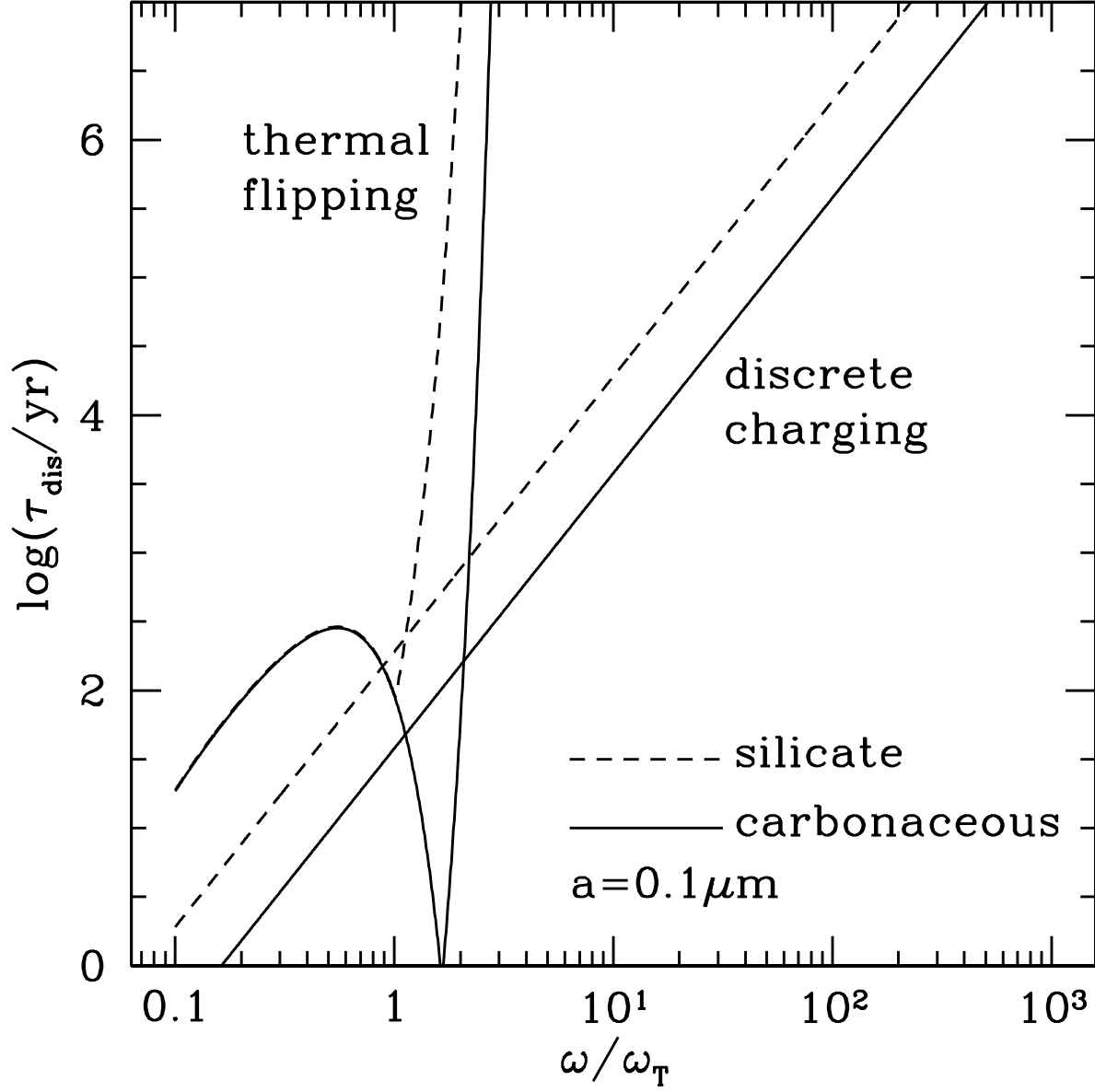


Fig. 2.— Disalignment timescales for changes in  $\mathbf{p}$  associated with thermal flipping ( $\tau_{\text{dis,tf}}$ ) and discrete charging ( $\tau_{\text{dis,dc}}$ ), for carbonaceous and silicate grains with  $a = 0.1 \mu\text{m}$ . The suprathermality is indicated by the ratio of the angular speed  $\omega$  to its thermal value,  $\omega_T$ .

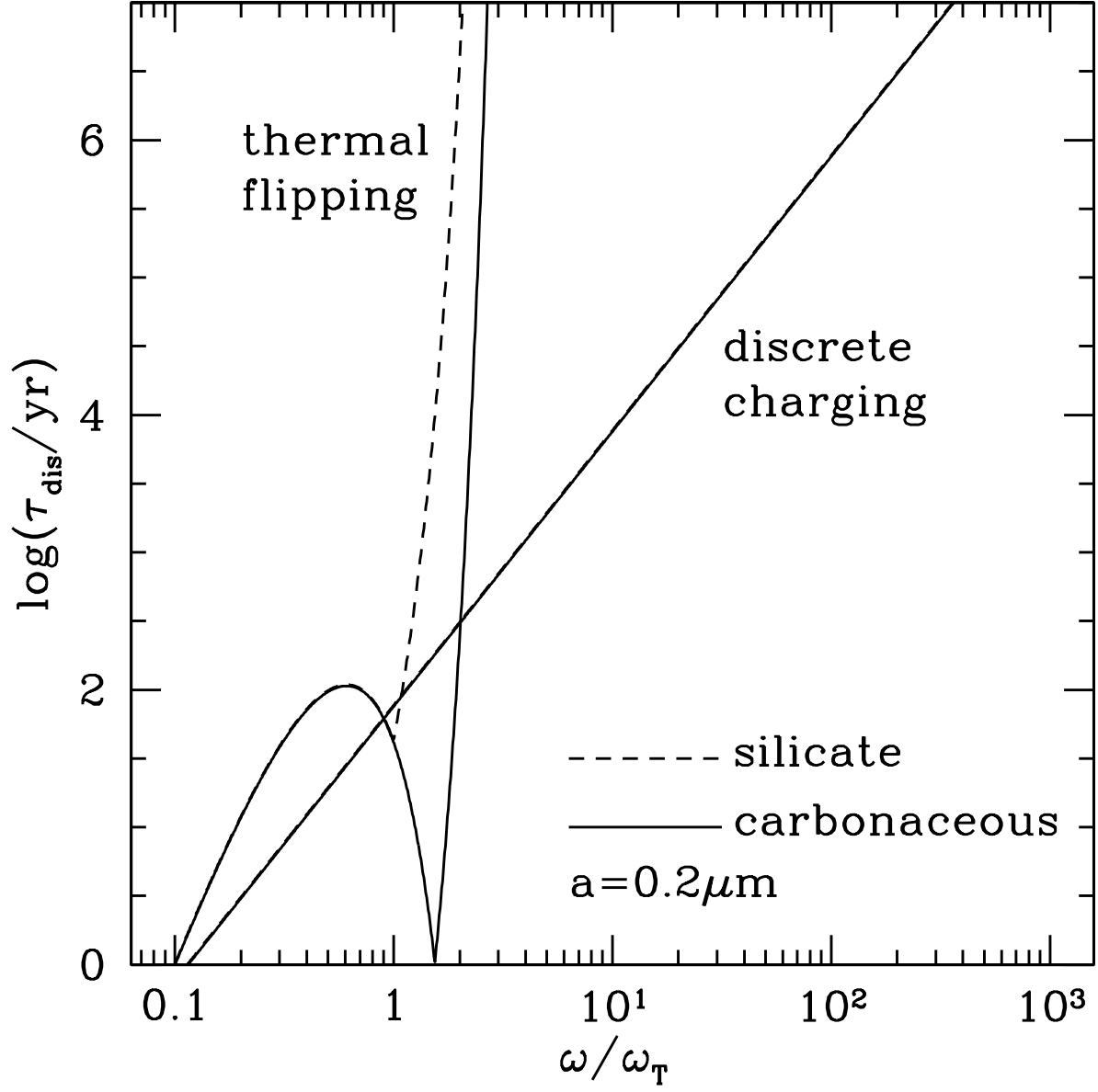


Fig. 3.— Same as fig 2, but for grains with  $a = 0.2\mu\text{m}$ .