

The dipole of the luminosity distance: a direct measure of $H(z)$

Camille Bonvin,^{*} Ruth Durrer, and Martin Kunz
*Département de Physique Théorique, Université de Genève,
 24 quai Ernest Ansermet, CH-1211 Genève 4, Switzerland*
 (Dated: October 17, 2019)

We show that the dipole of the luminosity distance is a useful observational tool which allows to determine the Hubble parameter as function of the redshift, $H(z)$. We determine the number of supernovae needed to achieve a given precision for $H(z)$ and to distinguish between different models for dark energy. We test our method on a sample of nearby supernovae and find $H(z=0) = 74 \text{ km/s/Mpc}$.

PACS numbers: 98.80.-k, 98.62.En, 98.80.Es, 98.62.Py

One of the biggest cosmological surprises in recent years was the discovery that the Universe is presently undergoing a phase of accelerated expansion [1]. The reason for this behaviour is still a complete mystery. If the Universe is homogeneous and isotropic on large scales and is well approximated by a Friedmann–Lemaître metric, then all contributions to the cosmological energy momentum tensor are characterised by their energy density $\rho(z)$ and pressure $P(z)$ as functions of cosmic redshift z . Accelerated expansion requires that overall $\rho + 3P < 0$ today. This can be achieved by introducing a so-called ‘dark energy’ component with a very negative pressure in addition to the usual pressureless matter. One of the main challenges of observational cosmology is to characterise the properties of this dark energy. The homogeneous and isotropic aspects of dark energy are completely determined by the equation of state parameter $w_{\text{de}}(z) \equiv P_{\text{de}}(z)/\rho_{\text{de}}(z)$ which links its pressure and energy density. The primary goal of observational dark energy studies is to measure the function $w_{\text{de}}(z)$.

Current experiments probing the dark energy equation of state measure luminosity distances to supernovae or the angular diameter distance to the last scattering surface via the CMB peak positions. These distances are linked to $w_{\text{de}}(z)$ through a double integration, which renders them rather insensitive to rapid variations of the equation of state. The required modelling can lead to strong biases that are difficult to detect and quantify [2]. A direct measurement of the Hubble parameter $H(z)$ would facilitate the derivation of $w_{\text{de}}(z)$ immensely and allow for a more direct comparison with model predictions. As an explicit illustration, let us consider a flat universe. The Friedmann equations then yield

$$\begin{aligned} H^2(t) &= \frac{8\pi G}{3}(\rho_m + \rho_{\text{de}}) \\ H'(t) &= 4\pi G(P_{\text{de}} - \rho_m - \rho_{\text{de}}) . \end{aligned} \quad (1)$$

We can solve directly for $w_{\text{de}}(z)$ and find

$$w_{\text{de}}(z) = \frac{3}{2} \left(\frac{2/3 H'(z) + H^2(z)}{H^2(z) - H_0^2 \Omega_m (1+z)^3} \right) . \quad (2)$$

Apart from $H(z)$ and its derivative only the parameter combination $\Omega_m H_0^2$ appears, which will be measured by the Planck satellite to an accuracy of about 1%.

It is possible to obtain $H(z)$ by computing the numerical derivative of the distance data [3], but the current data leads to a very noisy result. In the future, radial baryon oscillation measurements should be able to measure $H(z)$ directly. Here we propose an alternative, completely independent method based on luminosity distance measurements.

In a previous paper [4] we have considered the luminosity distance d_L as function of the source redshift z and direction \mathbf{n} . We have shown that not only the direction-averaged luminosity distance,

$$d_L^{(0)}(z) = \frac{1}{4\pi} \int d\Omega_{\mathbf{n}} d_L(z, \mathbf{n}) = (1+z) \int_0^z \frac{dz'}{H(z')} , \quad (3)$$

but also its directional dependence, $d_L(z, \mathbf{n})$ can be of cosmological interest. The directional dependence can be expanded in terms of spherical harmonics, leading to observable multipoles, $C_\ell(z)$. In this *letter* we concentrate on the dipole (corresponding to $\ell = 1$),

$$d_L^{(1)}(z) = \frac{3}{4\pi} \int d\Omega_{\mathbf{n}} (\mathbf{n} \cdot \mathbf{e}) d_L(z, \mathbf{n}) . \quad (4)$$

Here \mathbf{e} is a unit vector denoting the direction of the dipole and $d_L^{(1)}(z)$ is its amplitude.

As we have discussed in [4], the dipole dominates for $z \lesssim 1$. For $z \gtrsim 1$ the lensing contribution dominates but it peaks on much smaller scales ($\ell \gtrsim 300$) and therefore does not interfere with the dipole as it averages to zero under the integration (4). In the following we limit ourselves to redshifts of unity or less. Neglecting multipoles higher than the dipole we can write the full luminosity distance as

$$d_L(z, \mathbf{n}) = d_L^{(0)}(z) + d_L^{(1)}(z)(\mathbf{n} \cdot \mathbf{e}) . \quad (5)$$

Let us briefly derive the expression for $d_L^{(1)}$ (more details are found in [4]). The luminosity distance to a source

emitting photons at conformal time η in an unperturbed Friedmann universe is $d_L^{(0)} = (1+z)(\eta_0 - \eta)$. The motion of the observer gives rise to a Doppler effect which is the dominant contribution to the dipole,

$$d_L(\eta, \mathbf{n}) = d_L^{(0)}(\eta) [1 - (\mathbf{n} \cdot \mathbf{v}_0)] , \quad (6)$$

where \mathbf{v}_0 is our proper velocity with respect to the Friedmann background. However, conformal time η is not an observable quantity, but the source redshift, $z = \bar{z}(\eta) + \delta z$ is. Here $\bar{z}(\eta) = 1/a(\eta)$ is the redshift in an unperturbed Friedmann universe. To first order in the perturbations

$$d_L(\eta, \mathbf{n}) = d_L(\bar{z}, \mathbf{n}) = d_L(z, \mathbf{n}) - \frac{d}{d\bar{z}} d_L^{(0)}(\bar{z}) \delta z . \quad (7)$$

With $d_L^{(0)}(\bar{z}) = (1 + \bar{z})(\eta_0 - \eta)$, we have

$$\begin{aligned} \frac{d}{d\bar{z}} d_L^{(0)} &= (1 + \bar{z})^{-1} d_L^{(0)} + \mathcal{H}^{-1} \quad \text{and} \\ \delta z &= -(1 + \bar{z})(\mathbf{v}_0 \cdot \mathbf{n}) + \text{higher multipoles} . \end{aligned} \quad (8)$$

Inserting this in Eq. (6), we obtain

$$d_L^{(1)}(z)(\mathbf{n} \cdot \mathbf{e}) = \frac{1+z}{\mathcal{H}(z)} (\mathbf{n} \cdot \mathbf{v}_0) . \quad (9)$$

Although \mathbf{v}_0 is in principle a random variable, we can measure it directly from the CMB dipole which is due to the same motion. Its magnitude is $|\mathbf{v}_0| = (368 \pm 2) \text{ km/s}$ according to the COBE satellite measurements [5]. The amplitude of the luminosity distance dipole is then

$$d_L^{(1)}(z) = \frac{|\mathbf{v}_0|(1+z)}{\mathcal{H}(z)} = \frac{|\mathbf{v}_0|(1+z)^2}{H(z)} , \quad (10)$$

and its direction is $\mathbf{e} = \mathbf{v}_0/|\mathbf{v}_0|$. In Eq. (10) we have used the relation between the comoving \mathcal{H} and the physical Hubble parameter H given by $\mathcal{H}(z) = H(z)/(1+z)$. After subtracting of the monopole contribution to the luminosity distance it is therefore straightforward to measure $H(z)$ directly from the supernova data.

As a first step we want to test whether there is a dipole present at all in the supernova distribution, and if its direction and magnitude is compatible with expression (9) (see also [6]). Supernova data is conventionally quoted in terms of magnitudes rather than the luminosity distance. The link between magnitudes and the luminosity distance is given by

$$m - \mathcal{M}_\odot = 5 \log_{10}(d_L/10 \text{ pc}) \quad (11)$$

where \mathcal{M}_\odot is the absolute magnitude of the sun (however, the absolute magnitude normalisation is degenerate with $\log(H_0)$ and is usually marginalised over). We use the low-redshift sample of 44 supernovae assembled by the SNLS team [7], together with the supernova locations from [8]. To the given photometric error we add a

peculiar velocity error of 300 km/s and a constant dispersion of $\Delta m = 0.12$. The latter error ensures a reasonable goodness-of-fit of both the monopole and dipole term. We subtract the monopole of $m(z, \mathbf{n})$ and find the best fit value of \mathbf{v}_0 for the dipole. In Fig. 1 we show the angular uncertainty of \mathbf{v}_0 . The direction is compatible with the CMB dipole at the 1σ level. The magnitude of the luminosity dipole gives $|\mathbf{v}_0| = 405 \pm 192 \text{ km/s}$, in excellent agreement with the CMB dipole value of 368 km/s.

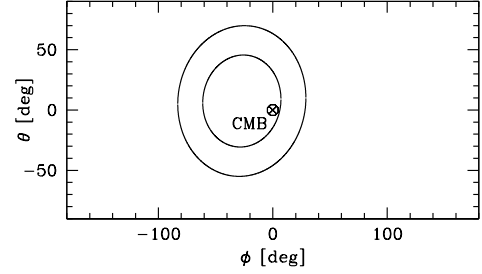


FIG. 1: Direction of the luminosity dipole from a low-redshift supernovae sample, in a celestial coordinate system centred on the CMB dipole (1 and 2σ contours). The two directions agree well.

Performing the same analysis with the luminosity distance we can determine the Hubble parameter at $z \approx 0$, H_0 . Setting \mathbf{v}_0 to the CMB dipole value, we find $H_0^{-1} = (1.35 \pm 0.63) \times 10^{-2} \text{ Mpc s/km}$. The central value corresponds to $H_0 = 74 \text{ km/s/Mpc}$, in perfect agreement with the HST key project result of $72 \pm 8 \text{ km/s/Mpc}$ [9]. We can exclude $H_0 < 32 \text{ km/s/Mpc}$ at very high confidence. The error in $1/H_0$ is Gaussian, which means that we cannot obtain a strong upper bound. However, no dipole is excluded at over 2σ ($\chi^2_{\min} = 48.2$ whereas $\chi^2(H_0 \rightarrow \infty) = 52.7$).

Let us estimate the accuracy with which we can determine the Hubble parameter from a measurement of N supernovae in a redshift bin $[z - dz, z + dz]$. We assume that the magnitude of each supernova is known with a precision of Δm (independent of z). We consider \mathbf{v}_0 as given by the CMB dipole and work with the ansatz (5). The error in the magnitude translates into an error on the luminosity distance,

$$\delta d_L(z, \mathbf{n}) = \frac{\ln(10)}{5} d_L(z, \mathbf{n}) \delta m(z, \mathbf{n}) . \quad (12)$$

We add the error into our ansatz, setting

$$m(z, \mathbf{n}) = m^{(0)}(z) + m^{(1)}(z)(\mathbf{n} \cdot \mathbf{e}) + \delta m(z, \mathbf{n}) \quad (13)$$

$$d_L(z, \mathbf{n}) = d_L^{(0)}(z) + d_L^{(1)}(z)(\mathbf{n} \cdot \mathbf{e}) + \delta d_L(z, \mathbf{n}) . \quad (14)$$

We also assume that different supernovae are not correlated, so that the variance of the magnitude is given by

$$\langle \delta m(z, \mathbf{n}) \delta m(z, \mathbf{n}') \rangle = 4\pi (\Delta m)^2 \delta^2(\mathbf{n} - \mathbf{n}') . \quad (15)$$

The error on the dipole can now be computed using

$$\delta d_L^{(1)}(z) = \frac{3}{4\pi} \int d\Omega_{\mathbf{n}} (\mathbf{n} \cdot \mathbf{e}) \delta d_L(z, \mathbf{n}) . \quad (16)$$

Its variance is

$$\begin{aligned} \left(\Delta d_L^{(1)}(z) \right)^2 &= \left\langle \left(\delta d_L^{(1)}(z) \right)^2 \right\rangle \\ &= 3 \left(\frac{\ln(10)}{5} \right)^2 \Delta m^2 \left(d_L^{(0)}(z) \right)^2 . \end{aligned} \quad (17)$$

As the monopole is much larger than the dipole we have neglected the latter in the previous expression and obtain our final formula for the variance of the dipole

$$\Delta d_L^{(1)}(z) \simeq \frac{\sqrt{3} \ln(10)}{5} d_L^{(0)}(z) \Delta m = \sqrt{3} \Delta d_L(z) . \quad (18)$$

The absolute error on the dipole is therefore comparable to the error on the monopole and, not surprisingly, the relative error is much larger,

$$\frac{\Delta d_L^{(1)}(z)}{d_L^{(1)}(z)} = \sqrt{3} \frac{\Delta d_L^{(0)}(z)}{d_L^{(1)}(z)} \gg \frac{\Delta d_L^{(0)}(z)}{d_L^{(0)}(z)} . \quad (19)$$

We will therefore need a large number of supernovae to determine $H(z)$ with a reasonable accuracy.

As the Hubble parameter is inversely proportional to the dipole, its relative error is simply

$$\frac{\Delta H(z)}{H(z)} = \frac{\Delta d_L^{(1)}(z)}{d_L^{(1)}(z)} = \frac{\sqrt{3} \ln(10)}{5 |\mathbf{v}_0|} \frac{d_L^{(0)}(z) H(z)}{(1+z)^2} \Delta m . \quad (20)$$

This formula is valid for any model of dark energy. Once we have measured the luminosity distance, we can calculate the monopole and the dipole, deduce the Hubble parameter, and equation (20) gives the error on $H(z)$ per supernova at that redshift. We plot the relative error on $H(z)$ (which is the same as the relative error on the dipole amplitude) in Fig. 2 for a flat Λ CDM universe with $\Omega_\Lambda = 0.7$. We use two values for the error on the magnitude, $\Delta m = 0.1$ and $\Delta m = 0.15$. This is comparable to the accuracy of recent supernova surveys like SNLS [7].

In the future it may be possible to control systematic errors much better – indeed the very dipole that we want to measure is part of the systematic error budget of current surveys [10]! Proper assessment of the dipole contribution may therefore also help to measure the monopole with higher precision. Our assumed value for Δm is probably pessimistic as most systematic uncertainties are expected to affect the overall luminosity at a given redshift, i.e. the monopole. The dipole which relies on the angular distribution of the luminosity should be far more resistant to effects like for example evolution of the supernova population with redshift.

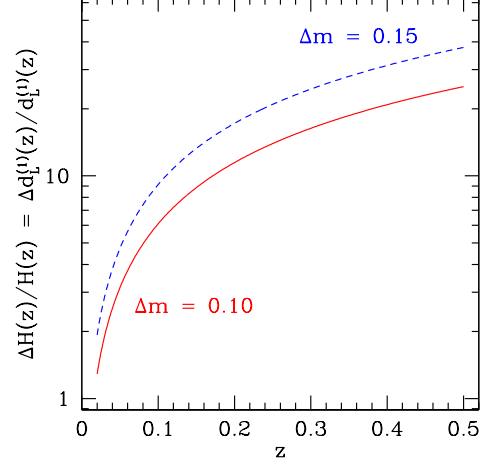


FIG. 2: We show the relative error in $H(z)$ for one supernova, as a function of the redshift, in a flat Λ CDM universe with $\Omega_\Lambda = 0.7$ and for two different values of the intrinsic error $\Delta m = 0.1$ and $\Delta m = 0.15$. This represents as well the relative error in the dipole $d_L^{(1)}(z)$.

Of course we will in general observe many supernovae. The mean error on the magnitude from observing N independent supernova explosions is reduced to $\frac{\Delta m}{\sqrt{N}}$. In Fig. 3 we plot the number of supernovae needed to measure $H(z)$ with an accuracy of 30 %. As discussed above, this number scales quadratically with the errors. We therefore need to measure 100 times more supernovae to decrease the error by a factor of 10 to 3%. On the other hand, if we manage to decrease Δm by a factor of 10 through an improved understanding of supernova explosions and better measurements, then we need 100 times fewer supernovae observations.

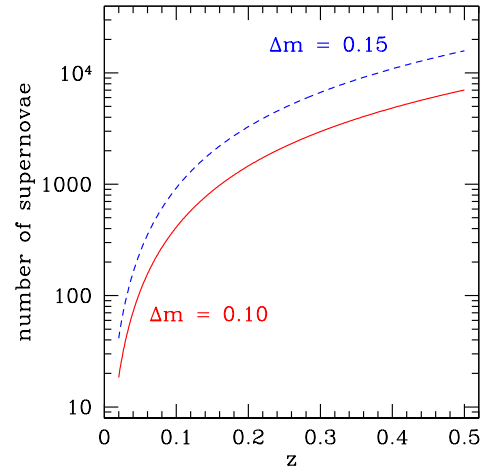


FIG. 3: We show the number of supernovae needed to measure $H(z)$ with an accuracy of 30 %, in a flat Λ CDM universe with $\Omega_\Lambda = 0.7$, as a function of the redshift and for two different values of the intrinsic error $\Delta m = 0.1$ and $\Delta m = 0.15$.

One crucial question about dark energy is whether it does indeed behave as a cosmological constant or not. Having measured the dipole at different redshifts, it is possible to compare directly the measured value of $H(z)$ with the one predicted for a flat Λ CDM universe. If the two do not agree, dark energy must be due to a different mechanism, like quintessence or a modification of general relativity. In Fig. 4 we plot the number of supernovae needed to distinguish the two cases, by demanding that the difference $|H(z) - H_{\Lambda\text{CDM}}(z)|$ be larger than the error $\Delta H(z)$. For comparison, the relative difference between the Hubble parameter in a flat pure CDM universe and in a flat Λ CDM universe with $\Omega_\Lambda = 0.7$ is 10% at $z = 0.1$, 19% at $z = 0.2$ and 27% at $z = 0.3$.

This method tests directly the expansion speed of the universe at all the redshifts where we measure the luminosity distance dipole. Any deviation in $H(z)$ from theoretical predictions will be immediately detected. If we measure only the usual monopole of the luminosity distance then a well-localised deviation may easily be smeared out and lost by the additional integration.

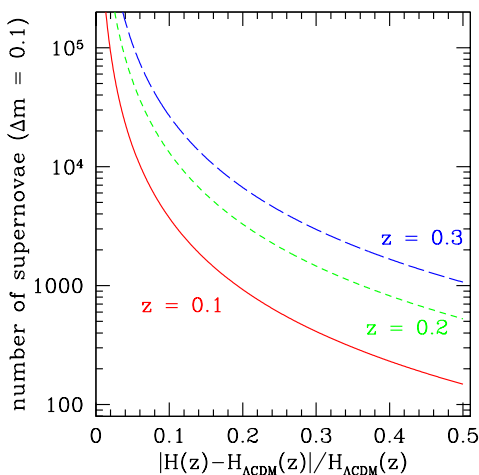


FIG. 4: We show the number of supernovae needed to differentiate the measured Hubble parameter $H(z)$ from the theoretical one in a flat Λ CDM universe $H_{\Lambda\text{CDM}}(z)$, as a function of the relative difference $\frac{|H(z) - H_{\Lambda\text{CDM}}(z)|}{H_{\Lambda\text{CDM}}(z)}$, for the redshifts $z = 0.1$, $z = 0.2$ and $z = 0.3$ and for an intrinsic error of $\Delta m = 0.1$.

Looking at the figures it is readily apparent that accuracy is best at low redshift. This is not necessarily a drawback, as dark energy is also expected to dominate at low redshift and so is best observed in this redshift range. However, below $z \lesssim 0.04$ non-linear effects probably become important which may lead to systematic effects in the distribution of supernovae. Future baryon oscillation surveys will primarily target higher redshifts, $z \gtrsim 0.5$, where they reach maximum sensitivity. The angular distribution of low-redshift supernovae is therefore a complementary probe. Also the number of supernovae

needed is not completely unrealistic. Very large surveys which plan to measure of the order of 10^4 to 10^5 supernovae are presently discussed [11].

As a final remark, even though uniform sky coverage is not essential, a survey designed to measure the dipole should optimally cover a large part of the sky. If we only observe supernovae in one small patch, it may be difficult to extract the dipole. If possible, the observed supernovae should cover the regions of the sky aligned and anti-aligned with the CMB dipole where the luminosity difference is maximal.

In this *letter* we have discussed a novel method for measuring directly the expansion history of the Universe. We have shown that the dipole of the supernova distribution on the sky is proportional to $1/H(z)$. It is therefore possible to extract *directly* $H(z)$ from the dipole. This is advantageous compared to the monopole of the luminosity and angular diameter distance which measures only the integral over the Hubble parameter. With a present data set of 44 low- z supernovae we obtain a central value of $H_0 = 74$ km/s/Mpc, however the errors are still large.

We have also discussed the accuracy with which we can measure the Hubble parameter, and found that we need a large number of supernovae. However, future planned surveys are expected to deliver these. Given that most surveys concentrate on high-redshift supernovae while the dipole is most useful at moderate redshifts, $z \lesssim 0.5$, it may be preferable to propose a dedicated low- z supernova survey.

Finally, the dipole is a quantity independent of the monopole. Given a survey with a sufficient number of supernovae it is possible to measure both. This improves the measurement of the dark energy properties and additionally serves as a cross-check for systematic errors.

We thank Pierre Astier and Bruno Leibundgut for useful discussions. This work is supported by the Swiss NSF.

* Electronic address: camille.bonvin@physics.unige.ch

- [1] A. Riess et al., *Astronomical J.* **116**, 1009 (1998);
S. Perlmutter et al. *Astrophys. J.* **517**, 565 (1999);
- [2] I. Maor, R. Brustein, J. McMahon and P.J. Steinhardt,
Phys. Rev. D **65**, 123003 (2002);
B.A. Bassett, P.S. Corasaniti and M. Kunz, *Astrophys. J.* **617**, L1 (2004);
M. Douspis et al., *astro-ph/0602491*.
- [3] R.A. Daly and S.G. Djorgovsky, *astro-ph/0512576*.
- [4] C. Bonvin, R. Durrer and A. Gasparini, *Phys. Rev. D* **73**, 023523 (2006).
- [5] Review of part.phys., *Phys. Lett. B* **592**, 1 (2004).
- [6] A.G. Riess, W.H. Press, R.P. Kirshner, *Astrophys. J.* **445**, L91 (1995).
- [7] P. Astier et al., *astro-ph/0510447*.
- [8] IAU, BAT: list of supernovae,
<http://cfa-www.harvard.edu/iau/lists/Supernovae.html>.

- [9] W. Freedman et al., *Astrophys. J.* **553**, 47 (2001).
- [10] L. Hui and P.B. Greene, [astro-ph/0512159](#);
A. Cooray and R.R. Caldwell, [astro-ph/0601377](#).
- [11] Crotts A. et al. (JEDI collaboration), [astro-ph/0507043](#);
P.S. Corasaniti et al. (ALPACA collaboration),
[astro-ph/0511632](#).