

# Is space expanding in the Friedmann universe models?

Øyvind Grøn

*Oslo College, Faculty of Engineering, Cort Adelersgt. 30, 0254 Oslo, Norway, and  
Department of Physics, University of Oslo, P. B. 1048 Blindern, 0316 Oslo, Norway\**

Øystein Elgarøy

*Institute of theoretical astrophysics, University of Oslo, P.B. 1029 Blindern, 0315 Oslo, Norway<sup>†</sup>  
(Dated: December 2, 2024)*

The interpretation of the expanding universe as an expansion of space has recently been challenged. From the geodesic equation in Friedmann universe models and the empty Milne model, we argue that a Newtonian and/or special relativistic analysis cannot work on large scales, while the general relativistic interpretation in terms of expanding space has the advantage of being globally consistent. We also show that the cosmic redshift, interpreted as an expansion effect, contains both the Doppler effect and the gravitational frequency shift.

PACS numbers:

## I. INTRODUCTION

Although more than 75 years have passed since Hubble's discovery of the expanding universe, there is still some confusion about how the expansion is to be interpreted<sup>1,2,3,4,5,6</sup>. Peacock<sup>1,2</sup> and Whiting<sup>3</sup> have recently discussed radial peculiar motion in Friedmann universe models. Whiting has written down the Newtonian equation of motion for a free particle and the geodesic equation. However he has only given the general solution of the Newtonian equation. The solutions show that a particle which is initially at rest relative to an observer will move inwards and pass the position of the observer before moving outwards the other way. Both he and Peacock conclude that this behavior is not in accordance with the usual interpretation that space expands. They seem to argue that the galaxies are moving *through space*.

Several authors (see e.g. the papers by Tipler<sup>7,8</sup>) have pointed out that even though the standard Newtonian derivation of the Friedmann equations which govern the expansion of the universe, often found in undergraduate textbooks, gives the correct form of the equations, it rests on shaky foundations. For example, using the Newtonian gravitational force law is not warranted in an infinite, homogeneous universe. This indicates that one should be wary of using Newtonian physics when interpreting the expansion of the universe.

The concept of *space* as used in the general theory of relativity is inspired by Ernst Mach. It is defined as a relation between reference particles, and it is different from the concept of space as used in Newtonian physics and in the special theory of relativity. In these theories space is not influenced by matter and exists independently of it. Space in Newtonian physics and special relativity therefore has a mathematical character. The general relativistic *space* is more physical. Matter curves space. Space may change, for example in the form of gravitational waves, and it may even expand. The Newtonian and special relativistic space is a metaphysical concept, and the general relativistic space is a physical concept.

In this paper we will look at the arguments presented in<sup>3</sup> and<sup>1,2</sup> in a general relativistic framework and study the problem of the motion of a free particle in this context. We will also argue that there exists a general relativistic interpretation of the cosmic redshift according to which space expands.

## II. RADIAL FREE MOTION

The line element of the homogeneous and isotropic universe models is written as

$$ds^2 = -c^2 dt^2 + a^2(t) [d\chi^2 + R_0^2 S_k^2(\chi/R_0)(d\theta^2 + \sin^2 \theta d\phi^2)] \quad (1)$$

where  $\chi$  is the standard radial comoving coordinate,  $R_0$  is the curvature radius of 3-space and

$$S_k(x) = \begin{cases} \sin x, & k > 0 \\ x, & k = 0 \\ \sinh x, & k < 0 \end{cases} \quad (2)$$

The motion of a free particle is determined by the geodesic equation

$$\frac{d^2 x^i}{d\tau^2} + \Gamma_{jk}^i \frac{dx^j}{d\tau} \frac{dx^k}{d\tau} = 0. \quad (3)$$

where  $d\tau^2 = -ds^2$  is proper time. For radial motion,  $i = 1$ , we get

$$\frac{d^2 \chi}{d\tau^2} + 2 \frac{\dot{a}}{a} \frac{dt}{d\tau} \frac{d\chi}{d\tau}, \quad (4)$$

since  $\Gamma_{01}^1 = \Gamma_{10}^1 = \dot{a}/a$ , where dots denote derivatives with respect to coordinate time  $t$ . Furthermore, the constraint

$$g_{\alpha\beta} \frac{dx^\alpha}{d\tau} \frac{dx^\beta}{d\tau} = -1, \quad (5)$$

leads to

$$\frac{dt}{d\tau} = \sqrt{1 + a^2 \left( \frac{d\chi}{d\tau} \right)^2}. \quad (6)$$

We therefore have

$$\frac{d\chi}{d\tau} = \frac{d\chi}{dt} \frac{dt}{d\tau} = \frac{d\chi}{dt} \sqrt{1 + a^2 \left( \frac{d\chi}{d\tau} \right)^2}, \quad (7)$$

and we can solve for  $d\chi/d\tau$  with the result

$$\frac{d\chi}{d\tau} = \frac{1}{\sqrt{1 - a^2 \left( \frac{d\chi}{dt} \right)^2}} \frac{d\chi}{dt}. \quad (8)$$

This gives immediately

$$\frac{dt}{d\tau} = \frac{1}{\sqrt{1 - a^2 \left( \frac{d\chi}{dt} \right)^2}}, \quad (9)$$

and, after some algebra,

$$\frac{d^2\chi}{d\tau^2} = \frac{1}{1 - a^2 \left( \frac{d\chi}{dt} \right)^2} \left[ \ddot{\chi} + \frac{a^2 \dot{\chi}}{1 - a^2 (\dot{\chi})^2} \left( \frac{\dot{a}}{a} \dot{\chi} + \ddot{\chi} \right) \right]. \quad (10)$$

Inserting these results in equation (4) finally gives

$$\ddot{\chi} = a \dot{\chi}^3 - 2 \frac{\dot{a}}{a} \dot{\chi}, \quad (11)$$

The trivial solution  $\dot{\chi} = 0$  represents a particle following the Hubble flow. Introducing a new variable  $y = 1/\dot{\chi}^2$  the equation takes the form

$$\dot{y} - (\ln a^4) y = -(\dot{a}^2). \quad (12)$$

The general solution is

$$y = a^2 + C a^4, \quad (13)$$

where  $C$  is a positive constant of integration. Note that  $\dot{\chi} = (a^2 + C a^4)^{-1/2}$  vanishes when  $a \rightarrow \infty$ . Hence in that limit the motion of the particle approaches that of the Hubble flow. The radial coordinate as a function of time of the free particle is

$$\chi = \pm \int \frac{dt}{a \sqrt{1 + C a^2}} + K, \quad (14)$$

where  $K$  is a constant of integration. If we consider flat universe models with a perfect fluid having equation of state  $p = w\rho$  with  $w = \text{constant}$ , the scale factor is

$$a = \left( \frac{t}{t_0} \right)^{\frac{2}{3(1+w)}}, \quad (15)$$

where  $t_0$  is the present value of the cosmic time. Measuring the time in units of  $t_0$  equation (14) may then be written

$$\chi = \chi_0 \pm \frac{3}{2}(1+w)t_0 \int_1^a \frac{a'^{\frac{1}{2}(3w-1)}}{\sqrt{1 + C a'^2}} da', \quad (16)$$

where the initial condition is  $\chi = \chi_0$  at  $t = t_0$ . Integrating and inserting equation (15) gives  $\chi$  as a function of time, and the proper distance of the particle from the observer is  $l = a\chi$ .

Whiting studied the motion of a test particle of negligible mass which starts out with  $\dot{l} = 0$  at some coordinate  $\chi_0$  at time  $t = t_0 \equiv 1$ . To compare with his results, we will, when possible, choose the constant of integration  $C$  in accordance with this criterion. This requires

$$\dot{l}(t_0) = \dot{a}(t_0)\chi_0 + a(t_0)\dot{\chi}(t_0) = 0, \quad (17)$$

so that

$$\dot{\chi}_0 \equiv \dot{\chi}(t_0) = -\frac{\dot{a}(t_0)}{a(t_0)}\chi_0, \quad (18)$$

With  $t_0 = 1$  and  $a = t^{2/3(1+w)}$  this gives

$$\dot{\chi}_0 = -\frac{2}{3(1+w)}\chi_0. \quad (19)$$

But from equation (13) we get

$$\dot{\chi}_0 = -\frac{1}{\sqrt{1+C}}, \quad (20)$$

so we must have

$$C = \frac{9(1+w)^2}{4\chi_0^2} - 1. \quad (21)$$

Note that  $C > 0$  requires

$$\chi_0 < \frac{3}{2(1+w)}. \quad (22)$$

Plots of the proper distance  $l$  for a dust-dominated universe with  $w = 0$  (the Einstein-de Sitter (EdS) model) and a Milne universe with  $w = -1/3$  are shown in figure 1. In both plots the particle starts at  $\chi_0 = 1$ .

The results presented in figure 1 show qualitatively the same results as found by Whiting by solving the Newtonian equation of motion. The particle is not dragged along with the Hubble flow, but falls towards and past the origin, going asymptotically towards moving away from the origin proportionally to the scale factor  $a$ . Note also, as pointed out by Whiting, that the particle trajectory does not go asymptotically to  $-a(t)\chi_0$  and in that (somewhat arbitrary) sense it never rejoins the Hubble flow. This is part of the reason for Whiting and Peacock rejecting the notion of expanding space: it easily leads us into thinking that a particle dropped into the Hubble flow should, like a particle dropped into a river, start following the local flow. Clearly this is not the case.

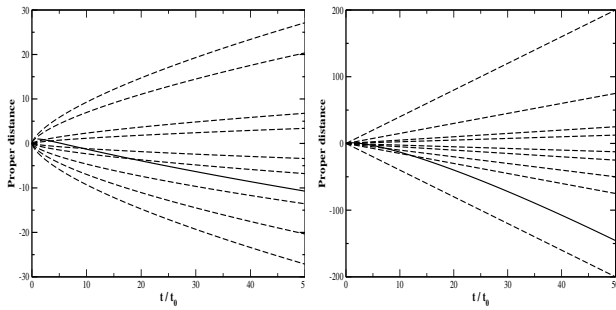


FIG. 1: Proper distance from an observer at the origin as a function of time (full line) and trajectories of particles comoving with the Hubble flow (dashed lines) for two different values of  $w$ :  $w = 0$  (EdS, left panel) and  $w = -1/3$  (Milne universe, right panel).

However, if we start out the particle at a distance where the Hubble flow velocity is comparable to or greater than the speed of light, the Newtonian analysis is incorrect. To be specific, let us look at the EdS model. From equation (21) we see that Whiting's initial condition cannot be fulfilled: the constant of integration  $C$  must be positive, and this requires  $\chi_0 < 3/2$ . Note that the Hubble parameter  $H_0 = \dot{a}(t_0)/a(t_0) = 2/3$  in this model, and so the condition above tells us that at distances beyond  $3/2$  from the origin at time  $t = 1$ , the initial condition of  $\dot{l} = 0$  cannot be fulfilled. The motion of a ray of light sent towards the origin can illustrate why this is so. Light travels along null geodesics defined by  $ds^2 = 0$  and thus light sent from a comoving radial coordinate  $\chi_0$  at time  $t = 1$  has a proper distance from the origin at time  $t$  given by

$$l(t) = a(t) \left[ \chi_0 - \int_1^t \frac{dt'}{a(t')} \right]. \quad (23)$$

For the EdS model this becomes

$$l(t) = t^{2/3} \left( \chi_0 + 1 - 3t^{1/3} \right). \quad (24)$$

In figure 2 we have plotted the motion of light rays sent out at  $t = 1$  starting at  $\chi_0 = 2$ , outside the Hubble sphere defined by  $l = c/H_0 = 3/2$ . We also show solutions of the geodesic equations and the solution in ref. 1 of the Newtonian equation of motion. Light starting outside of the Hubble sphere initially moves away from the origin. The free particle described by the Newtonian solution immediately moves towards the origin, and hence it violates causality. The solution of the GR geodesic equation cannot be set up with  $\dot{l} = 0$  towards the origin, it has to have a small initial velocity away from it. What this tells us is that using Newtonian concepts to interpret the expansion of space is misleading. While it is tempting to believe that the isotropy and homogeneity of the Universe guarantees that local physics is valid globally, this is not in general true when one starts from concepts like Newton's law of gravitation (the application of which relies on results which are not valid in an

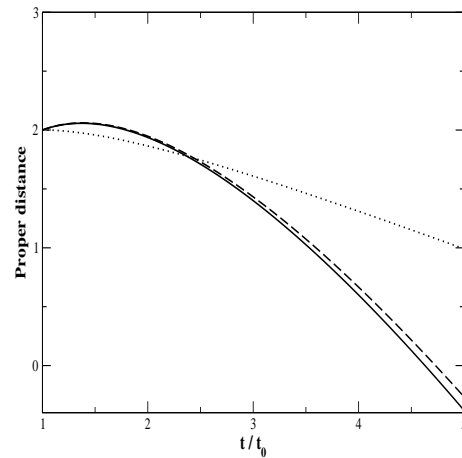


FIG. 2: Proper distance from an observer at the origin as a function of time for a ray of light (full line) and a free particle moving according to the GR geodesic equation (dashed line) and the solution of the Newtonian equation of motion (dotted line). The light and the particle start out at  $\chi_0 = 2$ , outside the Hubble radius.

infinite universe) and extrapolate the results to scales beyond the Hubble radius. The isotropy and homogeneity guarantees that all observers will get the same results using the correct laws of physics, not the global validity of Newtonian gravitation.

In<sup>3</sup> the solutions of the geodesic equation are commented as follows: ‘The free particle accelerates toward the origin away from the Hubble flow, passes through the origin, and continues out the other side. This behaviour of a free particle is not what one would expect, if the ‘expansion of space’ acts like a Newtonian force pushing the galaxies apart. It is qualitatively different, the initial velocity being in the opposite direction.’ Note that Whiting must really be referring to the initial *acceleration*, since the particle starts from rest. We can offer an explanation for this behaviour in the context of an expanding space. Writing equation (18) as

$$\dot{\chi}_0 = -H_0 \chi_0, \quad (25)$$

and using that

$$\ddot{l} = \ddot{a}\chi + a^2\dot{\chi}^3, \quad (26)$$

we get

$$\ddot{l}_0 = (\ddot{a}_0 - H_0^4 \chi_0^2) \chi_0. \quad (27)$$

Hence a free particle starting at rest with respect to an observer at the origin will start to move inwards if

$$\ddot{a}_0 < H_0^4 \chi_0^2. \quad (28)$$

For a sufficiently large initial distance from the origin the particle will therefore move inwards independently of the dynamics of the Hubble flow. The general relativistic explanation is the following. Consider a particle

which is not moving freely, but is initially kept at a fixed physical distance from the origin. At the position of the particle space expands so that reference points with fixed values of  $\chi$  move outwards. Hence, new reference points with smaller values of  $\chi$  pass our particle as time proceeds. The velocity of the reference points is  $\dot{a}\chi$  which is smaller the smaller  $\chi$  is. This means that at a fixed distance from an arbitrarily chosen origin the expansion of space slows down. This slowing down has nothing to do with the dynamics of the Hubble flow, but is due to its inhomogeneity as observed from the origin. Regions with lower expansion velocity move outwards. Our particle has an initial peculiar velocity directed inwards that is adjusted to a larger velocity of the Hubble flow than its later value. Hence, it starts moving inwards because of a retarded expansion of space at its position.

When discussing the meaning of an expanding universe, one should bear in mind that physical arguments, like the ones above, are usually framed within the homogenous Friedmann-Robertson-Walker models. To reject the concept of expanding space based on the common-sense observation that space locally, e.g. in my office, shows no sign of expanding is not really relevant, since the assumption of homogeneity clearly breaks down on small scales. In some simple, idealized models there is in principle an effect of the expansion of space on small scales. One case which has been studied is the case of a spherical mass distribution embedded in an Einstein-de Sitter universe. One then finds that circular orbits around the spherical mass will expand, although at a modest rate (roughly  $10^{-23}$  m/year for an orbit of radius 1 astronomical unit around a solar-mass star).<sup>9,10,11</sup>

### III. SUPERLUMINAL VELOCITY IN THE MILNE UNIVERSE

The Milne universe is the Minkowski spacetime described from an expanding reference frame<sup>12</sup>. The coordinate transformation between the Minkowski coordinates,  $T$ ,  $R$  and the Milne coordinates  $t$ ,  $\chi$  is

$$R = ct \sinh\left(\frac{\chi}{ct_0}\right), \quad T = t \cosh\left(\frac{\chi}{ct_0}\right), \quad (29)$$

which leads to the line element

$$ds^2 = -c^2 dt^2 + \left(\frac{t}{t_0}\right)^2 [d\chi^2 + \sinh^2 \chi (d\theta^2 + \sin^2 \theta d\phi^2)], \quad (30)$$

where the scale factor  $a = t/t_0$  has been normalized so that it has the value  $a(t_0) = 1$  now. From the transformation (29) follows

$$R = cT \tanh\left(\frac{\chi}{ct_0}\right), \quad c^2 T^2 - R^2 = c^2 t^2. \quad (31)$$

The Minkowski coordinates are the coordinates of a rigid inertial reference frame of an arbitrarily chosen reference

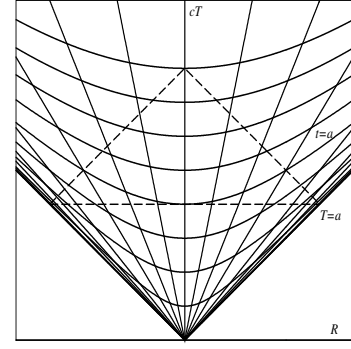


FIG. 3: Minkowski diagram with reference to the comoving inertial reference frame of an arbitrary particle in the Milne universe. All the clocks at rest in this frame show that the same time  $T$  as the clock of the origin particle. The coordinate  $R$  is the distance from the origin particle measured at  $T = \text{constant}$ . The vertical time axis is the world line of the origin particle. The fan of lines is the set of world lines of the reference particles defining the Milne universe. The horizontal line at  $T = a$  represents the simultaneity space, called ‘the private space’ of the origin particle, at an arbitrary point of time. The ‘cosmic time’  $t$  is the time measured by clocks following all of the test particles. This is the time since the Big Bang measured on these clocks. The hyperbola  $t = a$  represents the space at a fixed cosmic time, called ‘the public space’ of the Milne universe. The two lines from a point on the time axis down to the Big Bang light cone represent a backwards light cone of an observer on the origin particle.

particle P in the expanding cloud of particles defining the Milne universe model. The time  $T$  is called the private time of P. The time  $t$  is measured on clocks following all of the reference particles. As seen from equation (31) the space  $T = \text{constant} = T_1$  has a finite extent,  $cT_1$ . This is the private space of an observer following the particle P. The space  $t = \text{constant} = t_1$  is represented by a hyperbola in the Minkowski diagram of the P observer (see figure 3). This is called the public space or only the space of the universe model. It has infinite extension in spite of the fact that the Big Bang has the character of a point event in the Milne universe model.

In the inertial and rigid Minkowski coordinate system the velocity of a reference particle with comoving coordinate  $\chi$  is

$$\frac{dR}{dT} = c \tanh\left(\frac{\chi}{ct_0}\right), \quad (32)$$

which is less than  $c$  for all values of  $\chi$ . However, in the expanding cosmic frame it is different. Here the velocity of the reference particle as defined by an observer at the origin is given by Hubble’s law

$$v = Hl = \frac{\dot{a}}{a} a\chi = \dot{a}\chi = \frac{1}{t_0}\chi. \quad (33)$$

Hence the reference particles have superluminal velocity at sufficiently great distances from the observer. According to special relativistic kinematics this is problematic since the particles cannot move through space with a velocity greater than  $c$ . However, according to the general relativistic interpretation the reference particles define the public space of the universe model. And there is no limit as to how fast space itself can expand.

In this special universe model there exists a global inertial frame which we have called a Minkowski frame. In such a frame the finite extension of the infinite cosmic space is due to the Lorentz contraction. The distances between the reference particles are Lorentz contracted relative to the corresponding distances in the Milne frame. The Lorentz contraction makes the infinite public space look like a finite private space in the Minkowski frame. This also makes the velocities of the reference particles less than the velocity of light.

However, in universe models that are not empty, no global Minkowski frame exists. In curved spacetime one only has the cosmic frame. The only real space is the public space. Although we consider homogeneous universe models and the special theory is valid locally, one cannot apply a special relativistic kinematics to define the cosmic kinematics globally. This is the main reason that the special relativistic conception of particles moving through space cannot be applied to define the expansion of the universe. The Hubble flow has a global cosmic character, and the general theory of relativity is needed to define it properly, which leads to the concept of an expanding space.

#### IV. COSMIC REDSHIFT, DOPPLER EFFECT AND GRAVITATIONAL FREQUENCY SHIFT

Whiting<sup>3</sup> claims that the cosmic redshift should not be interpreted as an expansion effect, but as a sort of curvature effect. The general formula for the cosmic redshift is

$$z = \frac{1}{a(t_e)} - 1, \quad (34)$$

where  $t_e$  is the emission time of a light signal, and the scale factor has been normalized so that  $a(t_0) = 1$  today.

In this section we shall accept the general relativistic interpretation of this formula according to which the wavelength of the emitted radiation has been stretched during its travel from the object to the observer by a factor equal to the ratio of the distance between two galaxy clusters at the time of observation and the time of emission. If, for example,  $z = 1$ , the distances have been doubled during the time the radiation moved from the source to the observer.

We shall show that the cosmic redshift can be separated in a Doppler shift and a gravitational frequency shift if the object is close to the observer, cosmically speaking, i.e., if  $H_0(t_0 - t_e) \ll 1$ , where  $H_0$  is the present

value of the Hubble parameter. This result was first derived, in a more complicated way, by Herman Bondi<sup>13</sup>. Alternative derivations can be found in<sup>14,15</sup>.

To second order in  $H_0(t_0 - t_e)$  the cosmic redshift is given by<sup>12</sup>

$$z = H_0(t_0 - t_e) + \left(1 + \frac{q_0}{2}\right) H_0^2(t_0 - t_e)^2, \quad (35)$$

where  $q_0 = -(a\ddot{a}/\dot{a}^2)_{t=t_0}$  is the deceleration parameter. The special relativistic formula for the Doppler shift is

$$z_D = \sqrt{\frac{1+v_e}{1-v_e}} - 1, \quad (36)$$

where  $v_e$  (in units where  $c = 1$ ) is the velocity of the source when it emitted the light. To second order in  $v_e$  this gives

$$z_D = v_e + \frac{1}{2}v_e^2. \quad (37)$$

Inserting the velocity as given by Hubble's law,  $v_e = \dot{a}_e \chi_e$ , where  $\dot{a}_e$  is  $\dot{a}$  evaluated at the time of emission, we obtain

$$z_D = \dot{a}_e \chi_e + \frac{1}{2} \dot{a}_e^2 \chi_e^2, \quad (38)$$

A Taylor expansion of  $\dot{a}$  gives to sufficient order

$$\dot{a}_e = \dot{a}_0 - \ddot{a}_0(t_0 - t_e) = H_0 + q_0 H_0^2(t_0 - t_e). \quad (39)$$

To second order in  $H_0(t_0 - t_e)$  the radial coordinate of the source is<sup>12</sup>

$$\chi_e = t_0 - t_e + \frac{1}{2} H_0(t_0 - t_e)^2. \quad (40)$$

Inserting equations (39) and (40) into equation (38) we get the redshift due to the Doppler effect

$$z_D = H_0(t_0 - t_e) + (1 + q_0) H_0^2(t_0 - t_e)^2. \quad (41)$$

If gravity is attractive so that the cosmic expansion decelerates, the photons fall downwards from the source to the observer in the gravitational field. The gravitational frequency shift is then a blueshift. If gravity is repulsive and the cosmic expansion accelerates, the gravitational frequency shift is a redshift. In both cases it is given by

$$z_G = -\phi_e, \quad (42)$$

where  $\phi_e$  is the gravitational potential at the emitter, and the potential has been defined so that  $\phi_0 = 0$  at the observer. In order to simplify the calculation we now assume that the universe is dominated by dust. Hence the gravitational potential at the emitter is

$$\phi_e = \int_0^{\chi_e} \frac{GM}{\chi^2} d\chi = \frac{4\pi G}{3} \rho_0 \int_0^{\chi_e} \chi d\chi = \frac{2\pi G}{3} \rho_0 \chi_e^2. \quad (43)$$

The Friedmann equations give

$$\frac{4\pi G}{3}\rho_0 = q_0 H_0^2, \quad (44)$$

so the gravitational potential at the emitter is

$$\phi_e = \frac{1}{2}q_0 H_0^2 \chi_e^2. \quad (45)$$

Using equation (40) we get to second order in  $H_0(t_0 - t_e)$

$$\phi_e = \frac{1}{2}q_0 H_0^2 (t_0 - t_e)^2. \quad (46)$$

Hence the gravitational blueshift is

$$z_G = -\frac{1}{2}q_0 H_0^2 (t_0 - t_e)^2, \quad (47)$$

From equations (35),(41) and (47) follows

$$z = z_D + z_G. \quad (48)$$

We have thereby shown that for small values of  $z$  the cosmic redshift can be separated in a Doppler effect and a gravitational frequency shift. This shows that it is not correct to invoke for example the Doppler effect as an explanation of the cosmic redshift. It is already contained in the redshift interpreted as an expansion effect.

M. J. Chodorowski<sup>16</sup> has recently claimed that the cosmological redshift is simply a relativistic Doppler shift by considering the Milne universe model. This interpretation is indeed possible in that particular model, since  $z_G = 0$  for the Milne universe model. However, as shown above, it is not a correct interpretation of the cosmological redshift for arbitrary universe models. Note also that Whiting's explanation of the redshift as some sort of curvature effect fails for the Milne universe which has flat spacetime.

## V. CONCLUSION

Einstein once said to Heisenberg 'It is the theory that tells what we observe'. Heisenberg told that this helped him in arriving at the uncertainty relationship when he struggled to find the physical significance of the quantum mechanics. It is no less true in cosmology. In order to be able to construct a picture of the world that can be expressed by our ordinary language, we must interpret the observational data within a theory which gives us the concepts to be used in forming this picture. Describing the expansion of the universe we have a Newtonian or special relativistic picture with an absolute space and general relativistic picture with a dynamical space. According to the first picture the galaxies move through space, but according to the general theory of relativity space expands, and the galaxies follow the expanding space. Which picture is most natural - the special

relativistic or the general relativistic? Let us consider Hubble's law, that the velocity of the galaxies away from us are proportional to their distance from us. It implies that at sufficiently great distances the velocities become superluminal. Think of the Milne universe - the Minkowski space described from an expanding reference frame. Since spacetime is flat, special relativity is sufficient to describe the kinematics in this spacetime. And special relativity says that the velocities of the galaxies have to be less than the velocity of light. It seems that there is an inconsistency here. The solution is that Hubble's law refers to the general relativistic space defined by simultaneity on the clocks following the reference particles. It is a law valid in the public space of the universe model, not the private space of a certain observer.

When interpreting the motion of test particles in cosmological models, as considered in section II, it is important to bear in mind the role of initial conditions. We do not know why the universe started expanding, all we know is that it does so now and that according to general relativity this means that it must have been expanding in the past. The equations themselves, however, allow for both expansion and contraction, and in e.g., an Einstein-de Sitter universe the mass distribution will serve to slow the expansion down. That a test particle which is set up to move initially towards the observer at the origin (measured in comoving coordinates) will follow a path as found in section II is therefore no surprise. As pointed out by Peacock<sup>1,2</sup> this shows that the concept of an expanding space needs to be interpreted with some caution, but in our mind it does not invalidate the concept, only certain naive ways of thinking about it.

Observational data should be interpreted in as unified a way as possible. Interpreting the cosmic redshift as a Doppler effect, the emitters are thought of as moving through space. However, the Doppler effect interpretation of the cosmic redshift is valid only in flat spacetime, i.e., in the empty Milne universe model. Generally, it does not give the full frequency shift. In universe models with matter and energy spacetime is curved, and there is a cosmic gravitational field. The effect of this field upon the observed frequency of light from distant sources is not included in the Doppler effect. However, as we have shown above, both the Doppler effect and the gravitational frequency shift *are* included in the interpretation of the redshift as due to the expansion of space during the time the light from a galaxy travels towards us.

## Acknowledgments

We thank John Peacock for very useful comments on the manuscript. Our work is supported by the Research Council of Norway, project number 159637 and 162830.

- 
- \* Electronic address: oyvind.gron@iu.hio.no  
† Electronic address: oelgaroy@astro.uio.no
- <sup>1</sup> J. A. Peacock, “An introduction to the physics of cosmology”, in *Modern Cosmology, proceedings of the Como School 2000* (eds. S. Bonometto, V. Gorini, U. Moschella) (IoP Publishing, Bristol, 2002), 9.
  - <sup>2</sup> J. A. Peacock, note on his web page at <http://www.roe.ac.uk/~jap/book/additions.html>
  - <sup>3</sup> A. B. Whiting, “The Expansion of Space: Free Particle Motion and the Cosmological Redshift”, *The Observatory* **124**, 174-189 (2004).
  - <sup>4</sup> T. M. Davis, C. H. Lineweaver, and J. K. Webb, “Solutions to the tethered galaxy problem in an expanding universe and the observation of receding blueshifted objects”, *Am. J. Phys.* **71**, 358-364 (2003).
  - <sup>5</sup> T. M. Davis and C. H. Lineweaver, “Expanding confusion: common misconceptions of cosmological horizons and the superluminal expansion of the universe”, *Publications of the Astronomical Society of Australia* **21**, 97-109 (2004).
  - <sup>6</sup> C. H. Lineweaver and T. M. Davis, “Misconceptions about the Big Bang”, *Scientific American* **292**, 24-33 (2005).
  - <sup>7</sup> F. J. Tipler, “Newtonian cosmology revisited”, *MNRAS* **282**, 206-210 (1996).
  - <sup>8</sup> F. J. Tipler, “Rigorous Newtonian cosmology”, *Am. J. Phys.* **64**, 1311-1315 (1996).
  - <sup>9</sup> R. Gautreau, “Imbedding a Schwarzschild mass into cosmology”, *Phys. Rev. D* **29**, 198-206 (1984).
  - <sup>10</sup> Ø. Grøn and P. D. Rippis, “Singular shell embedded into a cosmological model”, *Gen. Rel. Grav.* **35**, 2189-2215 (2003).
  - <sup>11</sup> R. H. Price, “In an expanding universe, what doesn’t expand?”, gr-qc/0508052
  - <sup>12</sup> H. P. Robertson and T. W. Noonan, *Relativity and Cosmology*, (W. B. Saunders Company, 1968), section 16.1.
  - <sup>13</sup> H. Bondi, “Spherically symmetrical models in general relativity”, *MNRAS* **107**, 410-425 (1947).
  - <sup>14</sup> J. A. Peacock, *Cosmological Physics*, (Cambridge University Press, 1999), exercise 3.4.
  - <sup>15</sup> Y. B. Zeldovich and I. D. Noviko, *Relativistic astrophysics*, (University of Chicago Press, 1983).
  - <sup>16</sup> M. J. Chodorowski, “Is space really expanding? A counterexample”, astro-ph/0601171