

A study of multiscale density fluctuation measurements

N.P. Basse ^{*} ¹

*Plasma Science and Fusion Center, Massachusetts Institute of Technology,
Cambridge, MA 02139, USA*

Abstract

Intriguing parallels between density fluctuation power versus wavenumber on small (mm) and large (Mpc) scales are presented. The comparative study is carried out between fusion plasma measurements and cosmological data. Based on predictions from classical fluid turbulence theory, we argue that our observations are consistent with 2D turbulence. The similar dependencies of density fluctuations on these disparate scales might indicate that primordial turbulence has been expanded to cosmological proportions.

Key words: Density fluctuations, Wavenumber spectra, Fusion plasmas, Cosmology, Turbulence

PACS: 52.25.Fi, 52.35.Ra, 98.80.Bp, 98.80.Es

1 Introduction

It is a very human trait to compare new observations to previous experience. Our chance encounter with measurements of the spectral power of density fluctuations on Mpc scales lead us to the conclusion that corresponding mm scale measurements in fusion plasmas have surprisingly similar features [1]. We are of the opinion that this correspondence could have a significant impact on current ideas regarding the formation of the universe.

¹ Current address: ABB Corporate Research, Segelhofstrasse 1, CH-5405 Baden-Dättwil, Switzerland.

^{*} Corresponding author. Tel.: +41 58 586 81 13; fax: +41 58 588 00 03.

Email address: basse@psfc.mit.edu (N.P. Basse).

URL: <http://www.psfc.mit.edu/people/basse/> (N.P. Basse).

Let us briefly present our reasoning: Fusion plasmas are turbulent, whereas density fluctuations on cosmological scales are not. However, the cosmological fluctuations might be what has been dubbed "fossilized turbulence" [2,3], i.e. static images of primordial turbulence. This original hot big bang turbulence is in our picture represented by fusion plasma turbulence. So the emerging understanding is as follows: (i) turbulence was generated before the inflationary expansion of the universe, (ii) as the universe cooled and expanded, the primordial turbulence fossilized and is visible on cosmological scales today. The theoretical basis of this hypothesis is outlined in Refs. [4,5].

We show in this Letter that both sets of measurements fit the shape expected from 2D fluid turbulence theory. According to our interpretation, this implies that early turbulence was 2D.

The fusion plasma measurements presented in this Letter are of fluctuations in the electron density. Phase-contrast imaging (PCI) [6] is being used in the Alcator C-Mod tokamak [7] and small-angle collective scattering (SACS) [8] was used in the Wendelstein 7-AS (W7-AS) stellarator [9].

We specifically study density fluctuation power P versus wavenumber k (also known as the wavenumber spectrum) in C-Mod and W7-AS. These wavenumber spectra characterize the nonlinear interaction between turbulent modes having different length scales. Our explicit assumption is that turbulence in stellarators and tokamaks is comparable.

The second part of our measurements, a cosmological wavenumber spectrum constructed from a variety of sources, has been published in Ref. [10] and was subsequently made available to us [11]. The measurements were used to constrain cosmological variables, e.g. the matter density Ω_m and neutrino masses - for further details see Refs. [10,12].

The Letter is organized as follows: In Sec. 2 we analyze fusion plasma and cosmological wavenumber spectra. Thereafter we treat the dimensionality of the measurements in Sec. 3. We discuss the hot big bang turbulence theory in Sec. 4 and conclude in Sec. 5.

2 Wavenumber spectra

We begin by studying the fusion plasma wavenumber spectrum shown in Fig. 1. The plot shows PCI measurements along with a fit to

$$P(k) \propto k^{-m}, \tag{1}$$

where m is a constant. The measurements were made in a low confinement mode C-Mod plasma, see Fig. 11 in Ref. [13].

All fits shown in this Letter have a normalized $\chi^2 \leq 1$, ensuring a satisfactory quality. The error bars are standard deviations and the semi-transparent rectangles indicate which points are included to make the fits.

Our fit to the indicated PCI data yields $m = 1.0 \pm 0.03$. In Fig. 2 we show SACS measurements at somewhat larger wavenumbers compared to the PCI data. The left-hand plot shows a fit to Eq. (1), in this case $m = 2.8 \pm 0.4$.

It is at this point relevant to note that the medium wavenumber fusion plasma exponent is not always three (or 2.8), it typically varies between three and four depending on specific plasma conditions [14,15,16]. Presumably this is due to different instabilities driving turbulence for varying operating conditions, leading to forcing centered at changing scales.

The right-hand plot shows a fit to

$$P(k) \propto \frac{1}{k^\alpha} \times e^{-nk}, \quad (2)$$

where $\alpha = 1.1 \pm 0.1$ and $n = 0.13 \pm 0.007 \text{ cm}$ are constants. The W7-AS data have been taken from Fig. 12 in Ref. [17]. Eq. (2) is based on the assumed functional form of the energy spectrum $E(k)$ in the dissipation range of fluid turbulence [18,19]. Calculating the ion Larmor radius at the electron temperature ρ_s for this case we find that it is 0.1 cm, i.e. $n = 1.3\rho_s$.

The cosmological wavenumber spectrum is shown in Fig. 3. In the left-hand plot the measurements are fitted to

$$P(k) \propto \frac{k^{-p}}{1 + (k/k_0)^q}, \quad (3)$$

where $p = 0.4 \pm 0.001$ and $q = 1.9 \pm 0.01$ are constants. Basically this equation describes two power-laws, where $P \propto k^{-p} = k^{-0.4}$ for small wavenumbers and $P \propto k^{-p-q} = k^{-2.3}$ for large wavenumbers. The transitional wavenumber k_0 is in our case 0.09 h Mpc^{-1} . Here, $h = H_0/(100 \text{ km/s/Mpc}) \simeq 0.7$, where H_0 is the Hubble parameter observed today. The functional form in Eq. (3) is taken from Ref. [20]. If the measurements up to the largest wavenumber are included in the fit, p and q remain almost identical, but χ^2 increases to 2.8, well beyond an acceptable fit.

In the right-hand plot we fit to Eq. (2) and find that $n = 0.26 \pm 0.00001 \text{ h}^{-1} \text{ Mpc}$ and $\alpha = 2.0 \pm 0.00001$.

The wavenumbers not being used for the two fits to the cosmological data define a transitional region: $[0.06, 0.1] \text{ h Mpc}^{-1}$. This interval is consistent with the k_0 found using Eq. (3), 0.09 h Mpc^{-1} .

3 Dimensionality of the measured fluctuations

We begin Sec. 3 by summarizing our findings on the dependencies of power on wavenumber in Sec. 2:

$$\begin{aligned}
& \textbf{Small wavenumbers :} \\
& P(k) \propto k^{-1.0}(\text{fusion}) \text{ or } P(k) \propto k^{-0.4}(\text{cosmology}). \\
& \textbf{Medium wavenumbers :} \\
& P(k) \propto k^{-2.8}(\text{fusion}) \text{ or } P(k) \propto k^{-2.3}(\text{cosmology}). \\
& \textbf{Large wavenumbers :} \\
& P(k) \propto \frac{1}{k^\alpha} \times e^{-nk}, \alpha = 1.1(\text{fusion}) \text{ or } \alpha = 2.0(\text{cosmology}). \tag{4}
\end{aligned}$$

Our measured density fluctuation power is equivalent to the d -dimensional energy spectrum $F_d(k)$ [21,22,23]

$$\begin{aligned}
P(k) &= F_d(k) = \frac{E(k)}{A_d} \\
A_1 &= 2 \qquad A_2 = 2\pi k \qquad A_3 = 4\pi k^2, \tag{5}
\end{aligned}$$

where A_d is the surface area of a sphere having radius k and dimension d .

We can convert our results in Eq. (4) either under the 2D turbulence assumption:

$$\begin{aligned}
& \textbf{Small wavenumbers :} \\
& E(k) \propto k^{0.0}(\text{fusion}) \text{ or } E(k) \propto k^{0.6}(\text{cosmology}). \\
& \textbf{Medium wavenumbers :} \\
& E(k) \propto k^{-1.8}(\text{fusion}) \text{ or } E(k) \propto k^{-1.3}(\text{cosmology}). \\
& \textbf{Large wavenumbers :} \\
& E(k) \propto \frac{1}{k^{\alpha-1}} \times e^{-nk}, \alpha = 1.1(\text{fusion}) \text{ or } \alpha = 2.0(\text{cosmology}). \tag{6}
\end{aligned}$$

or under the 3D turbulence assumption:

Small wavenumbers :

$$E(k) \propto k^{1.0}(\text{fusion}) \text{ or } E(k) \propto k^{1.6}(\text{cosmology}).$$

Medium wavenumbers :

$$E(k) \propto k^{-0.8}(\text{fusion}) \text{ or } E(k) \propto k^{-0.3}(\text{cosmology}).$$

Large wavenumbers :

$$E(k) \propto \frac{1}{k^{\alpha-2}} \times e^{-nk}, \alpha = 1.1(\text{fusion}) \text{ or } \alpha = 2.0(\text{cosmology}). \quad (7)$$

The established picture of 2D fluid turbulence is: (i) turbulence is forced on an intermediate scale $k_{f(2D)}$, (ii) energy is transferred to larger scales by the inverse energy cascade, $E(k) \propto k^{-5/3}$ [24], and to smaller scales by the forward enstrophy cascade, $E(k) \propto k^{-3}$ [25], and (iii) energy is dissipated at the smallest scales [19].

In measurements of 2D fluid turbulence, it has been demonstrated that the inverse energy and forward enstrophy cascades merge into a single power-law when the system transitions to being fully turbulent [26].

For 3D turbulence the following process occurs: (i) turbulence is forced on a large scale $k_{f(3D)}$, (ii) energy is transferred to smaller scales by the forward energy cascade, $E(k) \propto k^{-5/3}$, and (iii) energy is dissipated at the smallest scales.

To determine whether 2D or 3D turbulence is observed, we consider the power-laws for medium wavenumbers: The exponents should roughly be in the range $[-3, -5/3]$ for 2D turbulence and about $-5/3$ for 3D turbulence. Eqs. (6) and (7) indicate that the observed 2D slopes are close to the expected power-laws and that the 3D slopes are too shallow.

Turbulence in fusion plasmas is approximately 2D, since transport along magnetic field lines is nearly instantaneous. For this reason, fluctuations are measured parallel to the major radius of the machine, i.e. perpendicular to the confining magnetic field.

The reason we chose to analyze fusion plasma data was simply a matter of having available measurements and expertise in that field. Any turbulent 2D plasma should display similar characteristics.

4 Hot big bang turbulence

In Ref. [1] we suggested that the observed plasma turbulence might originate during an early phase in the formation of the universe. Recent theoretical

work on the role of hot big bang turbulence in the primordial universe [5] lends support to this assumption:

In this theory, turbulence observed today was created before cosmological inflation by inertial-vortex forces leading to an inverse big-bang turbulence cascade with a $-5/3$ power-law exponent. Turbulence in the plasma epoch has low Reynold's numbers $\sim 10^2$ according to this picture and the preceding quark-gluon plasma has a large gluon viscosity that acts to damp the big bang turbulence. The claim is that hot big bang temperature turbulence is fossilized before the universe cools to the Grand Unified Theory strong force freeze-out temperature 10^{28} K. Later, during nucleosynthesis, fossil temperature turbulence was converted to fossil turbulence patterns in e.g. density turbulence [4].

Analysis of power spectra of cosmic microwave background radiation temperature anisotropies shows that they most likely have a turbulent origin, supporting the idea of turbulence generated in the big bang or the plasma epoch [27].

5 Conclusions

The fact that density fluctuations on small (fusion plasma) and large (cosmological) scales can be described by similar functional dependencies, approximately consistent with 2D fluid turbulence, might indicate that (plasma) turbulence at early times has been fossilized and expanded to cosmological proportions.

Our conjecture concerning the primordial turbulence reflected in our wavenumber spectra can be described as follows: Forcing occurs at an intermediate scale $k_{f(2D)}$. The inverse energy cascade leads to spectral condensation at large scales and the forward enstrophy cascade leads to energy transfer towards smaller scales. At very small scales, energy is dissipated. The energy and enstrophy power-laws collapse into one due to strong turbulence.

The theoretical framework on hot big bang turbulence presented in Ref. [5] and references therein is consistent with our interpretation of the measured wavenumber spectra.

Acknowledgements

This work was supported at MIT by the Department of Energy, Cooperative Grant No. DE-FC02-99ER54512. We thank M. Tegmark for providing the cosmological measurements analyzed in this Letter.

References

- [1] N.P. Basse, Phys. Lett. A 340 (2005) 456.
- [2] G. Gamow, Proc. Natl. Acad. Sci. 40 (1954) 480.
- [3] C.H. Gibson, J. Marine Systems 21 (1999) 147.
- [4] C.H. Gibson, Flow, Turb. Combust. 72 (2004) 161.
- [5] C.H. Gibson, Combust. Sci. Tech. 177 (2005) 1049.
- [6] A. Mazurenko, et al., Phys. Rev. Lett. 89 (2002) 225004.
- [7] I.H. Hutchinson, et al., Phys. Plasmas 1 (1994) 1511.
- [8] M. Saffman, et al., Rev. Sci. Instrum. 72 (2001) 2579.
- [9] H. Renner, et al., Plasma Phys. Control. Fusion 31 (1989) 1579.
- [10] M. Tegmark, et al., Astrophys. J. 606 (2004) 702.
- [11] M. Tegmark, private communication (2005).
- [12] M. Tegmark, et al., Phys. Rev. D 69 (2004) 103501.
- [13] N.P. Basse, et al., Phys. Plasmas 12 (2005) 052512.
- [14] C. Honoré, et al., in: Proceedings of the 25th EPS Conference on Controlled Fusion and Plasma Physics, Prague, 1998, in: European Physical Society, vol. 22C, Petit-Lancy, Switzerland, 1998, p. 647.
- [15] S. Zoletnik, et al., Plasma Phys. Control. Fusion 44 (2002) 1581.
- [16] P. Hennequin, et al., Plasma Phys. Control. Fusion 46 (2004) B121.
- [17] N.P. Basse, et al., Phys. Plasmas 9 (2002) 3035.
- [18] J. von Neumann, in: A.H. Taub (Ed.), Collected Works VI: Theory of Games, Astrophysics, Hydrodynamics and Meteorology, Pergamon Press, Oxford, 1963.
- [19] S. Chen, et al., Phys. Rev. Lett. 70 (1993) 3051.
- [20] T. Padmanabhan, S. Ray, astro-ph/0511596.
- [21] H. Tennekes, J.L. Lumley, A First Course in Turbulence, MIT Press, Cambridge, 1972.
- [22] U. Frisch, Turbulence, Cambridge Univ. Press, Cambridge, UK, 1995.
- [23] G. Antar, Ph.D. Thesis, École Polytechnique, 1996.
- [24] S. Chen, et al., Phys. Rev. Lett. 96 (2006) 084502.
- [25] S. Chen, et al., Phys. Rev. Lett. 91 (2003) 214501.
- [26] M.G. Shats, et al., Phys. Rev. E 71 (2005) 046409.
- [27] A. Bershadskii, K.R. Sreenivasan, Phys. Lett. A 319 (2003) 21.

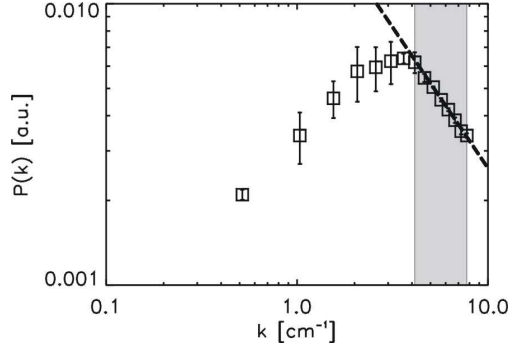


Fig. 1. Wavenumber spectrum of broadband turbulence in C-Mod. Squares are measured points. The dashed line is a fit to Eq. (1). The measurements are taken from Fig. 11 in Ref. [13].

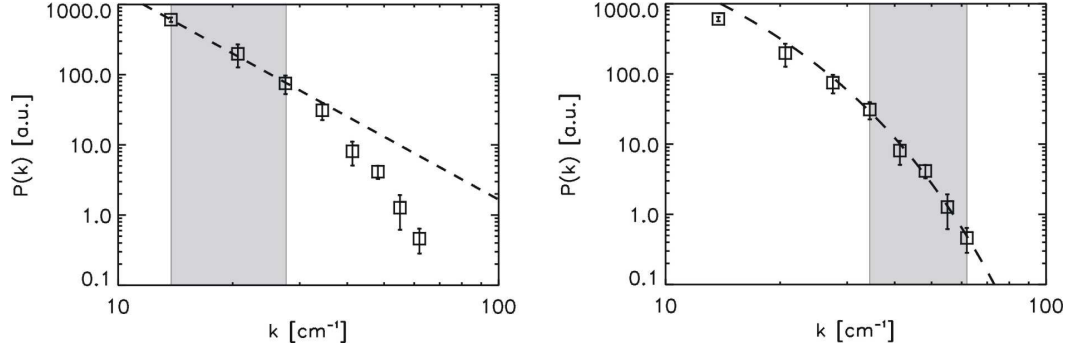


Fig. 2. Wavenumber spectrum of broadband turbulence in W7-AS. Squares are measured points. The dashed lines are fits to Eqs. (1) (left) and (2) (right). The measurements are taken from Fig. 12 in Ref. [17].

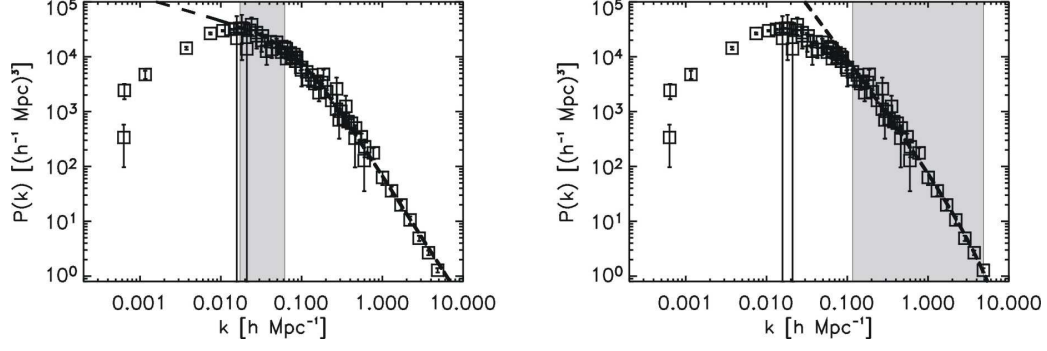


Fig. 3. Wavenumber spectrum of the combined cosmological measurements. Squares are measured points. The dashed lines are fits to Eqs. (3) (left) and (2) (right). The measurements are taken from Fig. 38 in Ref. [10].