

A weak cosmological constant due to residual gravity in a multiply connected universe

Boudewijn F. Roukema¹, Stanislaw Bajtlik², Marek Biesiada³, Agnieszka Szaniewska¹, and Helena Jurkiewicz¹

¹ Toruń Centre for Astronomy, N. Copernicus University, ul. Gagarina 11, PL-87-100 Toruń, Poland

² Copernicus Astronomy Centre, ul. Bartycka 18, PL-00-716 Warsaw, Poland

³ Astronomy & Cosmology Department, University of Silesia, Uniwersytecka 4, PL-40-007 Katowice, Poland

Le 10 octobre 2018

ABSTRACT

Context. Two of the biggest open questions in physical cosmology are the physical interpretation of the measured density of dark energy, and the still uncertain global shape of comoving space, especially including its topology. It was previously shown that multiple connectedness, via the twin paradox of special relativity, provides physical justification for an otherwise arbitrary assumption of the standard FLRW model: it implies a favoured space-time splitting (comoving coordinates).

Aims. Could cosmic topology also imply dark energy (e.g. a cosmological constant)?

Methods. We use a weak field (Newtonian) approximation of gravity and consider the gravitational effect from distant, multiple copies of a large, collapsed (virialised) object today (i.e. a massive galaxy cluster), taking into account the finite propagation speed of gravity, in a flat, multiply connected universe, and assume that due to a prior epoch of fast expansion (e.g. inflation), the gravitational effect of the distant copies is felt locally, from beyond the naïvely calculated horizon.

Results. We find that the residual newtonian gravitational force provides an effect that *repels* test particles from the cluster, proportionally to the distance from the cluster. This effect is algebraically similar to that of a cosmological constant and could be interpreted as an effect repelling a test object at comoving distance χ from the nearest dense nodes of the cosmic web of density perturbations. The amplitude of the effect, expressed in terms of the pressure-to-density ratio w of the equation of state in an FLRW universe, is $w \sim -(\chi/L)^3$, where L is the size of the fundamental domain, i.e. of the Universe. Clearly, $|w| \ll 1$.

Conclusions. Provided that at least a modest amount of inflation occurred in the early Universe, and given some other conditions, multiple connectedness *does* generate an effect similar to that of dark energy, but the amplitude of the effect at the present epoch is too small to explain the observed dark energy density.

Key words. gravitation – cosmology: theory – cosmological parameters

1. Introduction

Two of the biggest open questions in physical cosmology are (1) the interpretation of the cosmological constant (or form of dark energy), and (2) the global shape of the Universe, including both curvature and topology. The former is empirically known to exist from many different, more or less independent, observational approaches (e.g. Lahav & Liddle 2004), and observations have also suggested an answer to the latter, but the evidence is far from being conclusive, and, in principle, a final answer may be totally beyond the reach of any observations.

The analysis of empirical data that suggests the shape of the Universe consists of recent analyses of the cosmic microwave background observations by the WMAP satellite. These analyses found the temperature fluctuation map to be better modelled by a multiply-connected

model of the Universe, for a Poincaré dodecahedral space (PDS) as the 3-manifold of comoving space, rather than by an “infinite” flat space (e.g. Luminet et al. 2003; Roukema et al. 2004; Aurich et al. 2005a, 2005b; Gundermann 2005).

These analyses may or may not be supported by future observations. One of the most independent tests of the PDS hypotheses will be high precision estimates of the total density parameter Ω_{tot} . The hypotheses of these authors geometrically require Ω_{tot} to be strictly greater than unity and Ω_{tot} should lie in the predicted range $1.01 \lesssim \Omega_{\text{tot}} \lesssim 1.02$ (different authors using different methods make slightly different predictions). Future observations which yield, for example, $\Omega_{\text{tot}} = 1.001 \pm 0.001$, would rule out these hypotheses to a significance level of 9σ .

Independently of the present hypotheses, the question of the *physical* consequences of cosmic topology will remain.

We know that *locally*, geometry and density are directly related, via general relativity. But we have very few hints as to how *global* geometry should relate to other physical properties. General relativity is a local theory, not a global one.

One known effect is that cosmic topology defines the comoving reference frame.

It was shown by Uzan et al. (2002) and Barrow & Levin (2001) that resolving the twin paradox of special relativity in a multiply-connected universe is different than in simply connected Minkowski space. Moreover, multiple connectedness implies a favoured space-time splitting. The authors show that this must correspond to the comoving reference frame.

This provides a global geometrical motivation for Weyl's postulate, i.e. the postulate that “the world lines of the galaxies form a three-bundle of non-intersecting geodesics orthonormal to a series of space-like hypersurfaces”, which otherwise is only an *ad hoc* assumption. The fact that this assumption leads to a model consistent with observations (the cosmic concordance model, with matter density $\Omega_m \approx 0.3$, cosmological constant/dark energy $\Omega_\Lambda \approx 0.7$, Hubble constant $H_0 \approx 70$ km/s/Mpc, baryon density $\Omega_b \approx 0.05$) suggests that this assumption is probably correct, but it nevertheless remains an hypothesis. If the Universe is really multiply connected, then global geometry would provide a physical (geometrical) justification for this assumption.

Could it be possible that cosmic topology could also provide a simple explanation for the cosmological constant?

If there is such a mechanism, then this would most naturally be able to explain the fact why the cosmological constant occurs at the present epoch if this mechanism were linked to a property of the present cosmological epoch.

One property of the present epoch is that density perturbations have collapsed due to gravity and formed virialised structures, of which the most dense at the present epoch are galaxy clusters, the largest which typically are of mass $M \sim 10^{15} M_\odot$, which are formed from most of the material within a region of linear comoving size $\sim 10 - 20$ Mpc.

What property of virialised structures is different between the simply connected case and the multiply connected case?

The difference is that *in the covering space (apparent space)*, the spatial distribution of distant objects is homogeneous and uncorrelated with the local distribution if space is simply connected, while if space is multiply connected, then the spatial distribution of distant objects in the covering space is *not* random.

Given the non-random distribution of multiple topological images of objects such as clusters in the covering space, and the possibility that there was causal contact between them at some time in the past (e.g. due to some moderate amount of inflation), is it possible that the residual gravitational effect due to distant, multiple topological

images of a single object yields a gravitational effect different from that normally expected from the assumption of large-scale unperturbed, homogeneity?

In Sect. 2, the assumptions made in considering this gravitational effect, in the covering space, between multiple copies of a “small”, massive object, perturbed from its initial position, are listed.

In Sect. 3, the effect is calculated.

In Sect. 4, the results of this calculation are discussed, and in Sect. 5 we conclude.

For a short, concise review of the terminology, geometry and relativistic context of cosmic topology, see Roukema (2000) (this is now slightly outdated, but is sufficient for beginners). For in-depth review papers see, e.g. Lachièze-Rey & Luminet (1995); Luminet (1998); Starkman (1998); Luminet & Roukema (1999); workshop proceedings are in Starkman (1998) and following articles, and Blançœil & Roukema (2000). For comparison and classification of different *observational* strategies, see e.g. Uzan et al. (1999); Luminet & Roukema (1999); Roukema (2002); Rebouças & Gomero (2004). What might be considered as one of the most striking *theoretical* results, in the sense of providing a direct link between the FLRW model and multiple-connectedness, is the implication of a favoured reference frame, which must coincide with the comoving reference frame: see Barrow & Levin (2001) and Uzan et al. (2002).

2. Assumptions and calculational choices

Initially, in Sect. 2.1, we consider the *self*-gravity of a cluster to itself, provided that the cluster has been perturbed from its initial, comoving position. In Sect. 2.2, the more realistic case of essentially stationary (in comoving coordinates) clusters distributed in the nodes of the cosmic web and the effect that their multiple images have on small “test objects” nearby, is considered.

2.1. Self-gravity of a large cluster

The following assumptions and choices are made:

- (1) newtonian approximation of gravity
- (2) a flat covering space, R^3
- (3) calculations are made in the covering space
- (4) a region at least a few times the size of the injectivity diameter [assumed to be on a size scale approximately similar to that of the diameter of the surface of last scattering (SLS)] has been in causal contact (e.g. due to inflation)
- (5) the gravitational potential induced from density perturbations at large, supra-SLS distance scales mostly cancels out due to homogeneity, but since multiple topological images are non-randomly distributed, their total contributions to the potential may not fully cancel and must be calculated explicitly

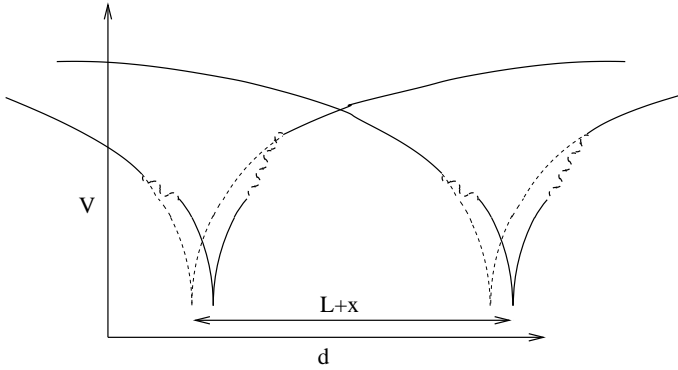


Fig. 1. Schematic diagram showing the potential to a single, massive object in a multiply connected universe of comoving size L , which is perturbed to the right (of the figure) by a small physical distance x . The information about the changes in the potential generated by this object travels outward from the object at a finite speed, c_{GW} . If L is large (about a Hubble length in size), then at or close to the position of the object, the potential due to the (distant) topological image remains that of the unperturbed topological image, until a Hubble time has passed. Anthropomorphically, we could say that during about a Hubble time following the perturbing event, the object “does not believe” that its topological image has been perturbed. Solid thick curves show the perturbed potentials, dashed thick curves show the original potentials, wavy thick curves symbolically show the information about the changed position of the object being transmitted by gravitational waves.

- (6) up to a few tens of Mpc around a big cluster, the only non-uniform, long-distance contributions to the local potential are from its multiple topological images
- (7) *time lapse assumption*: the potential from these distant images corresponds to the state of these images as they were at cosmological time t_1 , about a Hubble time in the past ($t_1 < t_{\text{recombination}} \ll t_0$); at that cosmological time (possibly pre-inflation, see (4) above), these images consisted of not-yet-collapsed density perturbations, which had not yet had time to be significantly displaced towards other dense regions — both this assumption and the following (8) make the physically standard assumption that the speed of transmission of gravitational waves c_{GW} is equal to that of the special and general relativistic space-time constants and the electromagnetic transmission speed: $c_{\text{GW}} = c_{\text{ST}} = c_{\text{GR}} = c_{\text{EM}}$; see Ellis & Uzan (2005).
- (8) *time lapse corollary*: if the cluster is spatially offset (perturbed) from its original position, then the long-range contributions to the gravitational potential are only felt locally after at least a Hubble time: on a time scale much less than a Hubble time, *local* calculations can validly assume that only the cluster moves, not its topological images, since they have not yet received the information that the topological images have moved (see Fig. 1).

(1), (2): Assumptions (1), (2) are identical to those made for most cosmological N -body simulations of galaxy formation in the FLRW model, e.g. Roukema et al. (1997),

Bagla (2005) and references therein. In other words, the “volume effect” and the “backreaction effect” are considered negligible - see Buchert & Carfora (2003) for the basic equations. (The volume and backreaction effects correct for the fact that the Universe does not have an exactly homogeneous FLRW metric, it is only *approximately* FLRW.)

(3): Particle-Mesh (PM) cosmological N -body codes of galaxy formation (and also those which combine PM on a large scale with alternatives on smaller scales) almost always assume a spatial 3-manifold which is the three-torus, T^3 , so calculations are made in the fundamental domain — there is no need to use the covering space, so point (3) is not needed for these type of N -body codes.

Most direct N -body codes and tree codes (TC) also assume a 3-torus model, but make calculations in the covering space rather than in the fundamental domain. This is the choice (3) made here: calculations in the covering space are (usually) geometrically simpler in the covering space than in the fundamental domain.

(4): If there is no causal contact beyond the SLS, then no effect from the topologically lensed images can occur. Here, the case that the causal radius is much greater than the radius of the SLS, e.g. due to an earlier, moderate amount of inflation, is considered. Linde (2004) has recently argued that for zero or negative curvature, multiply-connected universes are *more* likely than simply-connected universes, and that these multiply-connected universes are expected to have undergone a moderate amount of inflation.

(5), (6): While the assumption that most large-distance effects on the potential should approximately cancel each other is likely to be a good approximation, the possible *non*-cancelling of the potential due to large-distance multiple images of a single cluster is likely to be of a similar order of magnitude to the effects which we are assuming to cancel under assumptions (5) and (6).

Nevertheless, we are interested in investigating whether *any* long-distance gravitational effect, in addition to contributions from local inhomogeneities, occurs due to topological imaging.

If the result were a large effect, then we would have to verify that it is fully self-consistent with the effects from “randomly” distributed objects.

To some degree, we could expect that the effect has already been partially modelled in PM and TC cosmological N -body simulations, without making the assumptions (5) and (6). However, these simulations generally make “realistic” assumptions for long-distance gravitational effects, which mean some combination of assuming long-distance homogeneity and assuming an infinite speed c_{GW} of the transmission of gravity, i.e. ignoring assumptions (7) and (8).

(7): The time lapse between transmission of information from a gravitational source (density perturbation) and its arrival at a “target” point in comoving space is normally ignored in N -body simulations of galaxy formation: gravity is assumed to be transmitted instantaneously.

This is usually a reasonable approximation, since the gravitational effect from distance sources can generally be approximated (e.g. as in the top-down tree code simulations) by considering the mass in a large, distant cube of space, which subtends a small angle at the “target” point, as a single, very massive point object.

However, for topological gravity effects, we *do* take into account this time lapse.

(8): The initial density perturbations from which a cluster formed are “not aware” of the fact that the cluster later on collapses gravitationally and moves towards a neighbouring potential well.

Assumption (8) gives us the first of the two effects which we will calculate.

First consider a static cluster, which does not move. This is separated from one of its “adjacent” topological images by a “generator” g . In general, this is an isomorphism in the covering space. In the simplest 3-torus case, it is a translation, and can be thought of as a vector in Euclidean 3-space (the covering space). It is also separated from one of its adjacent topological images in the opposite direction, i.e. by the generator $-g$.

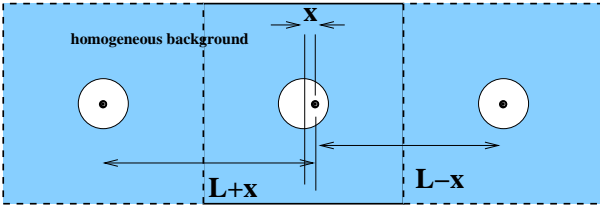


Fig. 2. Flat, toroidal Universe model of comoving side length L , filled with what is assumed to be a homogeneous density field except for one massive, collapsed object (e.g. cluster of galaxies) shown as a black spot surrounded by an empty sphere from which the matter forming it was originally distributed. This object is slightly perturbed, by physical distance x , from its original position towards one of its adjacent virtual copies in the comoving (“apparent”) space. Since the potential in the “central” copy of the fundamental domain is determined by the two adjacent copies of the fundamental domain, the object “perceives” the adjacent topological images in their original positions.

Now consider a cluster which has *moved* a small distance from its “initial” location in comoving space a short time ago. The contributions to the gravitational potential, near to this cluster, from the other topological images — which are distant — remain the same as they were *before* the perturbation occurred. This is shown in Fig. 1.

If we consider the potentials close to the object to be the potentials relevant for making local calculations about acceleration (or worldlines), then similarly to the way luminosity distance d_L is defined in terms of the observational flux f and intrinsic luminosity L , $f = L/(4\pi d_L^2)$, we can define the *effective comoving distance* d_{eff} (for a closer analogy with luminosity distance, we could also call this the “gravity distance”) in terms of the intrinsic mass m and the component of locally felt acceleration \ddot{x} due to

the distant object (the “observed” gravitational acceleration), i.e. d_{eff} is the distance satisfying

$$\ddot{x} = -\frac{Gm}{d_{\text{eff}}^2}. \quad (1)$$

In other words, d_{eff} is the *comoving distance to a distant object implied by the local shape of its potential, taking into account the standard value of $c_{\text{GW}} \approx 3 \times 10^8 \text{ m/s}$ rather than the naïve approximation $c_{\text{GW}} = \infty$.*

Using this concept of distance, a cluster which has *moved* from its “initial” location in comoving space is nearer to one (or two or three, depending on the direction of motion) of its topological images, since in standard physics, c_{GW} is finite.

Hereafter, we use the *effective comoving distance* unless otherwise stated.

Let us consider the component of its motion towards one of its three adjacent images, so that the cluster is displaced by distance x (in “physical” coordinate units) from its “initial” location in the direction of generator g of comoving length L , as shown in Fig. 2. Since we assume Newtonian gravity at the present epoch, L is also the relevant distance in proper units.

Given points (1) to (8), we now have a cluster which feels unequal gravitational pulls from a pair of its closest topological images: it is slightly less than L from one image, and slightly more than L from the opposite image. The net result should be a gravitational pull towards the former.

This self-gravity effect should be absent in any N -body simulation which assumes gravity is transmitted instantaneously, since the effects of the two adjacent topological images will always perfectly cancel if $c_{\text{GW}} = \infty$ is assumed.

2.2. Effect relative to the cosmic web

We know from linear perturbation theory of the collapse of linear overdensities in an FLRW universe, such as the Zel’dovich approximation and N -body simulations, that matter generally “falls” from low density regions (voids) into filaments and streams along filaments towards knots where the filaments join together into what correspond today to massive galaxy clusters.

In general, the less massive objects move faster than the higher mass objects, due to conservation of momentum (Newtonian): relatively low mass objects fall (in comoving coordinates) towards the massive galaxy clusters at the “knots” of the cosmic web, while the most massive clusters have relatively little peculiar velocities with respect to the comoving frame.

In this case, we can consider a massive cluster which is approximately stationary and x to be the distance remaining between a test particle (of negligible mass) and the cluster. The test particle is so far mostly comoving with the comoving reference frame, i.e. its peculiar velocity (velocity relative to the comoving frame), at which it falls towards the cluster is “small”.

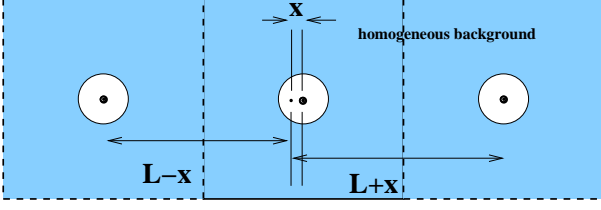


Fig. 3. As in Fig. 2, except that the big black spot representing a massive, collapsed object is no longer perturbed, and instead, a small test object located physical distance x from the cluster is shown.

The same assumptions and choices, (1) to (7), are made as in Sect. 2.1. Since the cluster is considered stationary, (8) is no longer relevant.

The geometry in this case is that shown in Fig. 3.

3. Calculation and results

3.1. Self-gravity of a large cluster

Figure 2 shows the geometry of the situation based on the assumptions and general calculation choices of Sect. 2, for a 3-torus, T^3 model, where, for simplicity, we assume that the cluster is moving directly towards one of its adjacent images, rather than at an arbitrary direction. A more accurate calculation would only modify the present calculation by less than an order of magnitude.

The newtonian attractive force towards the slightly closer of the two topological images of the adjacent cluster, i.e. towards the right in Fig. 2, is then:

$$F \approx Gm^2 \left[\frac{1}{(L-x)^2} - \frac{1}{(L+x)^2} \right] \quad (2)$$

where m is the mass of the cluster, G is the Newtonian gravitational constant, L is the comoving size of the fundamental domain in the chosen direction, and $x \ll L$ is the displacement in the direction of the closest topological image, in physical coordinate units. By the time lapse assumption (7), the comoving distance L is

$$\text{Let us define} \quad \epsilon \equiv \frac{x}{L}. \quad (3)$$

Then

$$\begin{aligned} F &\approx G \frac{m^2}{L^2} \left[\frac{1}{(1-\epsilon)^2} - \frac{1}{(1+\epsilon)^2} \right] \\ &\approx G \frac{m^2}{L^2} [(1+2\epsilon+3\epsilon^2+\dots) - (1-2\epsilon+3\epsilon^2+\dots)] \\ &= G \frac{m^2}{L^2} [4\epsilon+\dots] \\ &\approx 4G \frac{m^2 \epsilon}{L^2}. \end{aligned} \quad (4)$$

If we rewrite this as an acceleration and substitute back the definition of ϵ , then we have

$$\ddot{x} = \frac{4Gm}{L^3} x. \quad (5)$$

The solution to this equation is the exponential:

$$x = e^{\sqrt{\frac{4Gm}{L^3}} t}. \quad (6)$$

This is qualitatively what is expected from a cosmological constant: an exponentially growing length scale.

Could this have any relation to exponential growth in the scale factor $a(t)$, i.e. could it provide a cosmological constant?

Before discussing this question in the next section, we first note that, given the causal contact assumption (4), we could expect that not only the closest topological image would have an effect on a cluster, but also successive images.

Eq. (2) for the first N successive pairs of topological images then becomes:

$$\begin{aligned} F &\approx Gm^2 \left[\frac{1}{(L-x)^2} - \frac{1}{(L+x)^2} \right] \\ &\quad + \frac{1}{(2L-x)^2} - \frac{1}{(2L+x)^2} + \dots \\ &\approx \frac{4Gm^2}{L^2} \epsilon \sum_{i=1}^N \frac{1}{i^3} \\ &\approx 4.8G \frac{m^2 \epsilon}{L^2} \end{aligned} \quad (7)$$

for $N \gg 1$.

This is only a small correction to Eq. (4) — because an effect weakening with the cube of the distance decreases rapidly.

3.2. Effect relative to the cosmic web

As mentioned above, in Sect. 2.2, the geometry for an object slowly starting to fall towards a massive cluster, i.e. falling towards a dense node of the cosmic web of density perturbations, is that shown in Fig. 3.

The equation for the *long-distance component* of acceleration is algebraically the same as for cluster self-gravity, i.e. as in Eq. (2), except that there is also an acceleration term $-G \frac{m}{x^2}$ caused by the *local* copy of the cluster near the test object, since we are interested in long-distance effects, and for convenience, we divide by the mass of the test object:

$$\begin{aligned} \ddot{x} &\approx -G \frac{m}{x^2} + Gm \left[\frac{1}{(L-x)^2} - \frac{1}{(L+x)^2} \right] \\ &\approx -G \frac{m}{x^2} + \frac{4Gm}{L^3} x. \end{aligned} \quad (8)$$

The first term in the second line of Eq. (8) represents local attraction, i.e. newtonian gravity as it is normally thought of, inversely proportional to distance, but the second term is a *long-distance term*, identical to Eq. (5), *directly* proportional to distance.

However, although this long-distance term is *algebraically* identical to the right-hand side of Eq. (5), the interpretation is different.

Instead of the equation representing a high mass cluster which has been perturbed from its position and is exponentially accelerated away from its initial position, in this case we have a test particle which feels (in addition to local acceleration towards the cluster potential well) an acceleration *away* from its nearby (but multiply imaged) cluster potential well.

Again, *this is qualitatively similar to the effect of a cosmological constant, since it is repulsive*. Moreover, it is an effect *additional* to local gravitational terms — which is what would be required of something providing a cosmological constant or dark energy term.

Note that, in this case, if we consider only the period of infall, before any path crossing or virialisation occurs, i.e. when x decreases with time, then force F slows down the rate at which the test particle falls towards the cluster. Nevertheless, the particle is starting to fall towards the cluster — in comoving coordinates — so, if an individual test particle has started falling towards the cluster in *physical coordinates*, then the effect from the topological images will exponentially *decrease* with time, as the particle approaches the cluster. This is not a problem, since we are not interested in following the path of any individual particle over time, and since we are most interested in a phenomenon which can be related to the system of comoving coordinates itself, i.e. to the acceleration equation of the FLRW model.

4. Discussion and conclusion

Is there any relation between the effect found here and the cosmological constant? What has been shown so far is that, under the assumptions listed above, the gravitational effect due to multiple topological imaging provides an acceleration proportional to displacement, i.e. constant \ddot{x}/x , where either (Sect. 2.1) this is the total acceleration for a given massive object towards its closer topological image, or, (Sect. 2.2) it is the total long-distance induced acceleration (in addition to locally induced acceleration) for a test object “falling” towards a given massive object.

The calculation itself is made in comoving space: the result of Sect. 2.1, for self-gravity of a cluster towards itself, is that a *perturbed*, large massive object is slightly accelerated in the direction of its closest image, and this acceleration is proportional to the displacement from the initial position in comoving space, so that the displacement increases exponentially. Since we are working within the comoving frame, it is not obvious, in the Newtonian approximation, how to relate this to a modification in the equations for the growth of the scale factor itself with cosmological time.

On the other hand, since the cosmic web is, on average, fixed in the comoving frame, it may be possible to interpret the second case (Sect. 2.2), of test objects “falling”

towards the most massive objects in the cosmic web, in terms of a cosmological constant.

For objects still distant from and falling into massive clusters, could the additional force term of Eq. (5), as shown in Fig. 3, provide the pressure term in the FLRW acceleration equation,

$$\frac{\ddot{a}}{a} = -\frac{4\pi G}{3}\rho \left(1 + 3\frac{p}{\rho c^2}\right), \quad (9)$$

where a is the scale factor, in order to mimic a cosmological constant?

4.1. Amplitude of cosmo-topological gravity relative to the cosmic web

The Newtonian derivation of the acceleration equation in this case follows from Eq. (8), where we define χ to be a fixed length in the comoving reference frame so that $x = a\chi$. L has already been defined to be a comoving length, but in the above equations we implicitly used $a = 1$; here, since we want expressions valid at arbitrary values of the scale factor, not only $a = 1$, we write aL rather than L .

$$\begin{aligned} \ddot{a}\chi &= \ddot{x} \\ &\approx -G\frac{m}{x^2} + G\frac{4m}{(aL)^3}x \\ &= -G\frac{4\pi\rho}{3}a\chi + G\frac{4\pi\rho}{3}\frac{4a^3\chi^3}{a^3L^3}a\chi \end{aligned} \quad (10)$$

if we estimate that the cluster mass was obtained from matter spread at the mean density $\bar{\rho}$ throughout a sphere of radius x .

Note that assumptions (5) and (6) are crucial here, since we assume that the relevant matter density, both locally and at long distance, is that contained inside of local and topologically imaged, distant spheres, fixed within comoving coordinates, around the cluster centre.

Dividing both sides of Eq. (10) by $x = a\chi$ yields

$$\frac{\ddot{a}}{a} = -G\frac{4\pi\rho}{3}\left(1 - \frac{4\chi^3}{L^3}\right). \quad (11)$$

$$(12)$$

Using the standard notation for a dark energy component, $w \equiv -p/(\rho c^2)$, we can rewrite this

$$w = -\frac{4}{3}\left(\frac{\chi}{L}\right)^3 \sim -\left(\frac{\chi}{L}\right)^3. \quad (13)$$

Since we are interested in objects “falling” (in comoving coordinates) towards the nodes of the cosmic web, i.e. at most a few tens of Mpc from those nodes, then for a universe side length as large as the diameter of the surface of last scattering, $L = 20h^{-1}$ Gpc, we have

$$w \sim -10^{-9}. \quad (14)$$

So, while cosmo-topological gravity has the right *algebraic* characteristics, *given the assumptions listed above*, to provide a cosmological constant, its *amplitude in the*

present-day Universe is certainly too small to be significant, except possibly for extremely high-resolution N -body simulations of the formation of structure in the Universe.

Of course, if the size scale of large scale structure were nearly as large as that of the Universe itself, i.e. if $\chi \sim L$, then the amplitude of this effect would be much larger. However, this would not be physically realistic according to our understanding of structure formation.

4.2. Speculation regarding the early universe

The mass ratio in Eq. (13) makes intuitive sense and leads to the following corollary.

If a very large fraction of all the mass in the universe (fundamental domain) is concentrated in just one or a few hyper-massive objects, then cosmo-topological gravity should lead to an extra term in the acceleration equation, i.e. to what functions as an inflationary potential.

This would constitute more than just non-linear perturbations in a background FLRW model, it would constitute a highly inhomogeneous universe model.

Could such an extremely inhomogeneous state have occurred at some time following the Planck epoch at $t \sim 10^{-43}$ s, and led to an inflationary epoch, usually expected around $t \sim 10^{-35}$ s?

In this paper, we leave this as mere speculation.

Moreover, we note that adding even small perturbations to an FLRW universe already invalidates, in a strict sense, the FLRW metric — a universe containing clusters and galaxies and people is not a truly FLRW universe, see e.g. Buchert & Carfora (2003); Kolb et al. (2005) and references therein — so a much more serious violation of the homogeneity assumption of the FLRW model would greatly increase the need to consider the full general relativistic case.

4.3. Caveat: Time-varying mass of cluster

A minor caveat to note for cosmo-topological gravity is that the mass m is not constant with time in our model: gravitational collapse will continue and successively larger and larger objects will form. However, a varying cosmological constant, or form of dark energy or quintessence, is consistent with general cosmological observations, so this is not necessarily a strong argument against some role for this effect as an effective form of dark energy: the low amplitude of the effect is a much greater problem.

4.4. Caveat: χ not constant in large scale structure unit

Another minor caveat to note is that this effect will vary with distance χ from the nearest big cluster (node of the cosmic web).

This implies that the *spatially averaged* value of $w \sim -\left(\frac{\chi}{L}\right)^3$ would be needed before comparing a theoretical w

value with an observed value, such as the presently estimated value of $w \approx -1$.

Since most cosmological observations relevant to estimating the parameters of the metric are in practice averaged out over scales larger than that of large scale structure, i.e. on scales $\gg 100 h^{-1}$ Mpc, this is not a problem.

4.5. Assumptions (5), (6), the topological one-body and two-body problems

Another caveat, probably more important, is that the calculation we have made, based on assumptions (5) and (6) (Sect. 2.1), is equivalent to what we might call the “topological one-body and two-body problems”.

In infinite, simply connected Euclidean space, there is no meaningful way to calculate gravitational interactions if only a single point-like body is present.

However, in a multiply connected space, a single body is sufficient for gravitational interactions to occur. The method of calculating these interactions depends on how realistically our universe model is.

The assumptions (5) and (6) permit a relatively simple calculation, and are *equivalent* to assuming a flat (even though mostly empty) space which contains just one (or two) objects, i.e. our assumptions are equivalent to a very simple, though physically unrealistic, model.

Also, the distant, supra-SLS images of a cluster are not-yet collapsed perturbations, so approximating them as single, point-like objects, while ignoring matter outside the radius from which they form is somewhat arbitrary.

Is it possible to make a more precise calculation which avoids assumptions (5) and (6)? Numerical calculations would be possible in principle, and would provide a good followup to our present result.

However, these are unlikely to be easy, and would be different from standard N -body simulations because of assumptions (7) and (8). Standard N -body simulations use various numerical approximation techniques in order to make the calculation time short enough to be practical, and, *de facto* make at least one of the following two assumptions:

- (i) instead of assumption (4), assume that something like inflation has *not* occurred
- (ii) instead of assumptions (5) and (6), assume that all contributions to the local gravitational potential due to long-range, supra-SLS distance scale density perturbations *perfectly cancel out*.

Since inflation scenarios are good candidates for providing some ingredient of the correct model of the Universe, there is a good chance that assumption (i) is incorrect.

Moreover, it is not clear to what extent assumption (ii) is a good approximation.

Newtonian gravitational attraction between two point objects decreases according to the inverse square of the distance, i.e. as $\propto r^{-2}$, but the mass in successive spherical shells of equal thickness increases as r^2 : an

anisotropy of fixed solid angular size $\cos\theta d\phi d\theta$ at all radii would provide equal attractive forces from each successive shell, no matter how distant.

This is no problem in a perfectly homogeneous universe: hence, the FLRW solution of the Einstein field equations.

But in a universe with perturbations, i.e. a “slightly” inhomogeneous, anisotropic universe, the contributions do not perfectly cancel.

In a nearly FLRW universe, i.e. one containing a spectrum of density perturbations, the degree to which the long-distance terms cancel most likely depends on the full nature of the perturbation spectrum.

Farrar & Melott (1990) suggest from their N -body calculations that assumption (ii) is correct in the case of a multiply connected flat space. Further work, in particular by introducing the physically *standard* assumption (not used explicitly in normal N -body simulations), our assumption (7): that c_{GW} is finite and of the standard value $c_{\text{GW}} = c_{\text{ST}} = c_{\text{GR}} = c_{\text{EM}}$.

5. Conclusion

A residual gravitational effect, which we could possibly call “cosmo-topological gravity”, occurs due to distant multiple topological images in a multiply connected universe which “remembers” the gravitational potential generated by multiple topological images, which in the covering (apparent) space are located outside of the present surface of last scattering, and were causally contacted at some earlier epoch, for example due to some prior amount of inflation. A newtonian approximation, in which the speed of transmission of gravitational information is finite (equal to the special relativistic space-time constant c), rather than infinite as in a fully newtonian calculation, is used here.

For a low mass test object “falling” (in comoving coordinates) towards a relatively nearby (at a comoving distance χ less than a few tens of Mpc) large, massive collapsed object at the present epoch, i.e. a massive cluster of galaxies, in a 3-torus universe of side-length $L \approx 20 h^{-1}$ Gpc, the two closest topological images of the cluster together yield a residual newtonian force on the test particle which locally appears as a force *repelling* the test particle away from (its nearby image of) the cluster.

This residual force provides an acceleration algebraically similar to that of the cosmological constant, but weaker by many orders of magnitude, i.e. by a factor of approximately $(\frac{\chi}{L})^3 \sim 10^{-9}$.

It is clear that this effect is not significant in the present-day Universe.

It is speculated, however, that this might have played a role in an early epoch of inflation, if prior to the onset of primordial inflation, most of the mass of the Universe were concentrated into a very small number of highly concentrated dense objects.

Acknowledgments

SB acknowledges support from KBN Grant 1P03D 012 26.

References

- Aurich, R., Lustig, S., & Steiner, F. 2005a, Classical and Quantum Gravity, 22, 3443 (arXiv:astro-ph/0504656)
- Aurich, R., Lustig, S., & Steiner, F. 2005b, Classical and Quantum Gravity, 22, 2061 (arXiv:astro-ph/0412569)
- Bagla, J. S. 2005, Current Science, 88, 1088
- Barrow, J. D. & Levin, J. 2001, Phys. Rev. A, 63, 044104 (arXiv:gr-qc/0101014)
- Blancard, V. & Roukema, B. F., eds. 2000, “Cosmological Topology in Paris 1998” (Paris: (arXiv:astro-ph/0010170))
- Buchert, T. & Carfora, M. 2003, Physical Review Letters, 90, 031101 (arXiv:gr-qc/0210045)
- Ellis, G. F. R. & Uzan, J.-P. 2005, Am.J.Phys., 73, 240 (arXiv:gr-qc/0305099)
- Farrar, K. A. & Melott, A. L. 1990, Computers in Physics, 4, 185
- Gundermann, J. 2005, e-print (arXiv:astro-ph/0503014)
- Kolb, E. W., Matarrese, S., & Riotto, A. 2005, , arXiv:astro-ph/0506534
- Lachièze-Rey, M. & Luminet, J. 1995, Phys. Rep., 254, 135 (arXiv:gr-qc/9605010)
- Lahav, O. & Liddle, A. 2004, Physics Letters B, 592, 1 (arXiv:astro-ph/0406681)
- Linde, A. 2004, Journal of Cosmology and Astro-Particle Physics, 10, 4 (arXiv:hep-th/0408164)
- Luminet, J. & Roukema, B. F. 1999, in NATO ASIC Proc. 541: Theoretical and Observational Cosmology, 117, (arXiv:astro-ph/9901364)
- Luminet, J., Weeks, J. R., Riazuelo, A., Lehoucq, R., & Uzan, J. 2003, Nature, 425, 593 (arXiv:astro-ph/0310253)
- Luminet, J.-P. 1998, Acta Cosmologica, XXIV-1, 105 (arXiv:gr-qc/9804006)
- Rebouças, M. J. & Gomero, G. I. 2004, Braz. J. Phys., 34 (arXiv:astro-ph/0402324)
- Roukema, B. F. 2000, Bulletin of the Astronomical Society of India, 28, 483 (arXiv:astro-ph/0010185)
- Roukema, B. F. 2002, in Marcel Grossmann IX Conference on General Relativity, eds V.G. Gurzadyan, R.T. Jantzen and R. Ruffini, World Scientific, Singapore, p. 1937, (arXiv:astro-ph/0010189)
- Roukema, B. F., Lew, B., Cechowska, M., Marecki, A., & Bajtlik, S. 2004, A&A, 423, 821 (arXiv:astro-ph/0402608)
- Roukema, B. F., Peterson, B. A., Quinn, P. J., & Rocca-Volmerange, B. 1997, MNRAS, 292, 835 (arXiv:astro-ph/9707294)
- Starkman, G. D. 1998, Classical and Quantum Gravity, 15, 2529
- Uzan, J.-P., Lehoucq, R., & Luminet, J.-P. 1999, in “Proc. of the XIXth Texas meeting, Paris 14–18 December 1998, Eds. E. Aubourg, T. Montmerle, J. Paul and P. Peter, article n° 04/25”, Vol. (arXiv:gr-qc/0005128)
- Uzan, J.-P., Luminet, J.-P., Lehoucq, R., & Peter, P. 2002, Eur. J. Phys., 23, 277 (arXiv:physics/0006039)