

# The Spin of GRS 1915+105: Why do we Kerr?

Matthew Middleton<sup>1</sup>, Chris Done<sup>1</sup>, Marek Gierliński<sup>1,2</sup> and Shane Davis<sup>3</sup>

<sup>1</sup>*Department of Physics, University of Durham, South Road, Durham DH1 3LE, UK*

<sup>2</sup>*Observatorium Astronomiczne Uniwersytetu Jagiellońskiego, 30-244 Kraków, Orla 171, Poland*

<sup>3</sup>*University of California at Santa Barbara, California, USA*

13 March 2019

## ABSTRACT

Microquasars are Galactic black hole binary systems with radio jets which can sometimes be spatially resolved to show superluminal motion. The first and best known of this class of objects is GRS 1915+105, the brightest known accreting source in our Galaxy. There is persistent speculation that strong jet emission could be linked to black hole spin. If so, the high spin should also be evident in a high accretion disc temperature. We search the *RXTE* archive to find disc dominated spectra from this object, as these are the only ones which can give reliable spin determinations by this method. Finding these is complicated by the rapid, unique limit cycle variability, but we are able to identify such spectra by going to the shortest possible time resolution (16 sec). We fit them with a sequence of models for the disc emission, from very simple multicolour blackbodies (DISKBB), to more complex models which include relativistic effects (KERRBB), and finally the best current models which include full radiative transfer as well as relativistic effects (BHSPEC). *All* these models show that the spin is neither zero nor maximal. BHSPEC, providing the most physically robust model, gives a value for the spin of  $a \sim 0.7$  for a distance of 12.5 kpc and inclination of  $66^\circ$ . This, together with the range of spins derived using this method for other black holes, shows that jet emission is probably fundamentally powered by gravity rather than spin, but certainly these results show that high-to-maximal spin is not a pre-requisite for powerful relativistic jets.

**Key words:** accretion, accretion discs – X-rays: binaries – black hole physics – stars: individual (GRS 1915+105)

## 1 INTRODUCTION

Astrophysical black holes are very simple objects, *completely* characterized by their mass and spin. Mass can be measured using Newtonian mechanics by studying objects orbiting the black hole. For the Galactic black holes this is the companion star of the binary system, while for the supermassive black holes in galaxy nuclei this can be traced by nearby stars or gas in orbit around it. However, unlike mass, spin does not leave a discernable mark on the external spacetime at large distances. It only makes a significant difference close to the event horizon, so it is much more difficult to measure.

Since the spin of a black hole is generally not well known it becomes an obvious parameter to use to ‘explain’ any unusual behaviour. Jet production is a case in point. About 10 per cent of quasars are known to be radio loud, while the rest are radio quiet. Similarly, some of the Galactic black hole binaries are also known to produce relativistic jets (e.g. Fender, Belloni & Gallo 2004). There is persistent speculation in the literature that jet production is linked to the

spin of the black hole (e.g. Moderski, Sikora & Lasota 1998). Theoretically, this could be due to direct tapping of the spin energy of the black hole via the Blandford-Znajek effect (Blandford & Znajek 1977). These ideas can only be directly tested by *measuring* the spin, so it becomes an important property to constrain.

The most obvious consequence of black hole spin is that it drags the last stable orbit inwards, from  $6R_g$  (where  $R_g = GM/c^2$ ) for a non-rotating black hole to  $1.23R_g$  for a maximal spin of  $a = 0.998$ . Thus for the same mass accretion rate through a disc, a spinning black hole has a higher disc luminosity and temperature. Equivalently, in terms of direct observables, a spinning black hole of the same luminosity has a higher disc temperature. However, using this to measure black hole spin is not entirely straightforward as black hole spectra are generally *complex*. The accretion disc spectrum is always accompanied by a tail of emission to much higher energies. While the origin of this tail is not well understood, it clearly points to some fraction of the energy being dissipated outside of the optically thick disc material, so that

it does not thermalize. The tail can have a large impact on the derived disc luminosity and temperature if it carries a large fraction of the bolometric luminosity (see e.g. Kubota & Done 2004), so disc radii derived from these spectra are highly model dependent. Conversely, where the tail is not energetically important the disc spectrum can be reliably determined, and direct fitting of such disc dominated spectra can give an estimate for the black hole spin (e.g. Ebisawa et al. 1991; Gierliński, Maciołek-Niedźwiecki & Ebisawa 2001). However, a further problem is that the disc spectrum is *not* a simple sum of blackbody spectra from different radii. Distortions from Compton scattering from within the disc itself are probably important (Shakura & Sunyaev 1973; Shimura & Takahara 1995; Merloni et al. 2000; Davis et al. 2005), making this method dependant on the assumed vertical disc structure.

A variant on this method is to use a sequence of disc dominated spectra from a given source, at different luminosities. A constant radius disk at different mass accretion rate should have luminosity,  $L \propto T^4$  where  $T$  is the maximum temperature. The proportionality constant gives a measure of the disc area, and hence radius, modulo uncertainties in the spectral distortions introduced by Compton scattering in the disc itself. The advantage of this method is that *observationally* many sources show  $L \propto T^4$ , giving confidence in a well defined, constant inner disc radius to associate with the last stable orbit (Ebisawa et al. 1991; 1993; Kubota et al. 2001; Kubota & Makashima 2004; Kubota & Done 2004; Gierliński & Done 2004), and for an approximately constant colour temperature correction for the spectral distortions (Davis, Done & Blaes 2006).

Here we re-examine the spectra at highest time resolution (16 sec) from GRS 1915+105 taken with *RXTE*, with careful modelling of the absorption and careful selection of disc dominated spectra. These trace out an approximate  $L \propto T^4$  relation (see also Munro et al. 1999), and we fit these simultaneously with the best currently available theoretical accretion disc spectra (Davis et al. 2005).

## 2 THE DATA

The derived disc temperature and luminosity are strongly model dependent where the hard X-ray tail constitutes more than  $\sim 20$  per cent of the total bolometric power (e.g. Kubota & Done 2004). Hence it is very important to select only disc dominated spectra to determine the black hole spin. In GRS 1915+105 the spectrum switches between states with strong disc emission (states A and B in Belloni et al. 2000) to states with strong high energy emission (state C in Belloni et al. 2000, see also Belloni et al. 1997). In general, even the soft states A and B have a substantial high energy tail (e.g. Migliari & Belloni 2003). Here we select observations with *RXTE* in which these switches between states are slow (classes  $\beta$  and  $\kappa$  of Belloni et al. 2000), so that there is the possibility of seeing a single state in the highest time resolution (16 sec) spectra. We extracted 16 Observation ID's of these, as detailed in Table 1.

We extracted each 16-s spectrum from the Standard 2 PCA data using *FTOOLS* 5.3. The corresponding Standard 1 data were also extracted with higher time resolution (0.125-s) but lacking any spectral resolution. We used these to de-

termine the dead-time correction, and to calculate the r.m.s. variability within each 16-s period over which the spectra were accumulated.

## 3 SPECTRAL FITTING

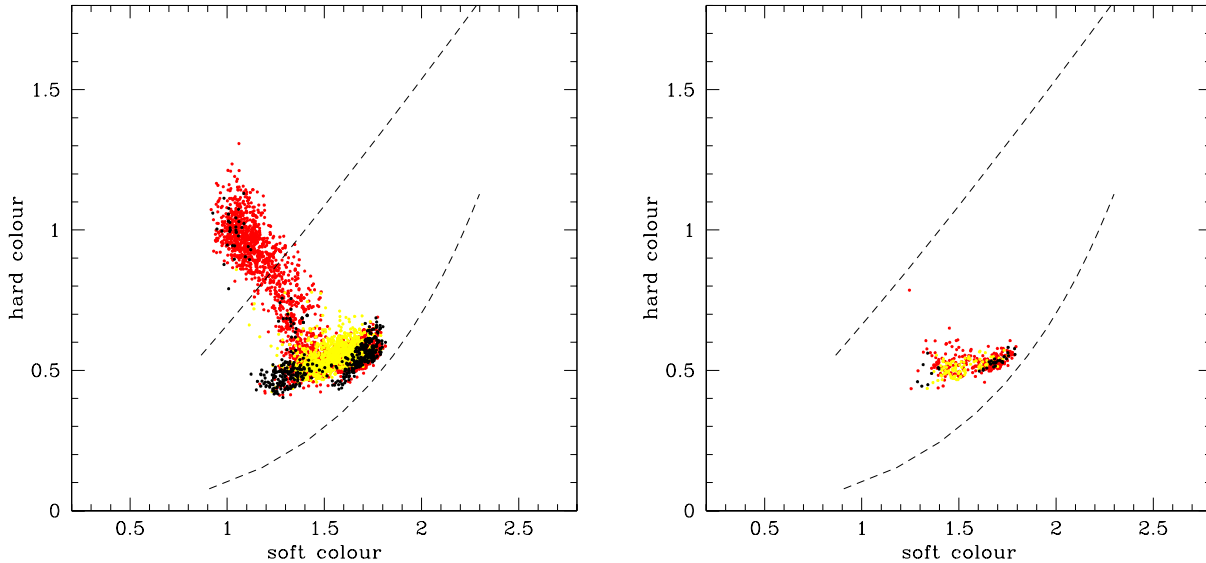
We use *XSPEC* version 11.2 and following Done & Gierliński (2003) and Done et al. (2004) fit each 16s spectrum with a model consisting of a disc (using *DISKBB*: Mitsuda et al. 1984) and its Comptonized emission (*THCOMP*: Zdziarski, Johnson & Magdziarz 1996), with seed photons assumed to be from a disc but *not* tied to the observed disc temperature. We include a Gaussian (with energy constrained to be between 6–7 keV and width fixed at 0.5 keV) and smeared edge (Ebisawa et al. 1991) to approximately describe the reflected emission. The Galactic absorption is modelled as in Done et al. (2004), i.e. with variable abundance cold gas *VARABS* with abundances from Anders & Ebihara (1982) and fixed column of  $N_H = 4.7 \times 10^{22} \text{ cm}^{-2}$  in all elements apart from Si and Fe, which have equivalent H column (assuming ISM abundances) of  $16.4 \times 10^{22}$  and  $10.9 \times 10^{22} \text{ cm}^{-2}$ , respectively, as determined from the Chandra Transmission Grating results of Lee et al. 2002. This model fits all the data well, giving reduced  $\chi^2_\nu < 1.3$  for all  $\sim 4000$  spectra.

Removing absorption from each model fit gave the intrinsic (absorption and response matrix corrected) spectrum of each 16-s data point. These were used to make the intrinsic soft and hard colours (4–6.4 keV/3–4 keV and 9.7–16 keV/6.4–9.7 keV, respectively), together with the total bolometric luminosity (flux from 0.01–1000 keV, assuming a distance of 12.5 kpc: Rodríguez & Mirabel 1999). The resulting colour-colour diagram is shown in Fig. 1. The dashed lines show the intrinsic colours expected for a power law and pure disc spectrum (upper and lower curves, respectively). Plainly points close to the pure disc spectrum line will be ones where the disc dominates the emission, but we can quantify this since the spectral decomposition means that we can also estimate the fraction of bolometric luminosity carried by the high energy tail. Fig 1b shows the colour-colour diagram for those spectra where the disc is dominant (where the tail is less than 15 per cent of the total bolometric luminosity). As expected, these all lie fairly close to the spectrum of a disc (lower curved yellow line) as opposed to a power law (upper straight yellow line).

However, not all of these spectra are necessarily appropriate to use for the disc analysis as the variability in GRS 1915+105 is extreme. The source can change significantly (in both spectral shape and normalization) on timescales shorter even than the minimum 16-s binning over which full spectra can be accumulated by the PCA. Averaging over substantial variability even of a pure disc spectrum distorts the spectrum, and the state changes in this source mean that the 16s spectrum can be a complex average of different temperature disc and different amounts of the Comptonized tail. Hence we fold in an additional selection criteria, which is that the *r.m.s* variability during each 16s spectrum should be low. We use the 128 points from each 16s standard 1 light curve to calculate the *r.m.s*, and this is shown by the colour coding in Fig 1, where red, yellow and black points indicate an rms variability during the 16-s over which the spectra are accumulated of 50-20 per cent, between 5-20

Class	Observation ID
$\beta$	10408-01-10-00, 10408-01-21-00, 20402-01-43-00, 20402-01-43-02, 20402-01-44-00, 20402-01-45-00 20402-01-45-03, 20402-01-46-00, 20404-01-52-01, 20402-01-53-00, 20402-01-59-00
$\lambda$	10408-01-37-00, 10408-01-38-00, 20402-01-36-00, 20402-01-36-01, 20402-01-37-01

**Table 1.** Observation IDs from variability classes  $\beta$  and  $\kappa$  (Belloni et al. 2000) where transitions between disc dominated and Comptonized spectra are slow enough to be potentially resolved by the 16s time resolution data from the *RXTE* PCA



**Figure 1.** Colour-colour diagram for all extracted spectra. Red points are spectra with 50% or more rms variability, yellow between 50 and 20% rms while black is less than 5%. The right hand colour-colour diagram contains the disc dominated spectra (those with less than 15 per cent of the bolometric luminosity in the hard tail) with the same colour coding. The diagonal line indicates the range of colours from a power-law spectrum with index varying from 1.5 (top right) to 3 (bottom left) while the lower line indicates the colours expected from a disc dominated spectrum at different temperatures, derived from DISKBB with  $kT$  from 0.5–3 keV. We select the disc dominated spectra where the rms variability is less than 5% for the spectral analysis.

per cent and less than 5 per cent, respectively. Plainly, as in Done, Wardziński & Gierliński 2004, the disc instability of GRS 1915+105 is clearly marked out as a transition between disc dominated spectra and those with both strong disc and strong corona (very high state or steep power law dominant state).

Fig 1b shows that even some of the apparently disc dominated spectra are still quite variable, so could be a mix of states and/or disc temperatures. Hence we only use spectra where there is less than 5 per cent *rms* variability in the corresponding Standard 1 light curve (black points), leaving a total of 34 disc dominated, steady spectra across 6 ObsID's with which to carry out our analysis.

## 4 DISK DOMINATED, STEADY SPECTRA

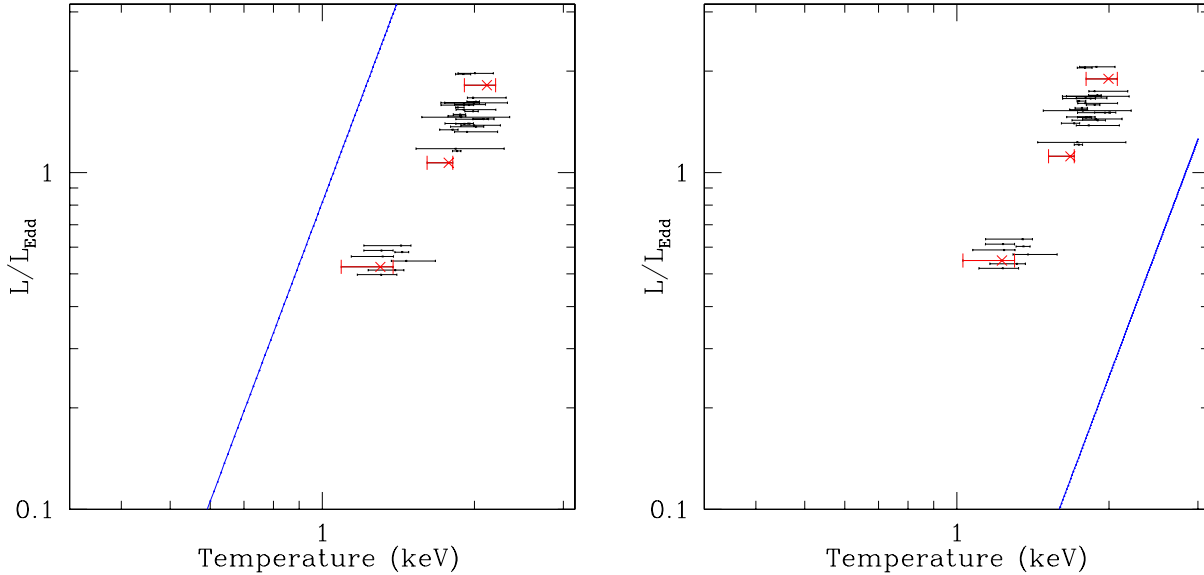
### 4.1 DISKBB model results

Each disc dominated spectrum was refit using the same model as before except that the seed photons for the Comptonization are now tied to those of the disc since these spectra are disc dominated. The derived disc parameters (tem-

perature and flux) are used to plot an  $L - T$  diagram as in GD04: we correct the DISKBB temperature and flux from each spectrum for the effects of disc geometry and relativistic smearing (assuming a given spin and inclination), plus an additional correction to incorporate a stress-free inner boundary condition (which is not included in DISKBB), then convert this to a luminosity using the assumed distance of 12.5 kpc. These corrected data points can then be compared with the theoretically expected  $L - T$  plot for the assumed mass and spin of the black hole, for an assumed colour temperature correction of 1.8 (Shimura & Takahara 1995) to relate the observed temperature which is distorted by Compton scattering to the equivalent blackbody temperature.

The relativistic correction factors as given in Zhang et al. 1997 are only tabulated for zero and maximal spin, so Fig 2a and b shows the corrected data and expected model  $L - T$  relation for each of these. Plainly the data follow an approximate  $L \propto T^4$  relation as expected from constant radius disc, and equally plainly the data suggest the spin is somewhere between zero and maximal.

We can explicitly test how well the source follows the  $L \propto T^4$  relation i.e. whether the emission is consistent with a constant inner radius disc (with constant colour temperature



**Figure 2.** Luminosity – Temperature plots for the data selected from Fig 1 to be disc dominated and have less than 5% rms variability. The left hand panel derives the intrinsic disk luminosity and temperature assuming a Schwarzschild black hole (Zhang et al. 1997), and also shows the  $L \propto T^4$  relation expected for this. The righthand plot contains the same data corrected for maximal Kerr spin with the corresponding  $L \propto T^4$  relation expected for the much smaller disc inner radius. Plainly the data lie between these two extreme values. The points highlighted in each plot indicate the data selected for further spectral fitting. These span the entire luminosity range and are representative of the source behaviour so can be used to determine the black hole spin.

correction) by fitting several of the disc spectra *simultaneously* within XSPEC, with the disc inner radius *tied* across all data sets. We select 3 of the disc dominated spectra, shown by the red points in Fig 2, encompassing the spread in luminosity seen from the disc. When fit separately these give a total  $\chi^2_\nu = 119/111$ , while when fit simultaneously, with the DISKBB normalization ( $\propto r^2$ ) tied across all 3 data sets gives 126/113. Thus the 3 data sets are completely statistically consistent with a constant radius, constant colour temperature corrected disc spectrum.

#### 4.2 KERRBB model results

The previous section used DISKBB to fit the data, and then corrected it for relativistic effects and the stress-free inner boundary. Instead, these can be directly incorporated in the disc spectral model by using the KERRBB code of Li et al. (2005). The model is parameterized by the spin and mass accretion rate (both of which are generally free parameters to be determined directly from spectral fitting), mass, distance and inclination of the black hole (all generally fixed at the binary system parameters), together with a colour temperature correction factor, which we assume is fixed at 1.8 (see Shimura & Takahara 1995; Shafee et al. 2006).

We use the same 3 spectra as above, but with KERRBB replacing DISKBB. Since these models self-consistently determine the maximum temperature from the mass accretion rate there is no parameter to associate with the seed photon temperature for Comptonization. Instead we fix the seed photon temperature at the values previously derived from the DISKBB fits. We assume limb darkening, and no returning radiation. The fit from KERRBB is slightly worse,

with  $\chi^2_\nu = 141/113$ . This is because the relativistic corrections included in KERRBB give a slightly different spectral shape than DISKBB at the 5 per cent level and the data actually marginally prefer a Wien shape to the relativistically distorted Wien. However, at this level there are other approximations which can also affect the spectrum, such as the assumption of a colour temperature correction rather than a full radiative transfer, the amount of returning radiation illuminating the disc, the detailed form of the limb darkening used and the spectral shape of the seed photons assumed for the Comptonized emission (see also Davis et al. 2006). Despite a slightly worse fit, the advantage of the KERRBB model is that the spin can be determined, giving  $a = 0.84^{+0.02}_{-0.06}$ . Assuming maximal spin gives a significantly worse fit with  $\chi^2_\nu = 187/114$ .

#### 4.3 BHSPEC model results

While KERRBB is a clear advance on DISKBB, it still assumes that each radius emits as a (colour-temperature corrected) blackbody, with a standard limb darkening law. In practice, the spectrum of each annulus is more complex. At low frequencies true absorption opacity dominates and the emission is blackbody, but for higher frequencies, electron scattering opacity is larger leading to departures from local thermodynamic equilibrium and producing a modified blackbody spectrum (see e.g. Shakura & Sunyaev 1973). Also, the absorption opacity has significant contributions from free-bound (photo-electric edges) as well as free-free which again give frequency dependent effects on the radiative transfer. BHSPEC (the only non-standard XSPEC model used in our analysis) utilizes a self-consistent calculation of the spec-

trum including all these radiative transfer effects as a function of inclination (not just a colour temperature correction and analytic limb darkening) as well as the relativistic effects and inner boundary condition (Davis et al. 2005). We use the same 3 spectra as before and fit them using BHSPec as the disc component (Fig 3), assuming  $\alpha = 0.01$  (Davis et al. 2006). This gives  $\chi^2_\nu = 144/113$  and  $a = 0.70^{+0.04}_{-0.02}$ , very similar in fit quality although yielding a lower spin estimate than the KERRBB result. The similar  $\chi^2$  to KERRBB shows that the BHSPec model predicts no strong departure from a constant colour temperature correction over the range in  $\log L/L_{\text{Edd}}$  of  $-0.33$ – $0.22$  (i.e.  $L/L_{\text{Edd}} = 0.5$ – $1.7$ ) spanned by these data, while the lower value of the spin compared to KERRBB shows that  $f_{\text{col}}$  at these high luminosities is more like  $\sim 2.2$  than the  $1.8$  assumed in KERRBB.

These results all assume a distance of  $12.5$  kpc. However, this is not well determined, and estimates range from this to as low as  $7$  kpc, though  $11$  kpc is the only distance which is compatible with all the constraints (see e.g. Zdziarski et al. 2005). We investigate the effect this uncertainty has on the spin estimates by refitting the spectra with distance as a free parameter. We find that the distance simply trades off against the inferred spin and mass accretion rate up to the minimum distance of  $7$  kpc, corresponding to a spin of  $a = 0.98 \pm 0.01$ , and inferred  $\log L/L_{\text{Edd}}$  lower by  $\sim 0.5$  for each spectrum, while the more reasonable distance of  $11$  kpc gives spin of  $0.82 \pm 0.01$  with inferred  $\log L/L_{\text{Edd}}$  lower by  $\sim 0.1$ .

#### 4.4 Alternative methods for determining spin

Here we have used the (rare) disc dominated spectra in GRS 1915+105 to determine the black hole spin and derive  $a \sim 0.7$  for a distance of  $12.5$  kpc. This is lower than the maximal spin derived from fitting disc spectra by Zhang, Cui & Chen 1997, most probably because they used spectra which included substantial Comptonization which can severely distort the derived disc parameters (Kubota & Done 2004). Another analysis using much more careful selection of disc dominated spectra gives low–moderate spin, consistent with the results here (Muno et al. 1999).

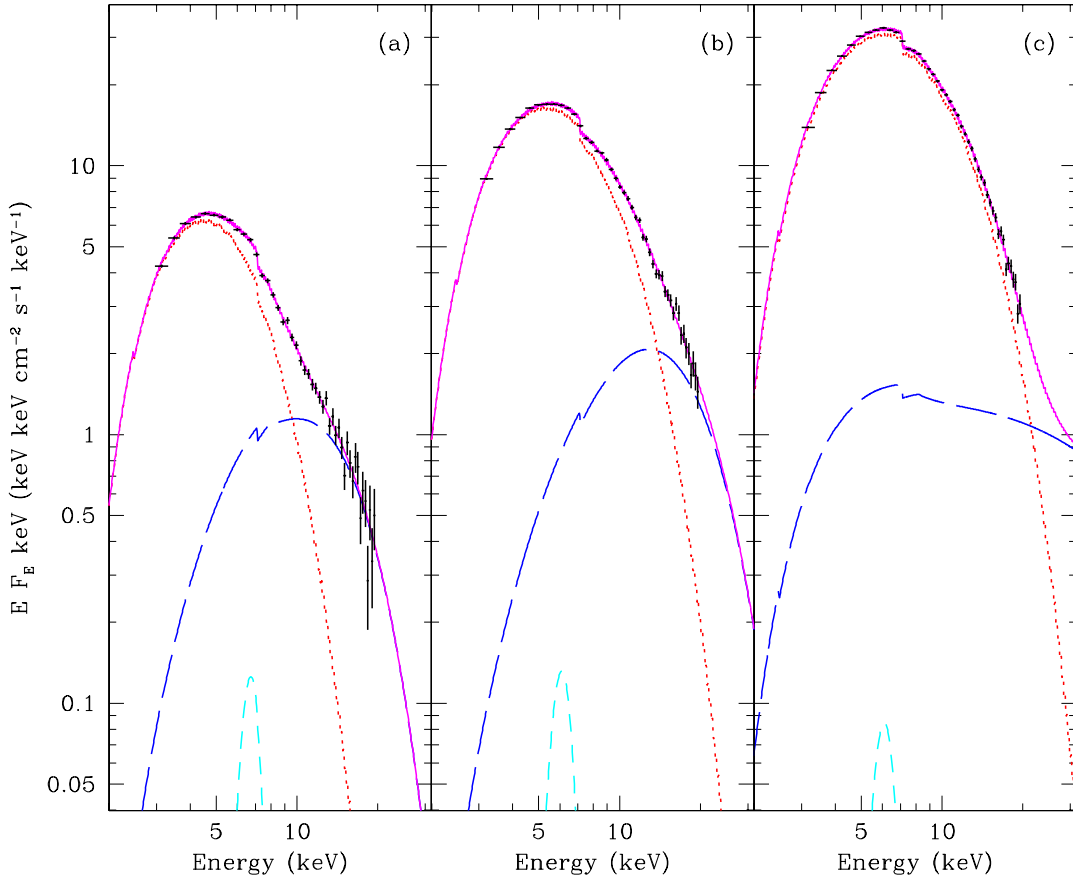
Another potential way to determine the spin is via relativistic broadening of the iron line and Compton reflection features (see e.g. the review by Fabian et al. 2000). Unlike the disc spectrum method, this depends on having a *strong* X-ray tail in order to pick out its reflection. Results from this are currently confused, mostly because the line is very variable. Most observations show that the line is not highly smeared, so the inner radius of the line emitting material is  $\gg R_g$  and hence cannot constrain the spin (e.g. Martocchia et al. 2002; 2005, Sobolewska & Życki 2003). However, there is one BeppoSAX observation where the derived line is extremely smeared, with  $R_{\text{in}} = 1.4^{+3.7}_{-0.2} R_g$ , so requires a spinning black hole (Martocchia et al. 2004). This changing smearing on the line could be due to real changes in the disc inner radius, as required in the limit cycle instability models for this source where the disc empties and refills (e.g. Belloni et al. 1997). It could also be due to changes in ionization of a constant radius disc as complete ionization of the inner disc would mean this material produces no contribution to the line (e.g. Ross, Fabian & Young 1999). A third possibility is that the extreme smearing inferred from some spectra are

actually artifacts of ionized absorption (Done & Gierliński 2005) which is known to be present in this source (Kotani et al. 2000; Lee et al. 2002). None of these are mutually exclusive, but whatever the cause, our best estimate of the spin of  $a = 0.7$  implies  $R_{\text{in}} = 3.4 R_g$  so it is consistent (within the uncertainties) on even on the most extreme inferred smearing of the iron line.

Yet another constraint on the properties of the innermost parts of the accretion flow is via the variability behaviour on short timescales. There are a number of Quasi Periodic Oscillations (QPOs) which can be seen in the power spectra of the Galactic black hole binaries. The strongest of these is generally the low frequency (LF) QPO, which *moves* in frequency, typically from  $0.5$ – $10$  Hz. The properties of this feature are correlated with the spectral shape. In general it is seen when the spectrum consists of both a strong disc and strong X-ray tail, and the LF QPO frequency increases as the spectrum softens (e.g. Muno, Morgan & Remillard 1999). This feature can be both strong and sharp, so giving a clear observational diagnostic. The problem is that there is no widely accepted theory for QPO generation, though all current models require some *moving* characteristic radius in the disc to generate the changing frequency of the LF QPO. One of the promising approaches is to identify the LF QPO frequency with the precession frequency of a vertical perturbation in the flow, which depends on *both* the characteristic radius at which the QPO is produced, and black hole spin (Stella & Vietri 1999). Muno et al. (1999) show that the LF QPO spans  $0.5$ – $10$  Hz in GRS 1915+105, so the maximum frequency must be produced by a disc with radius larger than the last stable orbit. This only limits the spin to be  $a > 0.3$  (using the full expression for Lens-Thirring precession in Merloni et al. 1999) or  $a > 0.2$  if the LF QPO is at twice the precession frequency.

A more direct measure of black hole spin may be given by the high frequency pair of QPO features which seem fairly fixed in frequency and in a 3:2 harmonic relation. These are most naturally associated with a resonance in the disc, but again there are several possibilities for this resonance so as yet no unique way to translate these frequencies into black hole spin. Török et al. (2005) review the possible orbital resonances, and highlight the parametric resonance between vertical and radial epicyclic modes in strong gravity because this necessarily gives the 3:2 ratio (Kluźniak & Abramowicz 2002). This implies  $a = 0.9 - 0.98$  for the observed high frequency (HF) QPO in GRS 1915+105, which would require GRS 1915+105 to be at a rather lower distance than the best estimate of  $11$  kpc. Other resonances, which give the 3:2 ratio, but predict other harmonics as well, give differing values of spin spanning the whole range from  $a = 0 - 0.998$  (Török et al. 2005). However, a more complete hydrodynamic analysis of resonant modes highlights instead the resonance between the radial epicyclic modes and a 'breathing' mode (Blaes, Arras & Fragile 2006). This predicts rather different frequencies for a given radius and spin, and gives much weaker constraints on spin than the parametric resonance.

The dispersion of values for the spin does not look promising and obviously all the techniques covered here have differing strengths and weaknesses. For the spectral methods, the physical origin of the features (disc or iron line) is clear, and the uncertainties are due to the observations, or



**Figure 3.** Individual fits of BHSPEC of the 3 ultrasoft spectra which encompassing the observed range in luminosity of disc dominated spectra. The data (black crosses) are fit by a model consisting of the BHSPEC disc spectrum (dotted curve, red in colour), its Comptonized emission (long-dashed curve, blue in colour) and Gaussian iron line (short-dashed curve, cyan in colour) giving a total spectrum (solid curve, magenta in colour).

rather how to unambiguously isolate the disc emission or relativistic line profile in a complex spectrum. Conversely, the timing methods are unambiguous observationally, but lack a theoretical model to uniquely associate the measured frequencies with black hole spin. Nonetheless, from this brief review it is clear that only potentially significant conflict with moderate ( $a = 0.7$ ) spin in GRS 1915+105 for a reasonable distance is the parametric resonance interpretation of the HF QPO which requires  $a \gtrsim 0.9$ , while the newer interpretation of this as the resonance between the vertical epicyclic and ‘breathing’ modes is consistent with any spin.

We note that the parametric resonance between the radial and vertical epicycles interpretation of the HF QPOs also gives a much higher spin for GRO J1655-40 and XTE J1550-564 ( $a \sim 0.96$ : Török et al. 2005) than are derived from their disc spectrum ( $a \sim 0.7$  and  $0.1$  respectively: Davies et al. 2006). There are no issues in these sources with the strong variability or interstellar absorption, and the distances are rather better determined, so there seems to be a clear discrepancy between the results of the parametric resonance interpretation of the HF QPOs and the disc spectra. Again, this conflict is removed if the HF QPO is instead a resonance between the vertical epicyclic and breathing modes (Blaes et al. 2006).

## 5 BLACK HOLE SPIN AND JET POWER

One of the big questions in understanding accretion flows is how the jet is powered, whether it predominantly taps the gravitational potential or whether it predominantly taps the spin energy plausibly via the Blandford-Znajek mechanism. The possibility of spin powered jets has given rise to persistent speculation in the literature that relativistic jets require a maximally spinning black hole. GRS 1915+105 is the most powerful X-ray binary jet source in our Galaxy, so is a key object for testing models of jet formation. Our fits to the disc dominated spectra from this source clearly show that the spin is *not* maximal, though it is substantial ( $a = 0.7$ – $0.8$  for any reasonable distance estimate). The same technique (simultaneous fitting of a series of disc dominated spectra at differing luminosities) gives non-maximal spins ( $a = 0.1$ – $0.8$ ) for four other Galactic black holes (Davis et al. 2006; Shafee et al. 2005). These objects also show radio jets, sometimes with superluminal motion, so it is clear that these results imply that powerful jets *do not require* maximally spinning black holes.

The next question is whether spin is needed *at all* in producing a jet i.e. whether the jet can be purely powered by gravity. Observationally it is clear that the jet power scales

with accretion rate (Gallo, Fender & Pooley 2003). Since the Galactic black holes are more or less consistent with the same ratio of radio to X-ray power (which traces the jet to accretion power) at a given  $L/L_{\text{Edd}}$ , then either the ratio of jet to accretion power does not depend on spin or all these black holes have a very similar spin. The spins derived from disc fitting show a range of spins of  $a = 0.1 - 0.8$ , so require that the jet scales more or less with the accretion power i.e. is predominantly powered by gravity alone.

This is backed up by numerical simulations of the jet/accretion flow using self-consistent, magnetically generated stresses. These show a jet even in Schwarzschild simulations so it is clear that gravity alone can power a jet even with zero spin. However, these studies also show the jet efficiency increases strongly with spin (Hawley & Krolik 2006; McKinney 2005). To some extent this is not surprising even if jets are entirely powered by gravity as the gravitational field itself is dependent on spin. This is most easily seen in the thin disc approximation, where the last stable orbit changes from  $6 - 1.23R_g$  as the spin increases from zero to maximal, with corresponding increase in accretion efficiency for a stress free inner boundary condition from  $0.057 - 0.33$ . The situation for a geometrically thick accretion flow is somewhat different, especially one where the magnetic field can connect the disc to the plunging region, leading to a non-zero stress on the inner disc. Hawley & Krolik (2006) show that the accretion efficiency in their simulations increases from  $0.002 - 0.41$  as  $a = 0 - 0.998$ . The jet efficiency also increases dramatically over this range in spin, but the *ratio* of jet to accretion efficiency i.e. the added value of the spin to the jet emission changes much less dramatically, increasing by only a factor 5 over the range  $a = 0 - 0.998$  (Hawley & Krolik 2006). Thus it seems from the simulations that jets do not *require* spin, and that most of the increase in jet power with spin can be explained by the increase in gravitational energy which is available, but that there is a small part of the increase in jet power over and above the increase in accretion efficiency which represents the maximum pure spin contribution to the jet power. Thus both the simulations and the observations imply that jets are predominately gravity powered by the accretion flow rather than spin powered as in the classic Blandford-Znajek process.

The moderate spins derived from the disc spectra (as opposed to the near maximal spins derived from the HF QPOs: Török et al. 2005) also match with the theoretical predictions for the birth spin distribution of black holes, as the pre-supernovae core before stellar collapse is slowly rotating, and spin up from captured fallback of material is countered by angular momentum loss in gravitational waves during the formation process (see e.g. the review by Gammie, Shapiro & McKinney 2004). Spin-up through accretion during the lifetime of the binary is limited in most systems as the companion mass is generally smaller than the black hole mass (King & Kolb 1999).

## 6 CONCLUSIONS

We search the *RXTE* database of spectra from GRS 1915+105 to find the rare disc dominated states. These can only be found at the shortest PCA (Standard 2

data) timescales of 16-s, as such spectra are seen only during the unique limit cycle variability of this source. We fit these with the best current models of the accretion disc spectrum, which include full radiative transfer through a solar abundance atmosphere as well as the full relativistic dissipation (with stress free inner boundary condition) and ray tracing to incorporate the relativistic effects on propagation of the emission (Davis et al. 2005; Davis & Hubeny 2006). This gives the spin of the black hole as  $a \sim 0.7$ , assuming the best current estimate for distance and binary system parameters. This, together with spins determined using this method for other galactic black holes gives a distribution of  $a \sim 0.1 - 0.8$  i.e. low-to-moderate spin. Moderate (as opposed to maximal) spins are consistent with theoretical expectations of the spin distribution of galactic black holes, and with the jet properties, but conflicts with the high-to-maximal spin inferred (often for the same objects) from the broad iron line profile and parametric vertical-radial epicyclic resonance interpretation of the HF QPOs. While the broad line profile may be distorted by highly ionized absorption lines (Done & Gierliński 2005), the discrepancy between the spins derived from disc spectra and those derived from the vertical-radial epicyclic resonance interpretation of the HF QPO appears robust. Given the apparent simplicity of the accretion disc behaviour, it seems most likely that the HF QPO should instead be associated with another resonance in the disc, plausibly the vertical-breathing resonance identified by Blaes et al. (2006).

## ACKNOWLEDGEMENTS

We thank Jean-Pierre Lasota and Steve Balbus for useful discussions on the difference between spin and gravity powered jets.

## REFERENCES

- Anders E., Ebihara M., *Geochimica et Cosmochimica Acta*, 1982, 46, 2362
- Belloni T., Mendez M., King A. R., van der Klis M., van Paradijs J., 1997, *ApJ*, 488, L109
- Belloni T., Klein-Wolt M., Méndez M., van der Klis M., van Paradijs J., 2000, *A&A*, 355, 271
- Blandford R. D., Znajek R. L., 1977, *MNRAS*, 179, 433
- Blaes O.M., Arras P., Fragile P.C., 2006, *MNRAS*, arXiv pre-prints astro-ph/0601379
- Cui W., Zhang S. N., Chen W., 1998, *ApJ*, 492, L53
- Davis S. W., Blaes O. M., Hubeny I., Turner N. J., 2005, *ApJ*, 621, 372
- Davis S. W., Hubeny I., 2006, *ApJ*, submitted
- Davis S. W., Done C., Blaes O., *ApJ*, submitted
- Done C., Gierliński M., 2003, *MNRAS*, 342, 1041
- Done C., Gierliński M., 2005, *MNRAS*, 364, 208
- Done C., Wardziński G., Gierliński M., 2004, *MNRAS*, 349, 393
- Ebisawa K., Mitsuda K., Hanawa T., 1991, *ApJ*, 367, 213
- Ebisawa K., Ueda Y., Done C., 1993, *AAS*, 25, 1381
- Fabian A. C., Iwasawa K., Reynolds C. S., Young A. J., 2000, *PASP*, 112, 1145
- Fender R. P., Belloni T. M., Gallo E., 2004, *MNRAS*, 355, 1105
- Gallo E., Fender R. P., Pooley G. G., 2003, *MNRAS*, 344, 60
- Gammie C. F., Shapiro S. L., McKinney J. C., 2004, *ApJ*, 602, 312
- Gierliński M., Done C., 2004, *MNRAS*, 347, 885

- Gierliński M., Maciolek-Niedźwiecki A., Ebisawa K., 2001, MNRAS, 325, 1253
- Hawley J.F., Krolik, J.H., 2006, ApJ, arXiv pre-prints astro-ph/051222
- King A. R., Kolb U., 1999, MNRAS, 305, 654
- Kluźniak W., Abramowicz, 2002, astro-ph/0203314
- Kotani T., Ebisawa K., Dotani T., Inoue H., Nagase F., Tanaka Y., Ueda Y., 2000, ApJ, 539, 413
- Kubota A., Done C., 2004, MNRAS, 353, 980
- Kubota A., Makishima K., 2004, ApJ, 601, 428
- Kubota A., Makishima K., Ebisawa K., 2001, ApJ, 560, L147
- Lee J. C., Reynolds C. S., Remillard R., Schulz N. S., Blackman E. G., Fabian A. C., 2002, ApJ, 567, 1102
- Li L.-X., Zimmerman E. R., Narayan R., McClintock J. E., 2005, ApJS, 157, 335
- Martocchia A., Matt G., Karas V., Belloni T., Feroci M., 2002, A&A, 387, 215
- Martocchia A., Matt G., Karas V., Belloni T., Feroci M., 2004, NuPhS, 132, 404
- Martocchia A., Matt G., Belloni T., Feroci M., Karas V., Ponti G., 2006, A&A, arXiv pre-prints astro-ph/0510651
- McKinney J. C., 2005, ApJ, 630, L5
- Merloni A., Fabian A. C., Ross R. R., 2000, MNRAS, 313, 193
- Merloni A., Vietri M., Stella L., Bini D., 1999, MNRAS, 304, 155
- Migliari S., Belloni T., 2003, A&A, 404, 283
- Mitsuda K., et al., 1984, PASJ, 36, 741
- Moderski R., Sikora M., Lasota J.-P., 1998, MNRAS, 301, 142
- Muno M. P., Morgan E. H., Remillard R. A., 1999, ApJ, 527, 321
- Rodríguez L. F., Mirabel I. F., 1999, ApJ, 511, 398
- Ross R. R., Fabian A. C., Young A. J., 1999, MNRAS, 306, 461
- Shafee R., McClintock J. E., Narayan R., Davis S. W., Li L.-X., Remillard R. A., 2006, ApJ, 636, L113
- Shakura N. I., Sunyaev R. A., 1973, A&A, 24, 337
- Shimura T., Takahara F., 1995, ApJ, 445, 780
- Sobolewska M. A., Życki P. T., 2003, A&A, 400, 553
- Stella L., Vietri M., 1999, PhRvL, 82, 17
- Török G., Abramowicz M. A., Kluźniak W., Stuchlík Z., 2005, A&A, 436, 1
- Zdziarski A. A., Gierliński M., Rao A. R., Vadawale S. V., Mikołajewska J., 2005, MNRAS, 360, 825
- Zdziarski A. A., Johnson W. N., Magdziarz P., 1996, MNRAS, 283, 193
- Zhang S. N., Cui W., Chen W., 1997, ApJ, 482, L155