

Observational constraints on the acceleration of the Universe

Yungui Gong*

College of Electronic Engineering, Chongqing University of

Posts and Telecommunications, Chongqing 400065, China and

CASPER, Physics Department, Baylor University, Waco, TX 76798, USA

Anzhong Wang†

CASPER, Physics Department, Baylor University, Waco, TX 76798, USA

Abstract

We first parameterize the deceleration parameter to discuss its behavior. The advantage of this parametrization is that we do not need to assume any underlying theory of gravity. By fitting the model to the 157 gold sample supernova Ia data, we find strong evidence that the Universe is currently accelerating and it accelerated in the past. By fitting the model to the 115 nearby and Supernova Legacy Survey supernova Ia data, the evidence that the Universe is currently accelerating is weak and there is strong evidence that the Universe once accelerated in the past. We then use a dark energy parametrization to discuss the problem again. If we fit the model to the supernova Ia data alone, we find weak evidence that the Universe is accelerating and the current matter density is higher than that measured from other experiments. Therefore we add the Sloan Digital Sky Survey data to constrain the dark energy model. The behavior of the deceleration parameter is almost the same as that obtained from parameterizing the deceleration parameter.

PACS numbers: 98.80.Es, 98.80.Cq

*Electronic address: gongyg@cqupt.edu.cn

†Electronic address: anzhong.wang@baylor.edu

I. INTRODUCTION

The supernova (SN) Ia data support an apparent acceleration of the Universe [1, 2, 3]. Since the discovery of the apparent acceleration in 1998, many efforts have been made to explain this acceleration. An energy component which has negative pressure and contributes about 2/3 of the critical density to the total matter density of the Universe, widely referred as dark energy, was invoked to explain the apparent acceleration of the Universe. While the cosmological constant is the simplest candidate of the dark energy model and consistent with current observations, a wide variety of dynamical dark energy models were also proposed. The problem of cosmological constant is that we do not know how to calculate the value of the cosmological constant so that it is consistent with the observations. This problem is the so called cosmological constant problem and perhaps it poses the biggest challenge to theoretical physicist. Although the dark energy problem has been widely studied for several years, the nature of dark energy is still a mystery to us. From the theoretical point of view, perhaps the lack of understanding of quantum gravity is the main reason. To make progress in our understanding of dark energy, observational data can be used to study the nature of dark energy. In order to use the observational data without specifying a particular model, we need to assume some sorts of parametrization. In particular, for the study of the nature of dark energy, one usually parameterizes dark energy density or the equation of state parameter $w(z)$ of dark energy. The simplest parametrization of $w(z)$ is assuming it to be a constant. A simple extension is to use the linear expansion $w(z) = w_0 + w_1 z$. Recently, a simple two-parameter model $w(z) = w_0 + w_1 z / (1 + z)$ was extensively discussed [4, 5, 6, 7]. This model was later modified by Jassal, Bagla and Padmanabhan as $w(z) = w_0 + w_1 z / (1 + z)^2$ [8]. To further expand $w(z)$, we can parameterize $w(z)$ as the power law expansion $w(z) = \sum_{i=0}^N w_i z^i$ [9, 10, 11, 12]. More complicated forms of $w(z)$ were also discussed in the literature [13, 14, 15, 16, 17]. Instead of parameterizing $w(z)$, we can also parameterize the dark energy density itself, like a simple power law expansion $\Omega(z) = \sum_{i=0}^N A_i z^i$ [18, 19, 20, 21, 22, 23] and the piecewise constant parametrization [24, 25, 26, 27]. In [13], Gong used the 157 gold sample of SN Ia data compiled in [28] to discuss some two-parameter representations of dark energy density and $w(z)$ in a spatially flat cosmology. It was found that the SN Ia data marginally favored a phantom-like dark energy model. It was also found that the transition redshift $z_T \sim 0.3$. In

[29], the authors used two one-parameter models $\omega = \omega_0/(1+z)$ and $\omega = \omega_0 e^{z/(1+z)}/(1+z)$ combined with the 157 SN Ia, the Sloan Digital Sky Survey (SDSS) [30] and the Wilkinson Microwave Anisotropy Probe (WMAP) data [31] to probe the geometry of the Universe and found that the Universe is almost spatially flat.

Recently Shapiro and Turner applied several simple parametrization of the deceleration parameter $q(t)$ combined with the 157 SN Ia data to study the property of $q(z)$ [32]. They found that there is little or no evidence that the Universe is presently accelerating and there is very strong evidence that the Universe once accelerated. The advantage of parameterizing $q(t)$ is that the conclusion does not depend on any particular gravitational theory. The disadvantage is that it will not give much direct information of the nature of dark energy. In this paper, we study the property of $q(z)$ by fitting the parametrization $q(z) = 1/2 + (q_1 z + q_2)/(1+z)^2$ to the 157 SN Ia data and the 115 nearby SN Ia and the Supernova Legacy Survey (SNLS) SN Ia data compiled in [33]. The SDSS and WMAP data were also combined with the SN Ia data in our analysis. We also used the parametrization $w(z) = w_0 + w_1 z/(1+z)^2$ to study the property of $q(z)$ and the nature of dark energy. This paper is organized as follows. In section II, we discuss the property of $q(z)$ by fitting the parametrization $q(z) = 1/2 + (q_1 z + q_2)/(1+z)^2$ to the SN Ia data. In section III, we fit the dark energy parametrization $w(z) = w_0 + w_1 z/(1+z)^2$ to the SN Ia data. In section IV, we conclude the paper with some discussion.

II. THE CURRENT ACCELERATION

From the definition of the Hubble constant $H(t) = \dot{a}/a$ and the deceleration parameter $q(t) = -\ddot{a}/(aH^2)$, we have

$$H(z) = H_0 \exp \left[\int_0^z [1 + q(u)] d \ln(1+u) \right], \quad (1)$$

where the subscript 0 means the current value of the variable. So if we are given a function of $q(z)$, then we can find the evolution of our Universe without applying any particular theory of gravity. Shapiro and Turner considered a simple three-epoch model [32]

$$q(z) = \begin{cases} q_0 & \text{for } z \leq z_t, \\ q_1 & \text{for } z_t < z < z_e = 0.3, \\ q_2 = 0.5 & \text{for } z \geq z_e = 0.3. \end{cases} \quad (2)$$

By using Eq. (1), for the simple three-epoch model we get

$$H(z) = \begin{cases} H_0(1+z)^{1+q_0} & \text{for } z \leq z_t, \\ H_0(1+z_t)^{1+q_0} \left(\frac{1+z}{1+z_t}\right)^{1+q_1} & \text{for } z_t < z < z_e, \\ H_0(1+z_t)^{1+q_0} \left(\frac{1+z_e}{1+z_t}\right)^{1+q_1} \left(\frac{1+z}{1+z_e}\right)^{1+q_2} & \text{for } z \geq z_e. \end{cases} \quad (3)$$

The parameters in the model are determined by minimizing

$$\chi^2 = \sum_i \frac{[\mu_{obs}(z_i) - \mu(z_i)]^2}{\sigma_i^2}, \quad (4)$$

where the extinction-corrected distance modulus $\mu(z) = 5 \log_{10}[d_L(z)/\text{Mpc}] + 25$, σ_i is the total uncertainty in the SN Ia data, and the luminosity distance is

$$d_L(z) = (1+z) \int_0^z \frac{dz'}{H(z')}. \quad (5)$$

Shapiro and Turner found that a long epoch of deceleration is consistent with the 157 gold sample SN Ia data at the 10% level, and they concluded that there is little or no evidence that the Universe is presently accelerating. Although this model is very simple, the functions $q(z)$ and $H(z)$ take different forms at different epochs. Especially, q is not continuous. Because the current SN Ia data is still sparse and the decomposition to only three redshift bins is not a good representation, and the conclusion derived from the model may not be robust. Now we would like to use the 115 nearby SN Ia and the SNLS SN Ia data compiled in [33]. In this data set, there is no SN Ia with redshift $0.101 < z < 0.249$. Therefore it is not a good idea to fit the simple three-epoch model to the 115 SN Ia data, so we proposed a simple two-parameter function

$$q(z) = \frac{1}{2} + \frac{q_1 z + q_2}{(1+z)^2}, \quad (6)$$

to fit the 115 SN Ia data. Note that $q(z) \rightarrow 1/2$ when $z \gg 1$ and $q_0 = 1/2 + q_2$. The behavior of $q(z)$ in this parametrization is quite general except that $q(z) \rightarrow 1/2$ when $z \gg 1$ which is consistent with observations. If $q_1 > 0$ and $q_2 > 0$, then there is not acceleration at all. It is also possible that the Universe has been accelerating since some time in the past. If $q_1 < 0$ and $q_2 > -1/2$, then it is possible that the Universe is decelerating and has past acceleration and deceleration. In other words, this model may have the same behavior as the simple three-epoch model. The values of q_1 and q_2 and the behavior of $q(z)$ can be obtained by fitting the model to the observational data. Substitute Eq. (6) into Eq. (1), we

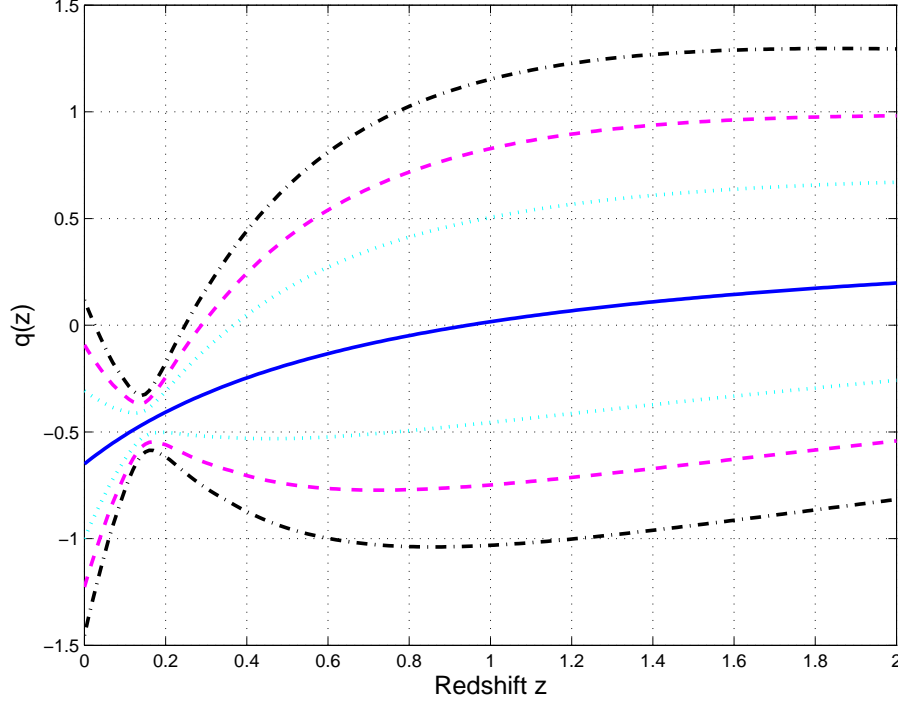


FIG. 1: The evolution of $q(z) = 1/2 + (q_1 z + q_2)/(1+z)^2$ by fitting it to the 115 SN Ia data. The solid line is drawn by using the best fit parameters. The dotted lines show the 1σ error, the dashed lines show the 2σ error and the dotted dash lines show the 3σ error.

get

$$H(z) = H_0(1+z)^{3/2} \exp \left[\frac{q_2}{2} + \frac{q_1 z^2 - q_2}{2(1+z)^2} \right]. \quad (7)$$

Fitting the model to the 115 SN Ia data, we get $\chi^2 = 113.65$, $q_1 = -0.8^{+2.3}_{-2.2}$ and $q_2 = -1.15^{+0.34}_{-0.35}$, here the given error is the 1σ error. By using the best fitting results, we plot the evolution of $q(z)$ in Fig. 1. From Fig. 1, we see that $q_0 < 0$ contains over 96% of the probability. At the 3σ level, it is possible that $q_0 > 0$. So it is possible that the Universe is decelerating now although the evidence is not strong. It seems that we have strong evidence that the Universe had acceleration in the recent past. However, the redshift range is around 0.2 which is in the same range that there is no SN Ia data. To make a more solid conclusion, we also fit the model to the 157 gold sample SN Ia data and found that $\chi^2 = 174.07$, $q_1 = 1.85^{+2.23}_{-2.11}$ and $q_2 = -1.59^{+0.45}_{-0.46}$. We plot the evolution of $q(z)$ by using the fitting results in Fig. 2.

From Fig. 2, we see that $q(z) < 0$ for $0 \leq z \lesssim 0.2$ contains over 99.7% of the probability. This result suggests that there are strong evidence that the Universe is accelerating and the

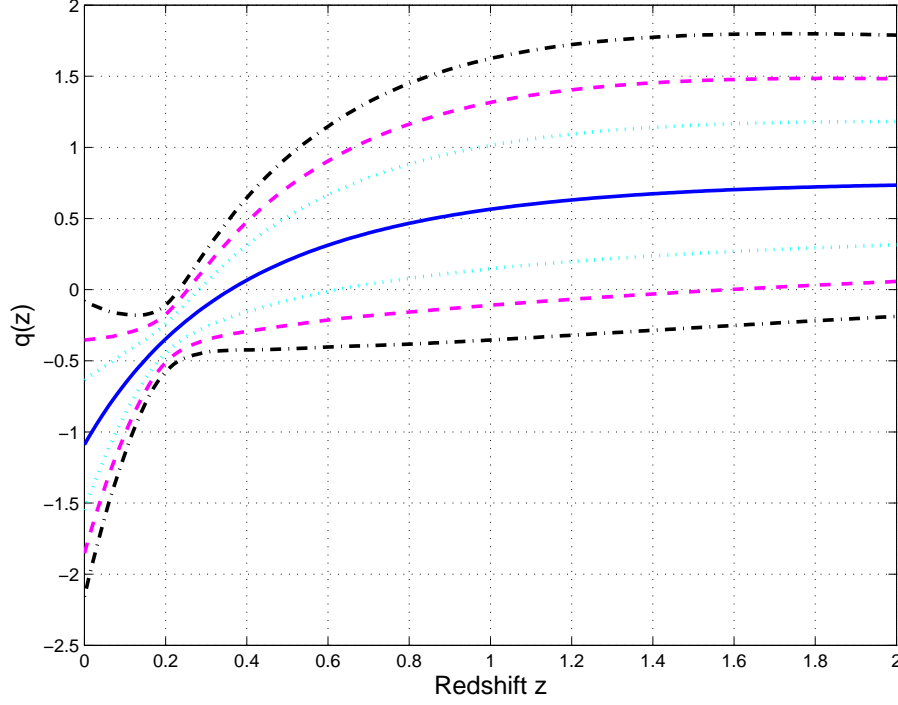


FIG. 2: The evolution of $q(z) = 1/2 + (q_1 z + q_2)/(1+z)^2$ by fitting it to the 157 gold sample SN Ia data. The solid line is drawn by using the best fit parameters. The dotted lines show the 1σ error, the dashed lines show the 2σ error and the dotted dash lines show the 3σ error.

Universe once accelerated.

III. DARK ENERGY PARAMETRIZATION

Although the above simple model fits the data well, but it is hard to connect it with the property of dark energy. In order to make connection with dark energy, we apply Einstein's general relativity and work the problem in the usual way. We work on the dark energy parametrization

$$w(z) = w_0 + \frac{w_1 z}{(1+z)^2}, \quad (8)$$

because w_0 may be positive and $w(z) \rightarrow w_0$ when $z \gg 1$. The dimensionless dark energy density is

$$\Omega_{DE}(z) = \Omega_{DE0}(1+z)^{3(1+w_0)} \exp \left[\frac{3w_1 z^2}{2(1+z)^2} \right]. \quad (9)$$

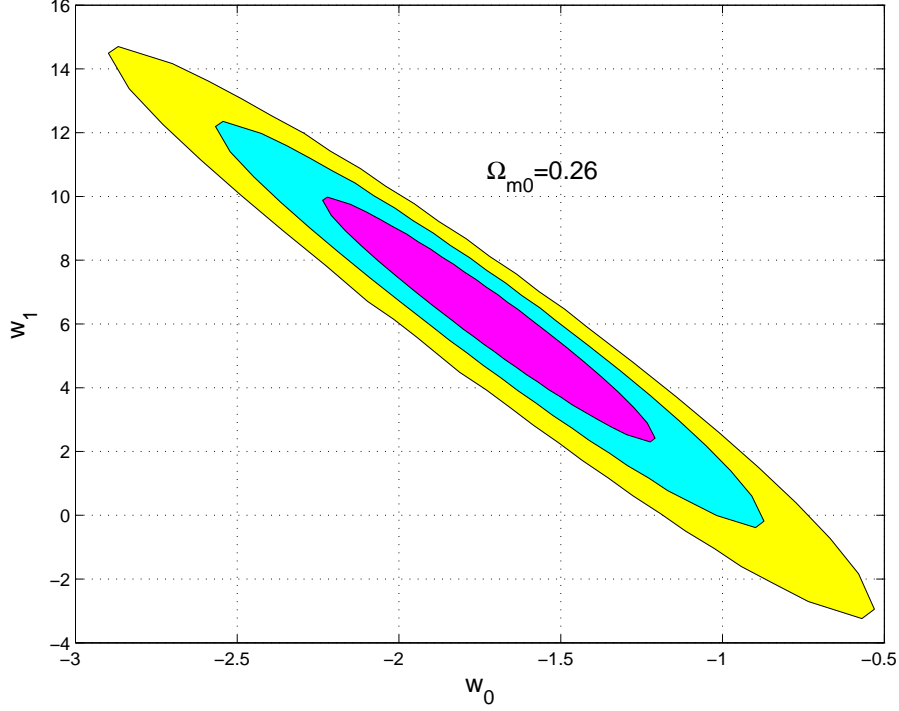


FIG. 3: The 1σ , 2σ and 3σ contour plots of w_0 and w_1 for the parametrization $w(z) = w_0 + \frac{w_1 z}{(1+z)^2}$. The model is fitted to the combined 157 gold sample SN Ia and SDSS data.

Therefore, we get

$$q(z) = \frac{\Omega_{m0} + (1 - \Omega_{m0})(1+z)^{3w_0} [1 + 3w_0 + 3w_1 z / (1+z)^2] \exp[3w_1 z^2 / 2(1+z)^2]}{2[\Omega_{m0} + (1 - \Omega_{m0})(1+z)^{3w_0} \exp[3w_1 z^2 / 2(1+z)^2]]}. \quad (10)$$

So $q_0 = (\Omega_{m0} + (1 - \Omega_{m0})(1 + 3w_0))/2$. When $w_0 = 0$, we get $q_0 = 0.5 > 0$. When $w_0 = -0.4$, we can get $q_0 > 0$ for reasonable value of Ω_{m0} . The model was used to fit the combined 157 gold sample SN Ia, the SDSS and the WMAP data in [29]. Unfortunately, there was a sign mistake in w_a in the results. We fit the model again to the combined 157 gold sample SN Ia and SDSS data and we find that $\chi^2 = 172.84$, $\Omega_{m0} = 0.26^{+0.05}_{-0.04}$, $w_0 = -1.72^{+0.72}_{-0.66}$ and $w_1 = 6.23^{+4.87}_{-5.72}$. By fixing Ω_{m0} at its best fitting value $\Omega_{m0} = 0.26$, we find the 1σ , 2σ and 3σ contours of w_0 and w_1 . The contours are shown in Fig. 3. Combining the contour data in Fig. 3 with Eq. (10), we plot the evolution of $q(z)$ in Fig. 4. From Fig. 4, it is evident that $q(z) < 0$ for $0 \leq z \lesssim 0.2$ contains over 99.7% of the probability.

Now let us fit the model to the 115 SN Ia data alone, we get the best fitting values $\chi^2 = 113.36$, $\Omega_{m0} = 0.39^{+0.14}_{-0.39}$, $w_0 = -0.97^{+1.31}_{-1.00}$ and $w_1 = -4.4^{+9.1}_{-28.5}$. So $w_0 = 0$ is within the 1σ error of the best fitting result, which means that for the fitting to the 115 SN Ia data alone, it is possible that the Universe is experiencing deceleration now. If we fit the model to

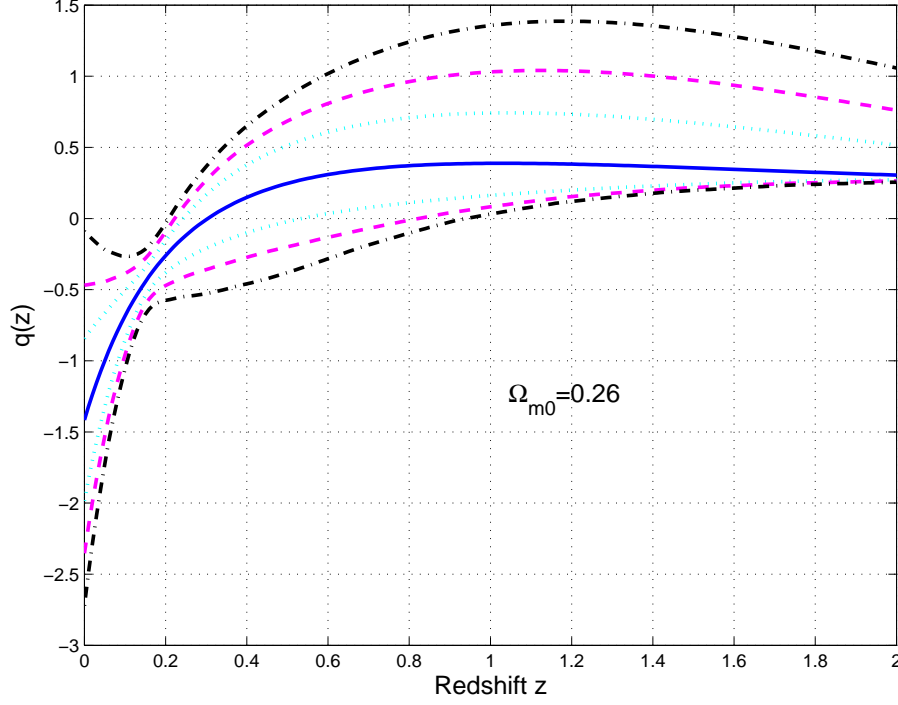


FIG. 4: The evolution of $q(z)$ by fitting the model $w(z) = w_0 + w_1 z / (1 + z)^2$ to the combined 157 gold sample SN Ia and SDSS data. The solid line is drawn by using the best fit parameters. The dotted lines show the 1σ error, the dashed lines show the 2σ error and the dotted dash lines show the 3σ error.

the 157 gold sample SN Ia data alone, the result remains the same. In fact, if we set $w_0 = 0$ and fit the 115 SN Ia data, we get the best fitting values $\chi^2 = 115.53$, $\Omega_{m0} = 0.46^{+0.07}_{-0.09}$ and $w_1 = -21.9^{+7.9}_{-15.9}$. The result is consistent with the result of setting w_0 free. Note that the best fitting value of Ω_{m0} is higher than that obtained from other observations. To fix this problem, we add the SDSS data to the SN Ia data. So we add the term $(A - 0.469)^2 / 0.017^2$ to Eq. (4). The parameter $A = 0.469 \pm 0.017$ measured from the SDSS data is defined as

$$A = \frac{H_0 \sqrt{\Omega_{m0}}}{0.35} \left[\frac{0.35}{H(0.35)} \left(\int_0^{0.35} \frac{dz}{H(z)} \right)^2 \right]^{1/3}. \quad (11)$$

The best fitting results to the combined 115 SN Ia and SDSS data for the model (8) are $\chi^2 = 113.55$, $\Omega_{m0} = 0.27 \pm 0.04$, $w_0 = -0.99^{+0.58}_{-0.54}$ and $w_1 = -0.30^{+5.11}_{-5.95}$. The 1σ , 2σ and 3σ contour plots of w_0 and w_1 are shown in Fig. 5. Combining the contour data in Fig. 5 with Eq. (10), we plot the evolution of $q(z)$ in Fig. 6. From Fig. 6, we see that the evidence that $q_0 < 0$ is weak and there is strong evidence that the Universe once accelerated. Of course,

TABLE I: Summary of the best fit parameters to the combined SN Ia and SDSS data.

Ω_{m0}	w_0	w_1	q_0	χ^2
0.27 ± 0.04	$-0.99^{+0.58}_{-0.54}$	$-0.30^{+5.11}_{-5.95}$	-0.58	113.55
0.28 ± 0.03	-0.4	$-6.2^{+1.0}_{-1.1}$	0.068	117.13
0.29 ± 0.03	0	$-10.4^{+1.1}_{-1.3}$	0.5	122.80

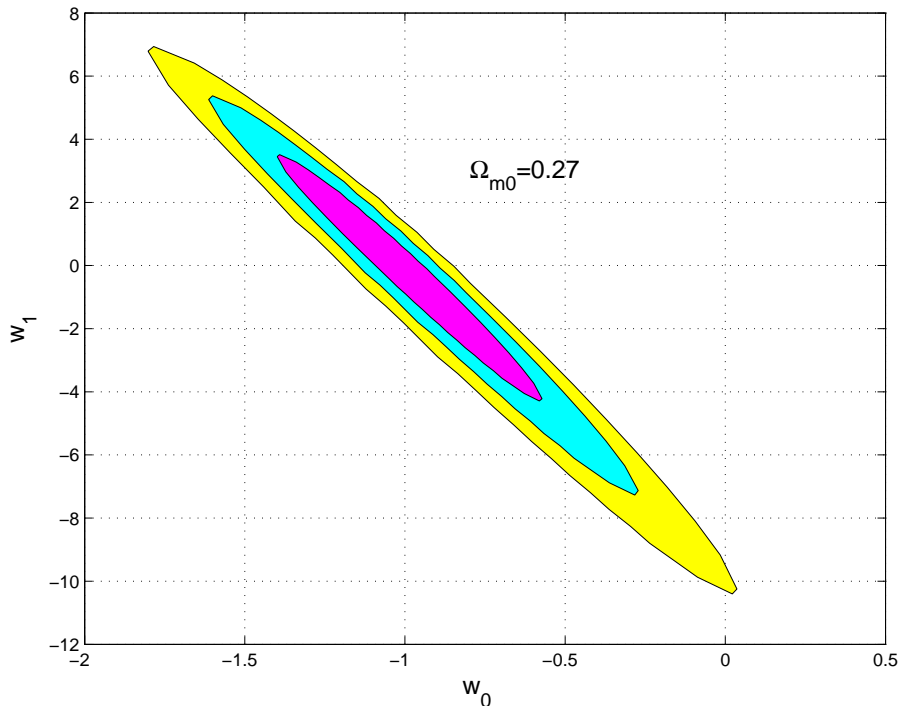


FIG. 5: The 1σ , 2σ and 3σ contour plots of w_0 and w_1 for the parametrization $w(z) = w_0 + \frac{w_1 z}{(1+z)^2}$. The model is fitted to the combined 115 SN Ia and SDSS data.

we may add the shift parameter derived from WMAP data to fit the model. By adding WMAP data, we found that the conclusion remains the same. From Fig. 5, we see that $w_0 = -0.4$ is within 2σ error and $w_0 = 0$ is within 3σ error. For $w_0 = -0.4$, we find the best fitting results are $\chi^2 = 117.13$, $\Omega_{m0} = 0.28 \pm 0.03$ and $w_1 = -6.2^{+1.0}_{-1.1}$. The 1σ , 2σ and 3σ contour plots of Ω_{m0} and w_1 are shown in Fig. 7. For $w_0 = 0$, we find the best fitting results are $\chi^2 = 122.80$, $\Omega_{m0} = 0.29 \pm 0.03$ and $w_1 = -10.4^{+1.1}_{-1.3}$. The 1σ , 2σ and 3σ contour plots of Ω_{m0} and w_1 are shown in Fig. 8. These results are also summarized in table 1.

In Fig. 9, we plot the relative magnitude for the three cases discussed above with respect

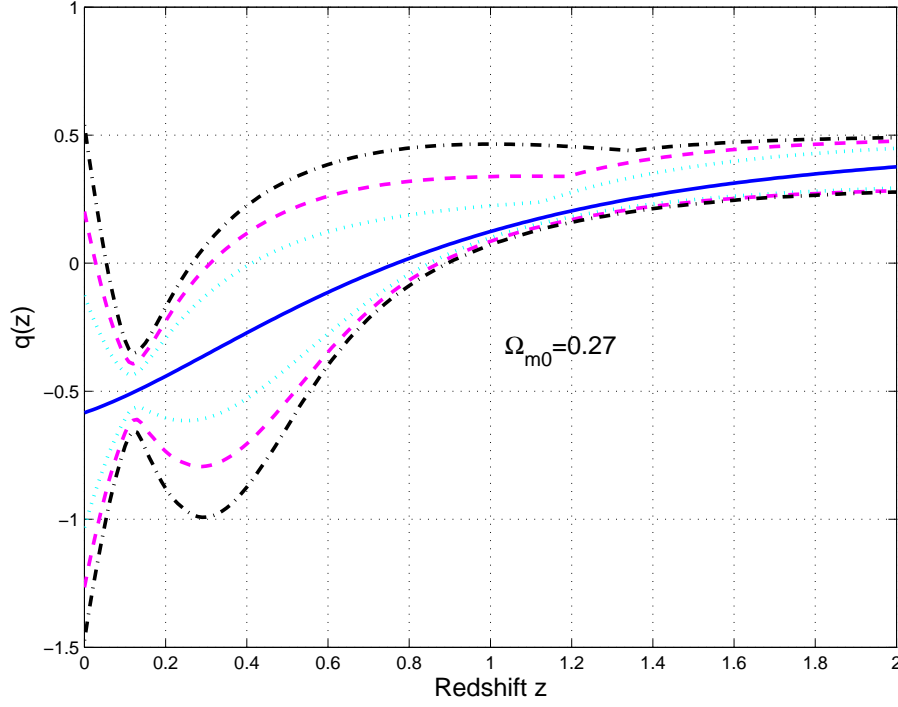


FIG. 6: The evolution of $q(z)$ by fitting the model $w(z) = w_0 + w_1 z / (1 + z)^2$ to the combined 115 SN Ia and SDSS data. The solid line is drawn by using the best fit parameters. The dotted lines show the 1σ error, the dashed lines show the 2σ error and the dotted dash lines show the 3σ error.

to the Λ CDM model with $\Omega_{m0} = 0.27$. The higher the redshift, the bigger the difference. While it is easier to distinguish the current deceleration models with the Λ CDM model with more accurate observational data, it is more difficult to distinguish the general dynamical dark energy model with the Λ CDM model.

IV. DISCUSSION

By fitting the parametrization $q(z) = 1/2 + (q_1 z + q_2) / (1 + z)^2$ to the 157 gold sample SN Ia data, we find that $q(z) < 0$ for $0 \leq z \lesssim 0.2$ within the uncertainty of 3σ level. If we fit the parametrization to the 115 nearby and SNLS SN Ia data, we find that $q_0 > 0$ at the 3σ level and strong evidence that the Universe once accelerated. Note that these conclusions do not depend on any particular theory of gravity. When we fit the dark energy parametrization $w(z) = w_0 + w_1 z / (1 + z)^2$ to the 157 gold sample SN Ia data or the 115 SN Ia data, we find that $q_0 > 0$ at the 1σ level and the best fitting $\Omega_{m0} \sim 0.4$ which is higher than that

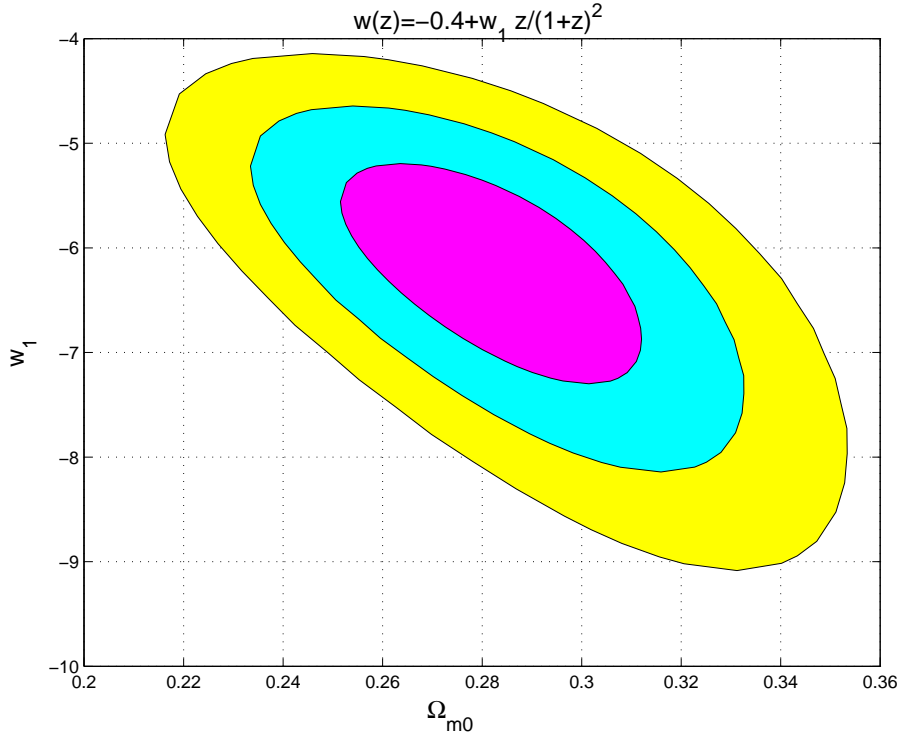


FIG. 7: The 1σ , 2σ and 3σ contour plots of Ω_{m0} and w_1 for the parametrization $w(z) = -0.4 + \frac{w_1 z}{(1+z)^2}$. The model is fitted to the combined 115 SN Ia and SDSS data.

determined by other observations. The dark energy parametrization is then fitted to the combined SN Ia and SDSS data. If we fit the dark energy model to the combined 157 gold sample SN Ia and SDSS data, we find that $q(z) < 0$ for $0 \leq z \lesssim 0.2$ contains over 99.7% of the probability. If we fit the dark energy model to the combined 115 SN Ia and SDSS data, we find that $q_0 > 0$ at the 2σ level and strong evidence that the Universe once accelerated. These results confirm the conclusion that there is strong evidence that the Universe once accelerated made in [32]. The situation about q_0 is subtle. It depends on the model and the data. If we fit the models to the 157 gold sample SN Ia data, we find strong evidence for $q_0 < 0$. But if the models are fitted to the 115 SN Ia data, the conclusion is different. For the dark energy model, the evidence for current deceleration looks promising if the model is fitted to the SN Ia data alone. The fitting also gives larger value for Ω_{m0} . When the SN Ia data is combined with the SDSS data for the dark energy model, we get reasonable value for Ω_{m0} and the sign of q_0 is uncertain.

In conclusion, we confirm that there is strong evidence that the Universe once accelerated.

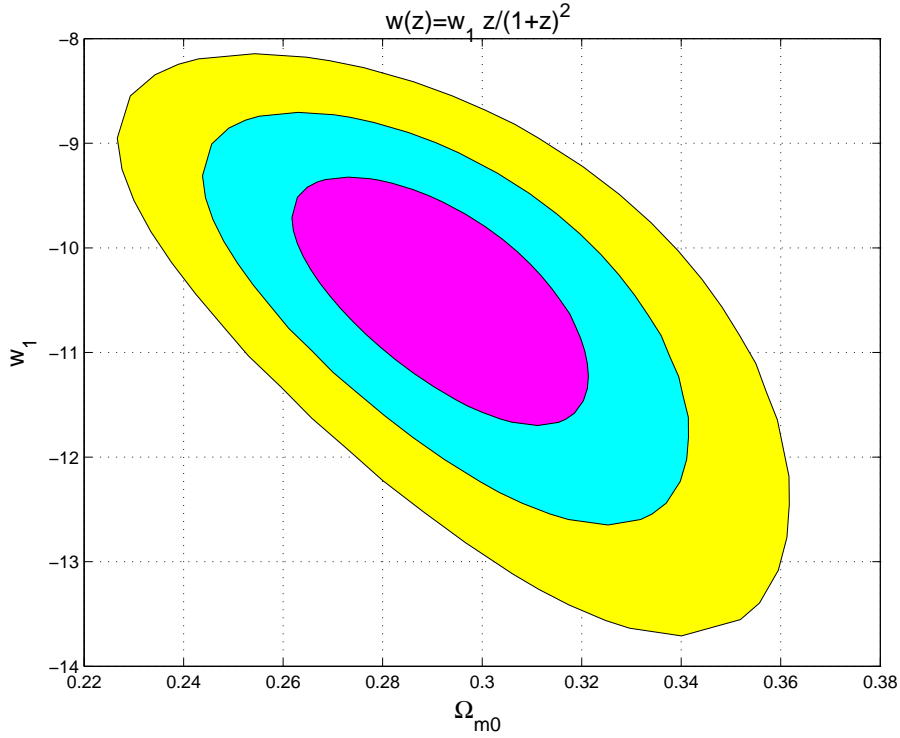


FIG. 8: The 1σ , 2σ and 3σ contour plots of Ω_{m0} and w_1 for the parametrization $w(z) = \frac{w_1 z}{(1+z)^2}$. The model is fitted to the combined 115 SN Ia and SDSS data.

The sign of q_0 depends on the model and observational data used.

Acknowledgments

Y. Gong is supported by Baylor University, NNSFC under grant No. 10447008 and 10575140, SRF for ROCS, State Education Ministry and CQUPT under grant No. A2004-05.

-
- [1] S. Perlmutter *et al.*, *Astrophys. J.* **517**, 565 (1999).
 - [2] P.M. Garnavich *et al.*, *Astrophys. J.* **493**, L53 (1998)
 - [3] A.G. Riess *et al.*, *Astron. J.* **116**, 1009 (1998).
 - [4] M. Chevallier and D. Polarski, *Int. J. Mod. Phys. D* **10**, 213 (2001).
 - [5] E.V. Linder, *Phys. Rev. Lett.* **90**, 91301 (2003).
 - [6] T.R. Choudhury and T. Padmanabhan, *Astron. Astrophys.* **429**, 807 (2005).

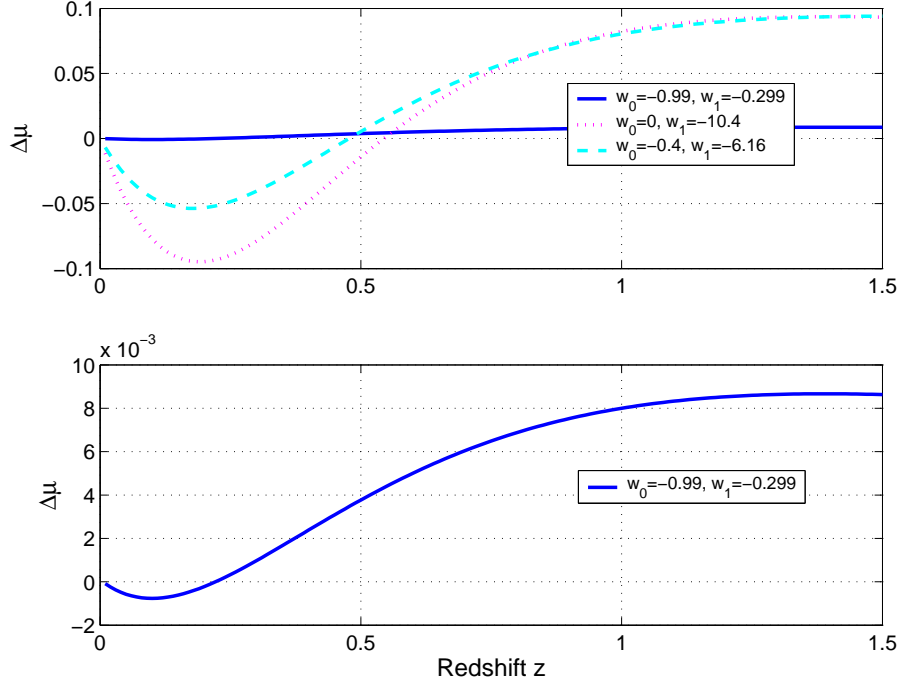


FIG. 9: The dependence of relative magnitude-redshift relation upon parameters w_0 and w_1 , relative to the Λ CDM model with $\Omega_{m0} = 0.27$. All parameters are the best fit values to the combined 115 SN and SDSS data. The bottom panel plots the curve $w_0 = -0.99$ and $w_1 = -0.299$ again so that the scale can be seen more clearly.

- [7] B. Feng, X.L. Wang and X.M. Zhang, Phys. Lett. B **607**, 35 (2005).
- [8] H.K. Jassal, J.S. Bagla and T. Padmanabhan, Mon. Not. Roy. Astron. Soc. **356**, L11 (2005).
- [9] J. Weller and A. Albrecht, Phys. Rev. Lett. **86**, 1939 (2001).
- [10] D. Huterer and M.S. Turner, Phys. Rev. D **64**, 123527 (2001).
- [11] J. Weller and A. Albrecht, Phys. Rev. D **65**, 103512 (2002).
- [12] P. Astier, Phys. Lett. B **500**, 8 (2001).
- [13] Y. Gong, Class. Quantum Grav. **22**, 2121 (2005).
- [14] G. Efstathiou, Mon. Not. Roy. Soc. **310**, 842 (1999)
- [15] B.F. Gerke and G. Efstathiou, Mon. Not. Roy. Soc. **335**, 33 (2002).
- [16] P.S. Corasaniti and E.J. Copeland, Phys. Rev. D **67**, 063521 (2003).
- [17] C. Wetterich, Phys. Lett. B **594**, 17 (2004).
- [18] U. Alam, V. Sahni, T.D. Saini and A.A. Starobinsky, Mon. Not. Roy. Astron. Soc. **354**, 275 (2004).

- [19] U. Alam, V. Sahni and A.A. Starobinsky, J. Cosmol. Astropart. Phys. JCAP **0406** (2004) 008.
- [20] R.A. Daly and S.G. Djorgovski, Astrophys. J. **597**, 9 (2003).
- [21] R.A. Daly and S.G. Djorgovski, Astrophys. J. **612**, 652 (2004).
- [22] Y. Gong, Int. J. Mod. Phys. D **14** (2005) 599.
- [23] J. Jönsson, A. Goobar, R. Amanullah and L. Bergström, J. Cosmol. Astropart. Phys., JCAP **0409** (2004) 007.
- [24] Y. Wang and P. Mukherjee, Astrophys. J. **606**, 654 (2004).
- [25] Y. Wang and M. Tegmark, Phys. Rev. Lett. **92**, 241302 (2004).
- [26] V.F. Cardone, A. Troisi and S. Capozziello, Phys. Rev. D **69**, 083517 (2004).
- [27] D. Huterer and A. Cooray, Phys. Rev. D **71**, 023506 (2005).
- [28] A.G. Riess *et al.*, Astrophys. J. **607**, 665 (2004).
- [29] Y. Gong and Y.Z. Zhang, Phys. Rev. D **72**, 043518 (2005).
- [30] D.J. Eisenstein *et al.*, astro-ph/0501171.
- [31] C.L. Bennett *et al.*, Astrophys. J. Supp. Ser. **148**, 1 (2003).
- [32] C.A. Shapiro and M.S. Turner, astro-ph/0512586.
- [33] P. Astier *et al.*, astro-ph/0510447.