

# Does the Fornax dwarf spheroidal have a central cusp or core?

Tobias Goerdt<sup>1,2</sup>, Ben Moore<sup>1</sup>, J. I. Read<sup>1</sup>, Joachim Stadel<sup>1</sup> and Marcel Zemp<sup>1,2</sup>

<sup>1</sup> Institute for Theoretical Physics, University of Zurich, Winterthurerstrasse 190, CH-8057 Zurich, Switzerland

<sup>2</sup> Institute of Astronomy, ETH Zurich, ETH Honggerberg HPF D 6, CH-8093 Zurich, Switzerland

Draft version 24 May 2019

## ABSTRACT

The dark matter dominated Fornax dwarf spheroidal has  $\sim 100$  globular clusters orbiting at several hundred parsecs from its centre. In a cuspy CDM halo the globulars would sink to the centre from their current positions within half a billion years. We show that this sinking problem is even more severe when interactions between the globular clusters are taken into account. Even when two globulars start at initially very similar radii (within 100 pc of each other), but quite different orientations, the globulars arrive at one certain radius at very different times (separated by  $\sim 1$  Gyr). We show that a solution to these sinking problems is to adopt a cored dark matter halo. We use numerical simulations and analytic calculations to show that, under these conditions, the sinking time becomes many Hubble times; the globulars effectively stall at the dark matter core radius. We conclude that the Fornax dwarf spheroidal has a shallow inner density profile with a core radius defined by the observed positions of its globular clusters. If the phase space density of the core is primordial then it implies a warm dark matter particle with mass  $\sim 0.5$  keV, consistent with that required to significantly alleviate the substructure problem.

**Key words:** galaxies: star clusters | galaxies: dwarfs | methods: N-body simulations

## 1 INTRODUCTION

The Fornax dwarf spheroidal is a dark matter dominated satellite orbiting the Milky Way. Near the centre of this galaxy there are  $\sim 100$  globular clusters that are at a projected distance from the centre of  $\sim 250$  parsecs. These star clusters move within a dense background of dark matter and should therefore be affected by dynamical friction, causing them to lose energy and spiral to the centre of the galaxy. We will show later that the orbital decay timescale of these objects from their current positions is  $< 0.5$  Gyr, which is much shorter than the age of the host galaxy, presenting us with the puzzle of why these  $\sim 100$  globulars have not merged together at the centre forming a single nucleus (Tremaine, Ostriker & Spitzer 1975; Tremaine 1976; Hernandez & Gilmore 1998).

Several groups have studied the origin of nuclei in galaxies: e.g. Lotz et al. (2001) carried out Monte Carlo simulations, which show that some, but not all, of the nuclei of dwarf elliptical galaxies could indeed have formed through coalescence of their globular clusters. Additionally they observed several dE galaxies and found out that within the in-

ner few scale lengths, their sample appeared to be depleted of bright clusters. Oh and Lin (2000) used numerical simulations to show that in dwarf galaxies with relatively weak external tidal perturbations, dynamical friction can lead to significant orbital decay of globular clusters and the formation of compact nuclei within a Hubble timescale.

Oh, Lin and Richer (2000) gave two possible models for the observed spatial distribution of Fornax globulars. One possibility they proposed is that the dark matter consists of massive black holes which transfer energy to the globulars, preventing them from sinking to the centre of the galaxy. Another possibility they investigated was to postulate a strong tidal interaction between the Milky Way and Fornax which also could inject energy into their orbits and the central core of the dSph. This latter idea is probably ruled out due to the proper motion observations of Fornax (Dinescu et al. 2004) which suggest it is already at closest approach on an extended orbit which never takes it close to the Milky Way.

Here we investigate another possibility for the lack of a nucleus in Fornax, namely that the central dark matter distribution has a very shallow cusp or core which dramatically increases the dynamical friction sinking timescale. This would be inconsistent with dark haloes that form within the CDM cosmology which have cusps steeper than  $-1$  on all

<sup>2</sup> tgoerdt@physik.unizh.ch

mass scales from  $10^6 M_\odot$  to  $10^5 M_\odot$  (Dubinski & Carlberg 1991; Diemand et al. 2005).

Controversial evidence for cored mass distributions in dwarf spiral galaxies has been debated for over a decade (Moore 1994). The inner structure of spheroidal galaxies is harder to determine, however Kleyna et al. (2003) claimed that the second peak in the stellar number density in the nearby Ursa Minor dwarf spheroidal (UMidSph), is incompatible with cusped cold dark matter haloes. With their observations they show that this substructure has a cold kinematical signature and that its radial velocity with respect to its host galaxy is very small. Such a cold configuration could only survive intact if the stars orbited within a cored mass distribution where the orbital frequencies are all identical (harmonic potential) and phase mixing does not occur.

The stellar kinematical data for Fornax suggest that it is dark matter dominated with a mass to light ratio of order 20 within its optical extent. Due to the uncertainty on the orbital anisotropy, the mass distribution can only be weakly constrained – the data is consistent with either cusped or cored density distributions (Lokas 2002). However the normalisation (or mass within the central few hundred parsecs) is better constrained. In the centre (inner 200 pc) of a cored halo the mean density is approximately six times lower than in a cusped halo. Furthermore the velocity distribution function of the background particles is hotter than a cusped halo. These facts conspire to significantly increase the dynamical friction timescale in a cored mass distribution.

In this paper we construct cored and cuspy dark matter potentials and calculate orbital decay and sinking times using high resolution numerical simulations together with analytic calculations (Chandrasekhar 1943). The haloes are consistent with the kinematical data for Fornax. We follow circular and eccentric orbits of single and multiple globular clusters. Although many dynamical friction studies have been carried out before (White 1983; Hemquist & Weinberg 1989; Capuzzo-Dolotta & Vicari 2005), we are not aware of any studies within cores or at the resolution used in this paper. In section 2 we present the numerical methods we used, the analytical computation of the sinking times which are compared to our high resolution numerical simulations. In section 3 we discuss our results and draw our conclusions.

## 2 RESULTS

We carry out a series of self-consistent simulations to examine the orbital behaviour of massive particles moving within a dark matter or stellar background. We use the parallel multi-stepping N-body tree-code, pkdgrav2, developed by Joachim Stadel (Stadel 2001). We construct stable particle haloes using the techniques developed by Kazantzidis, Mgorrian & Moore (2004). These models have density distributions that are described by the  $\rho(r)$  law (Hemquist 1990):

$$\rho(r) = \frac{\rho_0}{1 + \frac{r}{r_s}} \quad (1)$$

For most of our simulations we used “NFW-like” haloes (Navarro, Frenk & White 1996; Moore et al. 1999b) with  $\rho_0 = 0.5 \{1.5, 3\}$  and  $\rho_s = 0.5 \{1.5 \text{ or } 3.0\}$  or cored haloes with  $\rho_0 = 0.5 \{1.5, 3.0\}$  and  $\rho_s = 0.0$ . In the former case we have  $\rho_0 =$

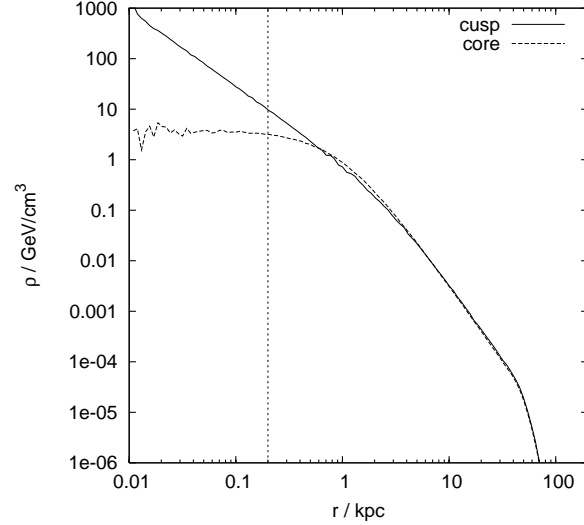


Figure 1. The initial radial density profiles for the two different haloes used in the simulations. The vertical line indicates the size of the core of the cored halo.

$0.22 \text{ GeV/cm}^3$  and  $r_s = 2.4 \text{ kpc}$ . The halo has a virial mass of  $2.0 \cdot 10^6 M_\odot$ . The concentration parameter is 15 but our results would not change with a lower concentration, since in either case we are within the asymptotic cusp part of the density profile.

We use a three shell model (Zemp et al. 2006);  $10^5$  particles for the innermost sphere with 100 pc radius,  $10^5$  particles for the shell between 100 and 500 pc and  $10^5$  particles for the rest of the halo. The softening lengths of the particles in these shells are 1, 10 and 100 pc respectively. The results were found not to be sensitive to these values. The particle masses are  $58 M_\odot$ ,  $569 M_\odot$  and  $3.2 \cdot 10^6 M_\odot$ . These models are stable in isolation but allow us to achieve very high resolution at the halo centre where we wish to follow the dynamical friction.

For the cored halo we have  $\rho_0 = 3.8 \text{ GeV/cm}^3$  and  $r_s = 0.91 \text{ kpc}$  (n.b. the radius at which the slope of the density profile is shallower than  $-0.1$  is approximately 200 pc which defines the constant density region in this model). This halo has a virial mass of  $2.0 \cdot 10^6 M_\odot$  and the concentration parameter is 40. Again, we use a three shell model that has  $10^5$  particles for the innermost sphere with 300 pc radius,  $10^5$  particles for the shell between 0.3 and 1.1 kpc and  $3 \cdot 10^6$  particles for the rest of the halo. The softening lengths of the particles in these shells are 3, 30 and 300 pc respectively. The particle masses are  $89 M_\odot$ ,  $1640 M_\odot$  and  $7572 M_\odot$ . The density profiles of these two haloes are shown in figure 1.

They agree fairly well with the constraints made by observations of Fornax (Lokas 2002; Walker et al. 2005). We did actually perform the same simulations and treatment as described in the following with the very haloes proposed by Lokas (2002) with the same results. We also repeated several of our simulations with haloes modelled with ten times as many particles than described above. These high resolution

runs show exactly the same features as the low resolution runs, but with less noise.

Where available, we will present the high resolution graphs in this paper. The globular clusters are modelled as single particles of mass  $M_{GC} = 2 \times 10^5 M_\odot$  with a softening of 10 pc. We do not expect our conclusions to change if we used a particle model for each globular since they are stable against tidal disruption within Fornax. We start the globulars outside the core, mostly on circular orbits and let them orbit, expecting them to spiral in to the centre of their respective host haloes due to dynamical friction. The distance from the centre of the host halo as a function of time,  $r(t)$ , can be computed using Chandrasekhar's dynamical friction formula (Binney & Tremaine 1987), which is given by:

$$F = -\frac{4 \ln(r) (r) G M_{GC}}{v_c^2(r)} \text{erf} \left( \frac{v_c(r)}{2} \right) - \frac{2v_c(r)}{2} e^{-\frac{v_c^2(r)}{2}}; \quad (2)$$

which gives the force acting on the massive particle crossing the halo. The density profile  $\rho(r)$  is given by our equation 1, and we assume that the velocity distribution is isotropic and Maxwellian at all radii. Of course this assumption does not hold, but is good enough for our purposes (Kazantzidis, Moogorrian & Moore 2004). We can then easily calculate the velocity dispersion using the Jeans equation:

$$\sigma^2(r) = \frac{1}{(r)} \int_r^{\infty} \frac{M(r')}{r'^2} dr'; \quad (3)$$

We need similar sinking times for eccentric orbits, therefore for brevity we show only the circular orbits in this paper and leave the detailed parameter space study for a future paper which explores the technical aspects of dynamical friction in structures with different density profiles. Additionally we assume, that  $M_{GC} \ll m_{par}$ . This is a little problematic in the case of the cuspy potential because the particles in the outermost shell have  $m_{par} = 3 \times 10^4 M_\odot$ . However, these particles rarely penetrate the innermost 0.5 kpc of the halo. In equation 2,  $\ln(r)$ , is the Coulomb logarithm:

$$\ln(r) = \frac{b_{max}^2(r)}{G M_{GC}}; \quad (4)$$

in this definition  $b_{max}$  is the largest impact parameter to be considered. This parameter is defined by one of the assumptions Chandrasekhar made while deriving the above dynamical friction formula: The intruder must be moving through a medium with constant density, therefore  $b_{max}$  is the greatest distance for which this is still valid. We keep  $b_{max}$  as a free parameter when fitting our analytic formulae to the simulations. We need for the cuspy haloes  $b_{max} = 0.25$  kpc and for the cored ones  $b_{max} = 1.0$  kpc. In this equation  $v_c(r)$  is the circular velocity at radius  $r$ . The force exerted by dynamical friction on the perturber is tangential with respect to its movement and thus causes the cluster to lose angular momentum per unit mass at a rate

$$\frac{dL}{dt} = \frac{F r}{M_{GC}} = -\frac{4 \ln(r) (r) G M_{GC} r}{v_c^2(r)} \text{erf} \left( \frac{v_c(r)}{2} \right) - \frac{2v_c(r)}{2} e^{-\frac{v_c^2(r)}{2}}; \quad (5)$$

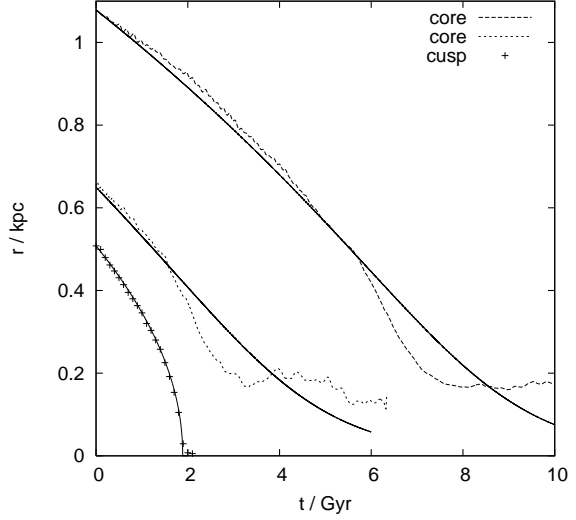


Figure 2. Radial distance of the single globular cluster from the centre of its host halo as a function of time. We start the calculations with the globular at different initial radii for clarity. Solid curves are the analytic estimates, dashed curves are from the numerical simulations.

Since the cluster continues to orbit at a speed  $v_c(r)$  as it spirals to the centre, its angular momentum per unit mass at radius  $r$  is at all times  $L = r v_c(r)$ . Substituting the time derivative of this expression into equation 5 we obtain

$$\frac{dr}{dt} = -\frac{4 \ln(r) (r) G M_{GC} r}{v_c^2(r) \frac{d(r v_c(r))}{dr}} \text{erf} \left( \frac{v_c(r)}{2} \right) - \frac{2v_c(r)}{2} e^{-\frac{v_c^2(r)}{2}}; \quad (6)$$

Substituting values for the initial radii we obtain the analytical curves drawn in Figure 2 plotted on top of the results from the numerical simulations.

For the cuspy potential the analytic calculation agrees very well with the numerical simulation. Haloes with a core give a poorer agreement. After an initial sinking rate that agrees well with the analytic expectation, the globulars sink faster as they approach twice the core radius, and then stop sinking at the core radius. The analytic formula predicts a continued, but slow infall to the centre. This resonance/scattering effect will be investigated in a more detailed paper (Read et al. 2006). We note, however, that it is not trivially due to the fact that the globular is of comparable mass to that enclosed by its orbit; the radius at which  $M(r) = M_{GC}$  is three times smaller than the core radius (see Figure 4).

## 2.1 Particle noise and halo centring

It is difficult to define the centre of the constant density core. The potential has a negative minimum, but N-body perturbations can have deeper potentials than the core itself. Thus defining the centre using the most bound particle gives a large error in determining the centre. We found that a shrinking spheres method can work, so long as one takes

the centre of mass of a sphere containing most of the core. If you continue to shrink the sphere based on a small number ( $< 10^4$ ) particles, then this also picks out the largest Poisson fluctuation in the core. The centre defined using  $10^5$  particles gives a robust estimate.

In our standard resolution simulations we use  $10^5$  particles in the high resolution region each of mass  $89 M_\odot$ . Simulating the entire halo at this resolution would require

$4 \times 10^6$  particles. However, as discussed above, Poisson noise can be substantial, even at this resolution. This may introduce spurious heating, preventing the globulars from sinking. We can investigate this by examining the orbit of the globular cluster. For a perfectly smooth spherical potential the orbit of the globular cluster would always remain in its initial orbital plane. Fluctuations from particle representation will cause deviations from this plane. Once the globular reaches the high density centre in the cases of the low resolution runs fluctuations in the orbital plane become very large (fluctuations in  $L_z/L_x \sim 15\%$ ) – the relaxation time is very short and acts to counter dynamical friction. We therefore carried out simulations with ten times as many particles. At this resolution the fluctuations are greatly reduced (fluctuations in  $L_z/L_x < 0.3\%$ ).

## 2.2 Multiple globular clusters

Finally we re-ran these simulations using five globulars to study the effect of having multiple sinking objects. Perhaps interactions between the globulars themselves may prevent them from sinking to the central cusp and merging. We distribute the globulars randomly with distances to the centre between 0.2 and 0.8 kpc. The clusters are again placed on circular orbits around the centre of their host halo and are evolved with pkdgrav2.

Interestingly, the clusters do not prevent one another from falling to the centre, but instead create a new problem. Figure 3 shows the infall as a function of time for the five globulars in the cuspy dark matter halo. Notice that not only do all of the clusters fall to the centre, but clusters which start out at very similar radii arrive  $\sim 1$  Gyr apart. If we wish to argue that Fomax has a central dark matter cusp, then not only are we required to tune the infall time, but also the initial phase space positions of the clusters. By contrast, for the case with a central dark matter core (see figure 4), although the globulars still arrive at different times due to interactions, they stall at the core radius; they do not sink to the centre even within 20 Gyrs.

The end state of this simulation closely resembles the situation in the Fomax dwarf spheroidal – all of the globular clusters orbit the host halo at more or less the same distance from the centre, which corresponds to the core radius. Thus the current positions of the globulars within Fomax define the core radius of the dark matter distribution.

Finally, one can see in figure 5 that for the case where there is a cusp and the globular clusters do spiral in, they displace the dark matter from the centre. Dark matter particles move out of the nucleus. The density of the dark matter in the centre drops by more than an order of magnitude. This process allows initially cusped density profiles to be transformed into nearly harmonic cores as the globulars fall in. For the case of the five globulars in the Fomax halo, the maximum initial central density slope for which this can

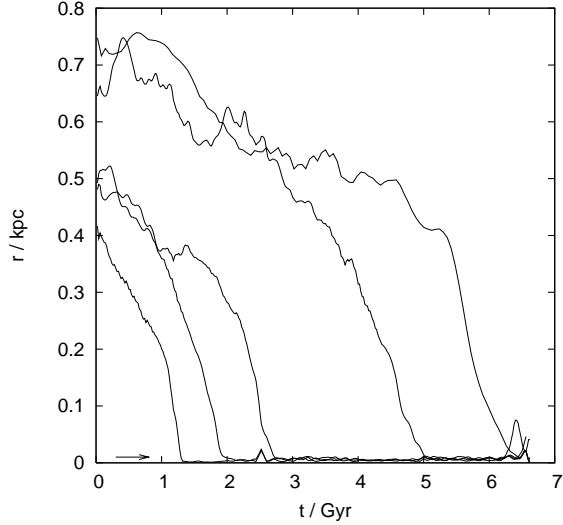


Figure 3. Radial distance of the five globular clusters from the centre of their host halo as function of time, as they orbit within a cusped density distribution. The arrow indicates the radius at which  $M_{GC} = M(r)$ .

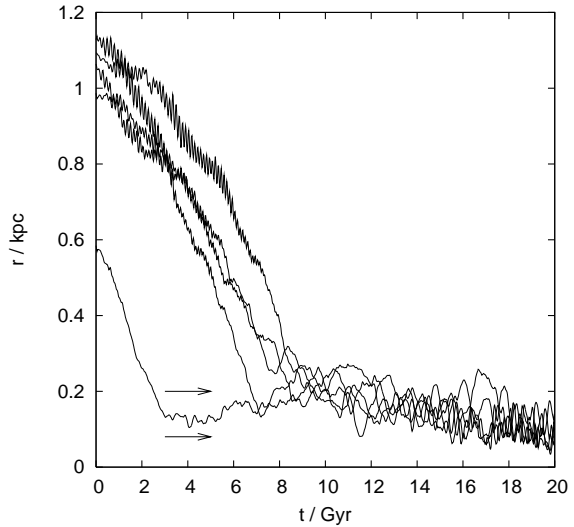


Figure 4. Radial distance of the five globular clusters from the centre of the host halo as function of time within the cored potential. The upper arrow indicates the size of the core and the lower arrow indicates the radius at which  $M_{GC} = M(r)$ .

occur is approximately 0.5. Thus in order for these data to be consistent with a CDM halo, the central cusp must have been modified and flattened to a slope shallower than this value. Exotic scenarios include infall and subsequent blow out of massive gas clouds or star clusters.

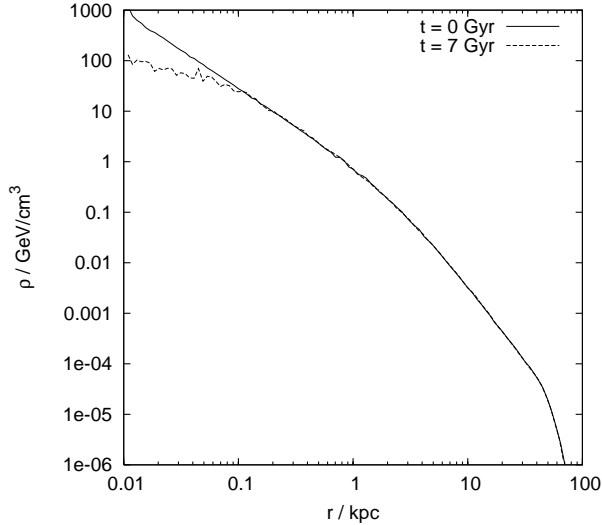


Figure 5. Radial density profile of the cusped dark matter halo. Only the dark matter is shown, the mass of the globular clusters is neglected. The initial conditions are compared with the state the system is in after the globulars have merged.

### 3 CONCLUSIONS

The Fornax dwarf spheroidal has five globular clusters orbiting at a projected radius of  $\sim 200$  pc from its centre. Using a cuspy CDM potential with central slope steeper than 0.5 and normalised to match the inferred properties from the kinematical data, we find that these globulars would all sink to the halo centre within 0.5 Gyrs. Furthermore, interactions between the globulars cause them to arrive at the centre at very different times ( $\sim 1$  Gyr apart), even when they start out at similar radii. It requires very special fine tuning of the initial phase space positions of the globulars to ensure that they all arrive together at  $\sim 200$  pc at the present epoch.

By contrast, we showed that if Fornax has a constant density central core then the dynamical friction time becomes arbitrarily long – the globulars stop sinking at the edge of the core, thus the present positions of the globulars indicates the core radius of the dark matter distribution. Since CDM uniquely predicts that all haloes are cusped, this suggests that the dark matter distribution within Fornax is not cold, but may be warm dark matter or some other candidate. Alternatively, the mass distribution has been modified through some exotic dynamical phenomenon such as rapid mass loss (Read & Gilmore 2005). If the phase space density of the core, measured as  $Q \sim 10^5 \text{ M pc}^3 (\text{km s}^{-1})^{-3}$  in our model, is primordial then it implies a warm dark matter particle of mass  $\sim 0.5 \text{ keV}$  (Hogan & Dalcanton 2000; Dalcanton & Hogan 2001). This is consistent with that required to largely solve the substructure problem (Moore et al. 1999a).

Although the dwarf spheroidals around the Milky Way do not contain prominent nuclei, about 30 percent of dwarf spheroidals (dE's) in clusters are nucleated. If these nuclei form by the merging of star clusters then we must conclude that these galaxies have cuspy mass distributions. This could be due to the fact that transformation to dE via galaxy ha-

ramment gives an exponential distribution of stars which usually dominate the central mass distribution. Therefore globulars could sink via friction against the stellar background. Most nucleated dE's are near the cluster centre where harassment is important which supports this idea.

Our numerical simulations show that the standard Chandrasekhar estimate of sinking timescales works well for cuspy cores but fails completely for cored mass distributions. In addition we showed that over  $10^6$  particles are required within the core region to suppress heating from particle noise (Weinberg 1998). This is particularly important in a cored mass distribution where the potential minimum is quite shallow. The fact that cored mass distributions do not give rise to dynamical friction is an important result. We believe that this is due to orbit-resonant scattering. This will be the subject of a forthcoming paper (Read et al. 2006).

We have shown that a natural solution to the timing problems for Fornax's globular clusters is a central dark matter core of size  $\sim 200$  pc. Does this present a challenge to CDM? If Fornax were a lone galaxy, then possibly not. However, it seems that Fornax is not alone in having a central density core. The Ursa Minor dSph, recently studied by Kleyna et al. (2003) appears to show similar indirect evidence for centrally cored dark matter on the scale of a few hundred parsecs. It seems that Fornax and Ursa Minor may be telling us something valuable about the nature of the ever-elusive dark matter.

### ACKNOWLEDGEMENTS

It is a pleasure to thank Tobias Huber for the fruitful discussions. Special thanks to Doug Potter for bringing to life the zBox2 supercomputer (<http://www.zbox2.org>) at the University of Zurich, on which all of the computations were performed.

### REFERENCES

- Binney J, Tremaine S, 1987, 'Galactic Dynamics', Princeton University Press
- Capuzzo-Dolcetta R, Viciari A, 2005, *MNRAS*, 356, 899
- Chandrasekhar S, 1943, *ApJ*, 97, 255
- Diem and J, Moore B, Stadel J, 2005, *Nature*, 433, 389
- Dalcanton J. J, Hogan C. J, 2001, *ApJ*, 561, 35
- Dinescu D. I, Keeney B. A, Majewski S. R, Girard T. M, 2004, *AJ*, 128, 687
- Dubinski J, Carlberg R. G, 1991, *ApJ*, 378, 496
- Hernandez X, Gilmore G, 1998, *MNRAS*, 297, 517
- Hemquist L, 1990, *ApJ*, 356, 359
- Hemquist L, Weinberg M. D, 1989, *MNRAS*, 238, 407
- Hogan C. J, Dalcanton J. J, 2000, *PhRvD*, 62, 3511
- Kazantzidis S, Agorri J, Moore B, 2004, *ApJ*, 601, 37
- King I. R, 1966, *AJ*, 71, 64
- Kleyna J. T, Wilkinson M. I, Gilmore G, Evans N. W, 2003, *ApJ*, 588, L21-L24, Erratum - *ibid.* 589 (2003) L59
- Lokas E. L, 2002, *MNRAS*, 333, 697
- Lotz J. M, Telford R, Ferguson H. C, Miller B. W, Stiavelli M, Mack J, 2001, *ApJ*, 552, 572
- Michie R. W, 1963, *MNRAS*, 125, 127
- Michie R. W, Bodenheimer P. H, 1963, *MNRAS*, 126, 269
- Moore B, Ghigna S, Governato F, Lake G, Quinn T, Stadel J, Tozzi P, 1999a, *ApJ*, 524, 19

Moore B, Quinn T, Governato F, Stadel J, Lake G, 1999b, *MNRAS*, 310, 1147  
 Moore B, 1994, *Nature*, 370, 629  
 Navarro J. F., Frenk C. S., White S. D. M., 1996, *ApJ*, 462, 563  
 O'K. S., Lin D. N. C., 2000, *ApJ*, 543, 620  
 O'K. S., Lin D. N. C., Richer H. B., 2000, *ApJ*, 531, 727  
 Read J. I., Gilmore G., 2005, *MNRAS*, 356, 107  
 Read J. I., Goerdt T., Moore B., Lake G., Stadel J., in preparation  
 Stadel, J., 2001, *PhD Thesis*, U. Washington  
 Tremaine S. D., 1976, *ApJ*, 203, 345  
 Tremaine S. D., Ostriker J. P., Spitzer L., 1976, *ApJ*, 196, 407  
 Walker M. G., Mateo M., Olszewski E. W., Bernstein R. A., Wang X., Woodroffe M., 2005, *astro-ph/0511465*  
 Weinberg M. D., 1998, *MNRAS*, 297, 101  
 White S. D. M., 1983, *ApJ*, 274, 53  
 Zemp M., Stadel J., Moore B., Carollo M., in preparation