

## OBSERVATION OF GAMMA RAYS FROM THE GALACTIC CENTER WITH THE MAGIC TELESCOPE

J. ALBERT<sup>A</sup>, E. ALIU<sup>B</sup>, H. ANDERHUB<sup>C</sup>, P. ANTORANZ<sup>D</sup>, A. ARMADA<sup>B</sup>, M. ASENSIO<sup>D</sup>, C. BAIXERAS<sup>E</sup>, J. A. BARRIO<sup>D</sup>, M. BARTELT<sup>F</sup>, H. BARTKO<sup>G,\*</sup>, D. BASTIERI<sup>H</sup>, R. BAVIKADI<sup>I</sup>, W. BEDNAREK<sup>J</sup>, K. BERGER<sup>A</sup>, C. BIGONGIARI<sup>H</sup>, A. BILAND<sup>C</sup>, E. BISESI<sup>I</sup>, R. K. BOCK<sup>G</sup>, T. BRETZ<sup>A</sup>, I. BRITVITCH<sup>C</sup>, M. CAMARA<sup>D</sup>, A. CHILINGARIAN<sup>K</sup>, S. CIPRINI<sup>I</sup>, J. A. COARASA<sup>G</sup>, S. COMMICHAU<sup>C</sup>, J. L. CONTRERAS<sup>D</sup>, J. CORTINA<sup>B</sup>, V. CURTEF<sup>F</sup>, V. DANIELYAN<sup>K</sup>, F. DAZZI<sup>H</sup>, A. DE ANGELIS<sup>I</sup>, R. DE LOS REYES<sup>D</sup>, B. DE LOTTO<sup>I</sup>, E. DOMINGO-SANTAMARÍA<sup>B</sup>, D. DORNER<sup>A</sup>, M. DORO<sup>H</sup>, M. ERRANDO<sup>B</sup>, M. FAGIOLINI<sup>O</sup>, D. FERENC<sup>N</sup>, E. FERNÁNDEZ<sup>B</sup>, R. FIRPO<sup>B</sup>, J. FLIX<sup>B</sup>, M. V. FONSECA<sup>D</sup>, L. FONT<sup>E</sup>, N. GALANTE<sup>O</sup>, M. GARCZARCZYK<sup>G</sup>, M. GAUG<sup>B</sup>, M. GILLER<sup>J</sup>, F. GOEBEL<sup>G</sup>, D. HAKOBYAN<sup>K</sup>, M. HAYASHIDA<sup>G</sup>, T. HENGSTEBECK<sup>M</sup>, D. HÖHNE<sup>A</sup>, J. HOSE<sup>G</sup>, P. JACON<sup>J</sup>, O. KALEKIN<sup>M</sup>, D. KRANICH<sup>C,N</sup>, A. LAILLE<sup>N</sup>, T. LENISA<sup>I</sup>, P. LIEBING<sup>G</sup>, E. LINDFORS<sup>L</sup>, F. LONGO<sup>P</sup>, J. LÓPEZ<sup>B</sup>, M. LÓPEZ<sup>D</sup>, E. LORENZ<sup>C,G</sup>, F. LUCARELLI<sup>D</sup>, P. MAJUMDAR<sup>G</sup>, G. MANEVA<sup>O</sup>, K. MANNHEIM<sup>A</sup>, M. MARIOTTI<sup>H</sup>, M. MARTÍNEZ<sup>B</sup>, K. MASE<sup>G</sup>, D. MAZIN<sup>G</sup>, M. MERCK<sup>A</sup>, M. MEUCCI<sup>O</sup>, M. MEYER<sup>A</sup>, J. M. MIRANDA<sup>D</sup>, R. MIRZOYAN<sup>G</sup>, S. MIZOBUCHI<sup>G</sup>, A. MORALEJO<sup>G</sup>, K. NILSSON<sup>L</sup>, E. OÑA-WILHELMI<sup>B</sup>, R. ORDUÑA<sup>E</sup>, N. OTTE<sup>G</sup>, I. OYA<sup>D</sup>, D. PANEQUE<sup>G</sup>, R. PAOLETTI<sup>O</sup>, M. PASANEN<sup>L</sup>, D. PASCOLI<sup>H</sup>, F. PAUSS<sup>C</sup>, N. PAVEL<sup>M</sup>, R. PEGNA<sup>O</sup>, L. PERUZZO<sup>H</sup>, A. PICCIOLI<sup>O</sup>, E. PRANDINI<sup>H</sup>, J. RICO<sup>B</sup>, W. RHODE<sup>F</sup>, B. RIEGEL<sup>A</sup>, M. RISSI<sup>C</sup>, A. ROBERT<sup>E</sup>, S. RÜGAMER<sup>A</sup>, A. SAGGION<sup>H</sup>, A. SÁNCHEZ<sup>E</sup>, P. SARTORI<sup>H</sup>, V. SCALZOTTO<sup>H</sup>, R. SCHMITT<sup>A</sup>, T. SCHWEIZER<sup>M</sup>, M. SHAYDUK<sup>M</sup>, K. SHINOZAKI<sup>G</sup>, S. N. SHORE<sup>R</sup>, N. SIDRO<sup>B</sup>, A. SILLANPÄÄ<sup>L</sup>, D. SOB CZYNSKA<sup>J</sup>, A. STAMERRA<sup>O</sup>, A. STEPANIAN<sup>Z</sup>, L. S. STARK<sup>C</sup>, L. TAKALO<sup>L</sup>, P. TEMNIKOV<sup>Q</sup>, D. TESCARO<sup>B</sup>, M. TESHIMA<sup>G</sup>, N. TONELLO<sup>G</sup>, A. TORRES<sup>E</sup>, D. F. TORRES<sup>B,S</sup>, N. TURINI<sup>O</sup>, H. VANKOV<sup>Q</sup>, A. VARDANYAN<sup>K</sup>, V. VITALE<sup>I</sup>, R. M. WAGNER<sup>G</sup>, T. WIBIG<sup>J</sup>, W. WITTEK<sup>G</sup>, J. ZAPATERO<sup>E</sup>

Draft version August 28, 2018

### ABSTRACT

Recently, the Galactic Center has been reported to be a source of very high energy (VHE)  $\gamma$ -rays by the VERITAS, CANGAROO and HESS experiments. The energy spectra as measured by these experiments show substantial differences. In this *Letter* we present MAGIC observations of the Galactic Center, resulting in the detection of a differential  $\gamma$ -ray flux consistent with a steady, hard-slope power law, described as  $dN_{\gamma}/(dAdtdE) = (2.9 \pm 0.6) \times 10^{-12} (E/\text{TeV})^{-2.2 \pm 0.2} \text{ cm}^{-2} \text{ s}^{-1} \text{ TeV}^{-1}$ . The  $\gamma$ -ray source is centered at (Ra, Dec)=(17<sup>h</sup>45<sup>m</sup>20<sup>s</sup>, -29°2′). This result confirms the previous measurements by the HESS experiment and indicates a steady source of TeV  $\gamma$ -rays. We briefly describe the observational technique used, the procedure implemented for the data analysis, and discuss the results in the perspective of different models proposed for the acceleration of the VHE  $\gamma$ -rays.

*Subject headings:* gamma rays: observation — Galaxy: center — acceleration of particles

### 1. INTRODUCTION

The Galactic Center (GC) region contains many remarkable objects which may be responsible for high-energy processes generating  $\gamma$ -rays (Aharonian & Neronov 2005; Atayan & Dermer 2004). The GC is rich in massive stellar clusters with up to 100 OB stars (Morris & Serabyn 1996), immersed in a dense gas. There are young supernova remnants, e.g. Sgr A East, and nonthermal radio arcs

(LaRosa et al. 2000). The dynamical center of the Milky Way is associated with the compact radio source Sgr A\*, which is believed to be a massive black hole (Morris & Serabyn 1996). Within a radius of 10 pc around the GC there is a mass of about  $3 \cdot 10^7 M_{\odot}$  (Schödel et al. 2002).

EGRET has detected a strong source in the direction of the GC, 3 EG J1745-2852 (Mayer-Hasselwander et al. 1998), which has a broken power law energy spectrum extending up to at least 10 GeV, with a spectral index of 1.3 below the break at a few GeV. Assuming a distance of the GC of 8.5 kpc, the  $\gamma$ -ray luminosity of this source is very large,  $2.2 \cdot 10^{37} \text{ erg/s}$ , which is equivalent to about 10 times the  $\gamma$ -flux from the Crab nebula. However, an independent analysis of the EGRET data (Hooper & Dingus 2002) indicates a point source whose position is different from the GC at a confidence level beyond 99.9%. This was recently sustained by Pohl (2005).

In very high energy  $\gamma$ -rays the GC has been observed by VERITAS, CANGAROO and HESS (Kosack et al. 2004; Tsuchiya et al. 2004; Aharonian et al. 2004). The energy spectra as measured by these experiments show substantial differences. This might be due to different sky integration regions of the signal or a source variability at a time-scale of about one year.

### 2. OBSERVATIONS

MAGIC (see e.g., Baixeras et al. (2004); Cortina et al. (2005) for a detailed description) is currently the largest single dish Imaging Air Cherenkov Telescope (IACT) in operation. Located on the Canary Island La Palma (28.8°N, 17.8°W,

<sup>a</sup> Universität Würzburg, D-97074 Würzburg, Germany

<sup>b</sup> Institut de Física d'Altes Energies, Edifici Cn., E-08193 Bellaterra (Barcelona), Spain

<sup>c</sup> ETH Zürich, CH-8093 Höggerberg, Switzerland

<sup>d</sup> Universidad Complutense, E-28040 Madrid, Spain

<sup>e</sup> Universitat Autònoma de Barcelona, E-08193 Bellaterra, Spain

<sup>f</sup> Universität Dortmund, D-44227 Dortmund, Germany

<sup>g</sup> Max-Planck-Institut für Physik, D-80805 München, Germany

<sup>h</sup> Università di Padova and INFN, I-35131 Padova, Italy

<sup>i</sup> Università di Udine, and INFN Trieste, I-33100 Udine, Italy

<sup>j</sup> University of Łódź, PL-90236 Łódź, Poland

<sup>k</sup> Yerevan Physics Institute, AM-375036 Yerevan, Armenia

<sup>l</sup> Tuorla Observatory, FI-21500 Piikkiö, Finland

<sup>m</sup> Humboldt-Universität zu Berlin, D-12489 Berlin, Germany

<sup>n</sup> University of California, Davis, CA-95616-8677, USA

<sup>o</sup> Università di Siena, and INFN Pisa, I-53100 Siena, Italy

<sup>p</sup> Università di Trieste, and INFN Trieste, I-34100 Trieste, Italy

<sup>q</sup> Institute for Nuclear Research and Nuclear Energy, BG-1784 Sofia, Bulgaria

<sup>r</sup> Università di Pisa, and INFN Pisa, I-56126 Pisa, Italy

<sup>s</sup> Institut de Ciències de l'Espai, E-08193 Bellaterra (Barcelona), Spain

<sup>z</sup> deceased, formerly Crimean Astrophysical Observatory, Ukraine

\* correspondence: hbartko@mppmu.mpg.de

TABLE 1  
 DATA SET

Period	date	ZA [°]	time [h]	events [10 <sup>6</sup> ]	obs. mode
I	Sep. 2004	62-68	2	0.8	ON
II	May 2005	58-62	7	2.8	wobble
III	Jun./Jul. 2005	58-62	17/12	6.4/5.0	ON/OFF

NOTE. — Data set per observation period of the GC. The column “time” states the effective observation time, the column “events” states the events after image cleaning

2200 m a.s.l.), the telescope has a 17-m diameter tessellated parabolic mirror, supported by a light weight carbon fiber frame. It is equipped with a high quantum efficiency 576-pixel 3.5° field-of-view photomultiplier camera. The analog signals are transported via optical fibers to the trigger electronics and are read out by a 300 MSamples/s FADC system.

At La Palma, the GC ((RA, Dec) = (17<sup>h</sup>45<sup>m</sup>36<sup>s</sup>, -28°56′)) culminates at about 58° zenith angle (ZA). The star field around the GC is non-uniform. In the region west of the source (RA > RA<sub>GC</sub> + 4.7<sup>m</sup>) the star field is brighter. Within a distance of 1° from the GC there are no stars brighter than 8<sup>th</sup> magnitude.

The MAGIC observations were carried out in the ON/OFF mode as well as in the false-source tracking (wobble) mode (Fomin et al. 1994). The sky directions (W1, W2) to be tracked in the wobble mode are chosen such that in the camera the star field relative to the source position (GC) is similar to the star field relative to the mirror source position (anti-source position): W1/W2 = (RA<sub>GC</sub>, Dec<sub>GC</sub> ± 0.4°). During one wobble mode data taking, 50% of the data is taken at W1 and 50% at W2, switching between the two positions every 20 minutes. Dedicated OFF data have been taken, with a sky field similar to that of the ON region. The OFF region is centered at the Galactic Plane, GC<sub>OFF</sub> = (RA, Dec) = (17<sup>h</sup>51<sup>m</sup>12<sup>s</sup>, -26°52′00″). In the same night OFF data was taken directly before or after the ON observations under the same weather conditions and hardware setup.

After initial observations in September 2004 the GC was observed for a total of about 24 hours in the period May-July 2005. Table 1 summarizes the data taken.

### 3. DATA ANALYSIS

The data analysis has been carried out using the standard MAGIC analysis and reconstruction software (Bretz & Wagner 2003), the first step of which involves the calibration of the raw data (Gaug et al. 2005). After calibration, image cleaning tail cuts of 10 ph. el. (core pixels) and 5 ph. el. (boundary pixels) have been applied (see e.g. (Fegan 1997)). These tail cuts are accordingly scaled for the larger size of the outer pixels of the MAGIC camera. The camera images are parameterized by image parameters (Hillas 1985).

In this analysis, the Random Forest method (see Bock et al. (2004) for a detailed description) was applied for the  $\gamma$ /hadron separation and the energy estimation (for a review see e.g. Fegan (1997)). For the training of the Random Forest a sample of Monte Carlo (MC) generated  $\gamma$ -showers was used together with about 1% independent and identically distributed events drawn from the measured OFF-data. The MC  $\gamma$ -showers were generated between 58° and 68° ZA with energies between 10 GeV and 30 TeV. For the analysis of the September 2004 data set the Random Forest cuts were determined using a sub-set of Galactic OFF data as background.

The source-position independent image parameters SIZE,

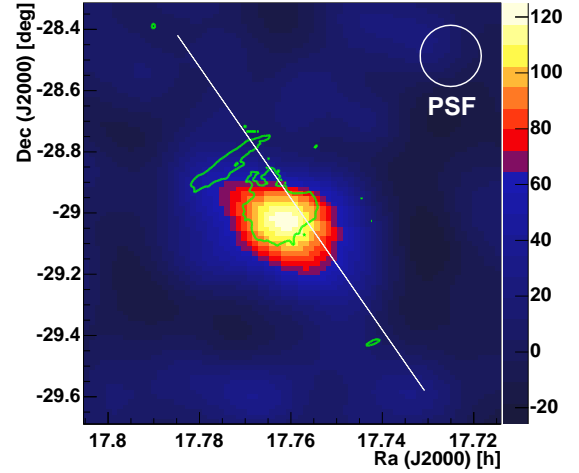


FIG. 1.— Smoothed sky map of  $\gamma$ -ray candidates (background subtracted) in the direction of the Galactic Center for SIZE  $\geq$  300 ph. el. (corresponding to an energy threshold of about 1 TeV). Overlaid are green contours (0.3 Jy beam<sup>-1</sup>) of 90 cm VLA (BCD configuration) radio data (LaRosa et al. 2000). The white line shows the galactic plane.

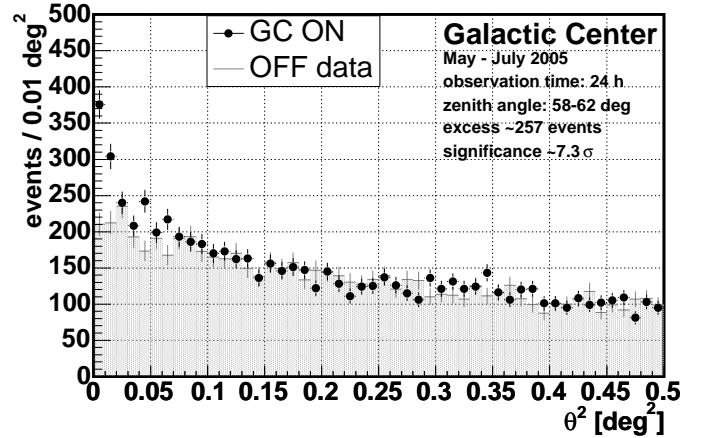


FIG. 2.— Distributions of  $\theta^2$  values for the source and anti-source, see text, for SIZE  $\geq$  300 ph. el. (corresponding to an energy threshold of about 1 TeV).

WIDTH, LENGTH, CONC (Hillas 1985) and the third moment of the ph. el. distribution along the major image axis, as well as the source-position dependent parameter DIST (Hillas 1985), were selected to parameterize the shower images. After the training, the Random Forest method allows to calculate for every event a parameter, called hadronness, which is a measure of the probability that the event is not  $\gamma$ -like. The  $\gamma$ -sample is defined by selecting showers with a hadronness below a specified value. An independent sample of MC  $\gamma$ -showers was used to determine the efficiency of the cuts.

The analysis at high zenith angles was developed and verified using Crab data with a ZA around 60°. The determined Crab energy spectrum was found to be consistent with other existing measurements (see Fig. 3, dot-dashed line).

For each event the arrival direction of the primary in sky coordinates is estimated by using the DISP-method (Fomin et al. 1994; Lessard et al. 2001; Domingo-Santamaria et al. 2005). For the sky map calculation only source independent image

parameters are used in the Random Forest training. Figure 1 shows the sky map of  $\gamma$ -ray candidates (background subtracted, see e.g. (Rowell 2003)) from the GC region (observation periods II/III). It is folded with a two-dimensional Gaussian with a standard deviation of  $0.1^\circ$  (roughly corresponding to the MAGIC PSF) and height one. A lower SIZE cut of 300 ph. el. has been applied, corresponding to an energy threshold of about 1 TeV. The sky map is overlaid with contours ( $0.3 \text{ Jy beam}^{-1}$ ) of 90 cm VLA (BCD configuration) radio data from LaRosa et al. (2000). The brightest non-central source is the Arc. The excess is centered at (RA, Dec) = ( $17^{\text{h}}45^{\text{m}}20^{\text{s}}$ ,  $-29^\circ2'$ ) (J2000 coordinates). The systematic pointing uncertainty is estimated to be  $2'$  (for description of the MAGIC telescope drive system see Bretz et al. (2003)) and might in the future be further reduced with the MAGIC starfield monitor (Riegel et al. 2005). The excess is compatible with a point source emission. The VHE  $\gamma$ -ray source G 0.9+0.1 (Aharonian et al. 2005) is located inside the MAGIC field-of-view. It shows a small excess consistent with the low flux reported by Aharonian et al. (2005). The MAGIC excess is not yet statistically significant for the given exposure time.

Figure 2 shows the distribution of the squared angular distance,  $\theta^2$ , between the reconstructed shower direction and the nominal GC position corresponding to Fig. 1 (observation periods II/III). The observed excess in the direction of the GC has a significance of 7.3 standard deviations ( $\theta^2 \leq 0.02^\circ$ ). The source position and the flux level are consistent with the measurement of HESS (Aharonian et al. 2004) within errors.

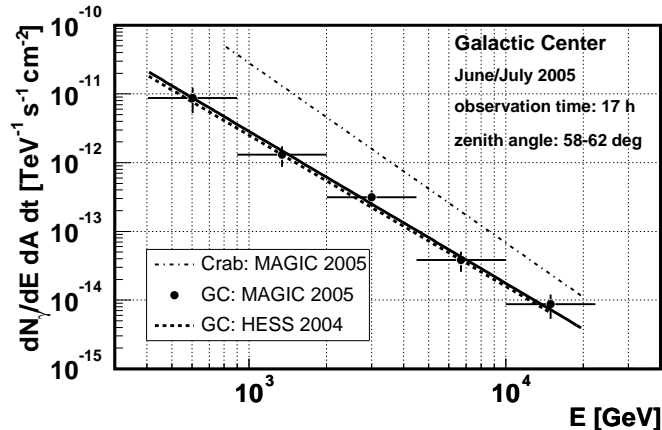


FIG. 3.— Reconstructed VHE  $\gamma$ -ray energy spectrum of the GC (statistical errors only). The full line shows the result of a power-law fit to the data points. The dashed line shows the result of the HESS collaboration (Aharonian et al. 2004). The dot-dashed line shows the energy spectrum of the Crab nebula as measured by MAGIC (Wagner et al. 2005).

For the determination of the energy spectrum, the Random Forest was trained including the source dependent image parameter DIST with respect to the nominal excess position. For the spectrum determination only the largest data set (period III) was used. The cut on the hadronness parameter (50%  $\gamma$ -efficiency corresponding to an effective area of about  $250000 \text{ m}^2$ ) resulted in about 500 excess events with a minimum SIZE of 200 ph. el. Figure 3 shows the reconstructed VHE  $\gamma$ -ray energy spectrum of the GC after the unfolding with the instrumental energy resolution, see Mizobuchi et al. (2005). The differential  $\gamma$ -flux can be well described by a

simple power law:

$$\frac{dN_\gamma}{(dA dt dE)} = (2.9 \pm 0.6) \times 10^{-12} (E/\text{TeV})^{-2.2 \pm 0.2} \text{ cm}^{-2} \text{ s}^{-1} \text{ TeV}^{-1}.$$

The given errors ( $1\sigma$ ) are purely statistical. The systematic error is estimated to be 35% in the flux level determination and 0.2 in the spectral index.

Figure 4 shows the reconstructed integral VHE  $\gamma$ -ray flux above 1 TeV as a function of time. All OFF data are used for each time bin resulting in some correlation between the time bins. Different observation modi may result in different systematic errors. The flux level is steady within errors in the time-scales explored within these observations, as well as in the two year time-span between the MAGIC and HESS observations.

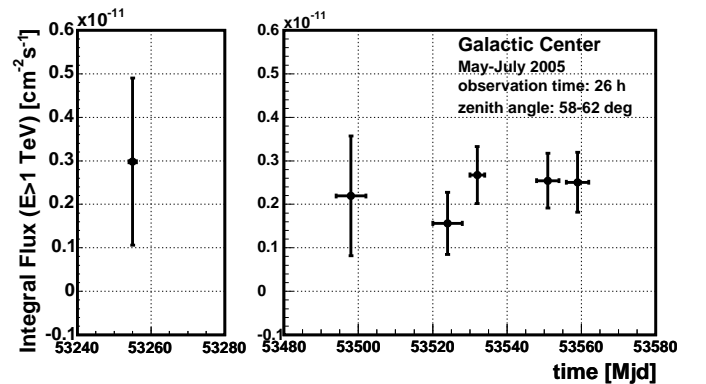


FIG. 4.— Light curve: Reconstructed integral VHE gamma-ray flux above 1 TeV as a function of time. Within errors ( $1\sigma$ ) the data are consistent with a steady emission.

#### 4. DISCUSSION

Recent observations of TeV  $\gamma$ -rays from the GC confirm that this is a very important region for high energy processes in the Galaxy. In fact, this is not surprising since many different objects, able to accelerate particles above TeV energies, are expected there. The most likely source seems to be the massive black hole identified with Sgr A\* due to the directional consistency. A blazar-like relativistic jet originating from the spinning GC black hole might be expected to produce TeV  $\gamma$ -rays (Falcke et al. 1993), but flux predictions of this model are on the low side due to an unfavorable orientation of the jet axis. Moreover, a short-term variability would be expected. Atoyan & Dermer (2004) propose that electrons can be accelerated to sufficiently high energies at the termination shock of the sub-relativistic wind from the central part of the advection dominated accretion flow onto the GC black hole, in analogy to the pulsar wind nebulae. The authors explain the broad band emission from Sgr A\* (from radio to TeV  $\gamma$ -rays) and suggest that the GeV source observed by EGRET has another origin. This is consistent with the recent determination of the position of the EGRET source 3EG J1746-2851 by Hooper & Dingus (2002) and Pohl (2005). Other scenarios for the  $\gamma$ -ray production in the vicinity of Sgr A\*, both leptonic and hadronic, have also been found to be consistent with the TeV observations (for reasonable sets of parameters) but not with the GeV observations (Aharonian & Neronov 2005).

It is generally expected that  $\gamma$ -rays produced in such compact source models should show relatively fast variability. The same level of TeV flux reported by HESS in 2004 and by MAGIC in 2005, and also during their own observation periods extending over a few months, rather suggest a stable source on a year time scale. However, the  $\gamma$ -ray flux above 2.8 TeV ( $3.7\sigma$  significance) reported by Whipple during the extended period from 1995 through 2003 is a factor  $\sim 2$  larger (Kosack et al. 2004).

The origin of  $\gamma$ -ray emission in other types of sources is also possible as demonstrated by the detection of the second TeV  $\gamma$ -ray source in the direction of the GC consistent with the location of the composite supernova remnant SNR G 0.9+0.1 (Aharonian et al. 2005). Pohl (1997) proposed that the GeV emission can be related to the GC radio arc. Crocker et al. (2005), see also Fatuzzo & Melia (2003), argue for the GeV and TeV emission coming from different sites of the shell of the very powerful supernova remnant Sgr A East.

More extended  $\gamma$ -ray emission might also originate in the interaction of relativistic particles with the soft radiation and matter of the central stellar cluster around the GC. These particles can be accelerated by e.g. a very energetic pulsar, a  $\gamma$ -ray burst source, shocks in the winds of the massive stars, or a shell type supernova remnant (Bednarek 2002; Biermann et al. 2004; Quataert & Loeb 2005; Crocker et al. 2005; Grasso & Maccione 2005). If the TeV  $\gamma$ -rays are produced by leptons scattering off the infrared photons from the dust heated by the UV stellar radiation (as discussed by Quataert & Loeb (2005)), then the  $\gamma$ -ray power at  $\sim 100$  GeV should be almost an order of magnitude higher due to scattering of UV radiation. The  $\gamma$ -ray energy spectrum should steepen between  $\sim 0.1 - 1$  TeV. Instead, the HESS collaboration reports a simple power law spectrum between  $\sim 0.2 - 10$  TeV (Aharonian et al. 2004). In order to produce a gamma-ray spectrum well described by a single power law up to  $\sim 20$  TeV, hadrons should have energies of about  $10^3$  TeV. Such hadrons diffuse through the region of the TeV source ( $< 7$  pc, Aharonian et al. (2004)) on a time scale of the order of  $10^4$  years, assuming the average magnetic field strength in this region of  $10^{-4}$  G and the Bohm diffusion coefficient. Therefore, the natural source of relativistic hadrons seems to

be the supernova remnant Sgr A East or the energetic pulsar created in the supernova explosion (Crocker et al. 2005; LaRosa et al. 2005; Bednarek 2002). However, this relatively young source of relativistic hadrons cannot be identified with the last  $\gamma$ -ray burst in the center of our Galaxy if it appeared  $\sim 10^6$  years ago (Biermann et al. 2004).

The GC can also be the brightest source of VHE  $\gamma$ -rays from particle dark matter annihilation (Prada et al. 2004; Hooper et al. 2004; Flix 2005). Most SUSY dark matter scenarios lead to a cut-off in the  $\gamma$ -ray energy spectrum below 10 TeV. The observed  $\gamma$ -ray energy spectrum extends up to 20 TeV. Thus most probably the main part of the observed  $\gamma$ -radiation is not due to dark matter annihilation (Horns 2004). However, an extended  $\gamma$ -ray source due to dark matter annihilation peaking in the region 10 GeV to 100 GeV (Elsässer & Mannheim 2005) cannot be ruled out yet.

## 5. CONCLUDING REMARKS

The MAGIC observations confirm the VHE  $\gamma$ -ray source at the Galactic Center. The measured flux is compatible with the measurement of HESS (Aharonian et al. 2004) within errors. The VHE  $\gamma$ -ray emission does not show any significant time variability; our measurements rather affirm a steady emission of  $\gamma$ -rays from the GC region. The excess is point like, it's location is spatially consistent with SgrA\* as well as SgrA East.

The nature of the source of the VHE  $\gamma$ -rays has not yet been identified. Future simultaneous observations with the present Cherenkov telescopes, the GLAST telescope and in the lower energies will provide much better information on the source localization and variability of emission. This will shed new light on the nature of the high energy processes in the GC.

## ACKNOWLEDGEMENTS

We would like to thank the IAC for the excellent working conditions at the Observatory de los Muchachos in La Palma. The support of the German BMBF and MPG, the Italian INFN and the Spanish CICYT is gratefully acknowledged. This work was also supported by ETH Research Grant TH-34/04-3 and the Polish MNiI Grant 1P03D01028.

## REFERENCES

- Aharonian, F. et al., 2004, *A&A*, 425, L13.  
 Aharonian, F. & Neronov, A., 2005, *ApJ*, 619, 306.  
 Aharonian, F. et al., 2005, *A&A*, 432, L25.  
 Atoyan, A. & Dermer, C. D., 2004, *ApJ*, 617, L123.  
 Baixeras, C. et al. (MAGIC Collab.), 2004, *Nucl. Instrum. Meth.*, A518, 188.  
 Bednarek, W., 2002, *MNRAS*, 331, 483.  
 Biermann, P. L. et al., 2004, *ApJ*, 604, L29.  
 Bock, R. K. et al., 2004, *Nucl. Instrum. Meth.*, A516, 511.  
 Bretz, T. et al. (MAGIC Collab.), 2003, *Proc. of the 28th ICRC*, Tsukuba, Japan, 2943.  
 Bretz, T. & R. Wagner (MAGIC Collab.), 2003, *Proc. of the 28th ICRC*, Tsukuba, Japan, 2947.  
 Cortina, J. et al. (MAGIC Collab.), *Proc. of the 29th ICRC*, Pune, India, in press, astro-ph/0508274.  
 Crocker, R.M. et al., 2005, *ApJ*, 622, 892.  
 Domingo-Santamaria, E. et al. (MAGIC Collab.), *Proc. of the 29th ICRC*, Pune, India, in press, astro-ph/0508274.  
 Elsässer, D. & Mannheim, K., 2005, *Phys. Rev. Lett.*, 94, 171302.  
 Falcke, H., Mannheim, K., Biermann, P.L., 1993, *A&A*, 278, L1.  
 Flix, J., 2005, *Proc. of Rencontres de Moriond*, La Thuile, Italy, astro-ph/0505313.  
 M. Fatuzzo and F. Melia, 2003, *ApJ*, 596, 1035.  
 Fegan, D. J., 1997, *J. Phys. G.*, 23, 1013.  
 Fomin, V. P. et al. 1994, *Astropart. Phys.*, 2, 137.  
 Grasso, D. & Maccione, L., 2005, *Astropart. Phys.*, 24, 273.  
 Gaug, M. et al. (MAGIC Collab.), *Proc. of the 29th ICRC*, Pune, India, in press, astro-ph/0508274.  
 Hillas, A. M., 1985, *Proc. of the 19th ICRC*, La Jolla, USA.  
 Hooper, D. & Dingus, B., 2002, astro-ph/0212509.  
 Hooper, D. et al., 2004, *JCAP*, 9, 2.  
 Horns, D., 2005, *Phys. Lett.*, B607, 225.  
 Kosack, K. et al., 2004, *ApJ*, 608, L97.  
 LaRosa, T. N. et al., 2000, *AJ*, 119, 207.  
 LaRosa, T. N. et al., 2005, *ApJ*, 626, L23.  
 Lessard, R. W. et al., 2001, *Astropart. Phys.*, 15, 1.  
 Mayer-Hasselwander, H. A. et al., 1998, *A&A*, 335, 161.  
 Mizobuchi, S. et al. (MAGIC Collab.), *Proc. of the 29th ICRC*, Pune, India, in press, astro-ph/0508274.  
 Morris, M. & Serabyn, E., 1996, *ARAA*, 34, 645.  
 Pohl, M., 1997, *A&A*, 317, 441.  
 Pohl, M., 2005, *ApJ*, 626, 174.  
 Prada, F. et al., 2004, *Phys. Rev. Lett.*, 93, 241301.  
 Quataert, E. and Loeb, A. 2005, astro-ph/0509265.  
 Riegel, B. et al. (MAGIC Collab.), *Proc. of the 29th ICRC*, Pune, India, in press, astro-ph/0508274.  
 Rowell, G. P., 2003, *A&A*, 410, 398.  
 Schödel, R. et al., 2002, *Nature*, 419, 694.  
 Tsuchiya, K. et al., 2004, *ApJ*, 606, L115.  
 Wagner, R. et al. (MAGIC Collab.), *Proc. of the 29th ICRC*, Pune, India, in press, astro-ph/0508244.