

The Multiple System HD 27638

Guillermo Torres

Harvard-Smithsonian Center for Astrophysics, 60 Garden St., Cambridge, MA 02138

`gtorres@cfa.harvard.edu`

ABSTRACT

We report spectroscopic observations of HD 27638B, the secondary in a visual binary in which the physically associated primary (separation $\sim 19''$) is a B9 V star. The secondary shows strong Li $\lambda 6708$ absorption suggesting youth, and has attracted attention in the past as a candidate post-T Tauri star although this has subsequently been ruled out. It was previously known to be a double-lined spectroscopic binary (F8+G6) with a period of 17.6 days, and to show velocity residuals indicating a more distant massive third companion with a period of at least 8 years. Based on our radial velocity measurements covering more than two cycles of the outer orbit, along with other measurements, we derive an accurate triple orbital solution giving an outer period of 9.447 ± 0.017 yr. The third object is more massive than either of the other two components of HD 27638B, but is not apparent in the spectra. We derive absolute visual magnitudes and effective temperatures for the three visible stars in HD 27638. Isochrone fitting based on those properties gives an age of 200 ± 50 Myr for the system. We infer also an inclination angle of $\sim 53.3^\circ$ for the inner orbit of HD 27638B. We detect a near-infrared excess in HD 27638B which we attribute to the third star being a close binary composed of late-type stars. This explains its large mass and lack of a visible signature. Modeling of this excess allows us to infer not only the masses of the components of the unseen companion, but also the inclination angle of the outer orbit ($\sim 73^\circ$). The HD 27638 system is thus at least quintuple.

Subject headings: binaries: spectroscopic — binaries: visual — stars: individual (HD 27638) — stars: late-type — techniques: radial velocities — techniques: spectroscopic

1. Introduction

HD 27638 (also known as χ Tau, 59 Tau, HIP 20430, HR 1369, $\alpha = 4^{\text{h}}22^{\text{m}}34^{\text{s}}.94$, $\delta = +25^\circ 37' 45''.5$, J2000, $V = 5.395$, SpT = B9 V) is the brighter component in a visual binary system (ADS 3161, STF 528) with an angular separation of about $19''$. The relative position of the companion, HD 27638B ($V = 8.423$, SpT = G2 V), was first recorded by William Herschel in 1782 (see Lewis 1906) and has not changed much since, indicating the physical association between the stars. An investigation by Murphy (1969) included this and many other physical pairs composed of a B-type and a late-type component to establish the absolute magnitudes of the primaries by reference to the better known magnitudes of the secondaries. Since the B stars must be rela-

tively young, the HD 27638 system was included also in a study by Lindroos (1986) that concluded that many of the secondaries in such pairs are post-T Tauri stars, and show other indicators of youth such as Ca II H and K emission, H α emission, strong Li $\lambda 6708$ absorption, strong X-rays, infrared excess, or a location in the H-R diagram above the Zero Age Main Sequence (ZAMS). The age of HD 27638A was estimated to be 123 Myr by comparison with stellar evolution models.

HD 27638B was reported to be a double-lined spectroscopic binary by Martín, Magazzù & Rebolo (1992), and independently by Pallavicini, Pasquini & Randich (1992). Both teams detected significant Li $\lambda 6708$ absorption. The spectroscopic orbit of the binary with a period of 17.6 days and an eccentricity of 0.3 was first derived by

Tokovinin (1999), who pointed out also that the residuals clearly indicated the presence of a third, rather massive star in the system with a period of a few years. The elements of the double-lined orbit were published by Tokovinin & Gorynya (2001), along with a preliminary solution for the outer orbit for which $\sim 70\%$ of the estimated 8-year cycle was covered. This fit allowed those authors to confirm that the mass of the third star is larger than either of the objects in the inner pair, despite there being no sign of it in their spectra.

We report here our own spectroscopic observations of HD 27638B giving full coverage of the outer orbit over more than two cycles. We model the properties of the system and find compelling evidence that the third star is itself a close binary, making the HD 27638 system at least quintuple.

2. Spectroscopic observations and reductions

Spectroscopic observations of HD 27638B were conducted at the CfA between September 1988 and December 2004 (with a 6-year gap from March 1990 to November 1996) mostly with an echelle spectrograph on the 1.5-m Wyeth reflector at the Oak Ridge Observatory (Harvard, Massachusetts). A single order was recorded with an intensified Reticon diode array giving a spectral coverage of about 45 \AA at a central wavelength of 5187 \AA . The resolving power is $\lambda/\Delta\lambda \approx 35,000$. Occasional observations were made also with nearly identical instruments on the 1.5-m Tillinghast reflector at the F. L. Whipple Observatory (Mt. Hopkins, Arizona) and the Multiple Mirror Telescope (also on Mt. Hopkins, Arizona), prior to its conversion to a monolithic mirror. A total of 72 spectra were collected, including one archival observation taken at the Tillinghast reflector much earlier for a different program (October 1983). The signal-to-noise (S/N) ratios of these observations range from 10 to 40 per resolution element of 8.5 km s^{-1} .

The double-lined nature of the system is evident already in our first (archival) spectrum from 1983. Radial velocities were derived from all our observations using TODCOR (Zucker & Mazeh 1994), a two-dimensional cross-correlation algorithm well suited to our relatively low S/N spectra. TODCOR uses two templates, one for each component

of the binary (hereafter stars Ba and Bb), and significantly reduces systematics due to line blending that are often unavoidable in standard one-dimensional cross-correlation techniques (see, e.g., Latham et al. 1996). The templates were selected from a large library of synthetic spectra based on model atmospheres by R. L. Kurucz (available at <http://cfaku5.cfa.harvard.edu>), computed for us by Jon Morse (see also Nordström et al. 1994; Latham et al. 2002). These calculated spectra are available for a wide range of effective temperatures (T_{eff}), projected rotational velocities ($v \sin i$), surface gravities ($\log g$) and metallicities. Experience has shown that radial velocities are largely insensitive to the surface gravity and metallicity adopted for the templates. Consequently, the optimum template for each star was determined from grids of cross-correlations over broad ranges in temperature and rotational velocity (see Torres, Neuhäuser & Guenther 2002), seeking to maximize the average correlation weighted by the strength of each exposure. Solar metallicity was assumed to begin with, along with surface gravities of $\log g = 4.5$ for both stars, appropriate for dwarfs. We obtained best fit values for the temperatures of 6180 K and 5620 K for the primary and secondary, respectively, with estimated uncertainties of 150 K. These correspond to spectral types of F8 and G6 (Gray 1992). The rotational broadening of the stars was found to be very small (formally $v \sin i = 1 \pm 3 \text{ km s}^{-1}$ for both stars), consistent with the estimates by Tokovinin & Gorynya (2001) of $2.9 \pm 0.6 \text{ km s}^{-1}$ and 0 km s^{-1} for the primary and secondary, respectively. We repeated the procedure for metallicities between $[\text{m}/\text{H}] = -1.5$ and $[\text{m}/\text{H}] = +0.5$, in steps of 0.5 dex, and found the best match to be for solar composition. This is consistent with the results presented in §3.

Following Zucker & Mazeh (1994), we determined also the light ratio between the secondary and the primary of HD 27638B at the mean wavelength of our spectroscopic observations (5187 \AA), which is close to the *V* band: $\ell_{\text{Bb}}/\ell_{\text{Ba}} = 0.37 \pm 0.01$. This corresponds to a magnitude difference $\Delta m = 1.08 \pm 0.03$, and agrees well with the independent estimate by Tokovinin & Gorynya (2001) of $\Delta m = 1.1$. Table 1 lists the radial velocities for both components, referred to the heliocentric frame. Typical uncertainties are given below. The stability of the zero-point of our velocity system

was monitored by means of exposures of the dusk and dawn sky, and small systematic run-to-run corrections were applied in the manner described by Latham (1992). The accuracy of the CfA velocity system, which is within about 0.14 km s^{-1} of the reference frame defined by minor planets in the solar system, is documented in the previous citation and also by Stefanik, Latham & Torres (1999) and Latham et al. (2002).

2.1. Orbital solution

The original motivation for our early observations (prior to March 1990) was to investigate systematic errors in the determination of radial velocities for early-type versus late-type stars by using physical pairs such as HD 27638AB (D. Latham 2005, priv. comm.). Although it was soon realized that no meaningful velocities could be obtained for the early-type star with our instrumentation, the double-lined nature of the secondary was certainly noticed and was the reason for collecting nearly 30 spectra up to that date. However, no orbit was published at the time. After the implementation of the TODCOR algorithm at the CfA there was renewed interest in the object as a potentially young system, and observations were resumed in late 1996. It then became obvious that the center of mass of the 17.6-day binary was changing in response to an additional component, and the system was monitored more regularly to complete the outer orbit. Only later did we learn of the independent efforts by Tokovinin & Gorynya (2001) revealing the same trend.

An orbital solution based on all CfA spectra is presented in the second column of Table 2. Because the outer period is much longer than the inner period, we have assumed to first order that the hierarchical triple system may be separated into an inner orbit and an outer orbit, the latter being treated as a “binary” composed of the third star (Bc) and the center of mass of the inner pair (Ba–Bb). Both orbits were solved simultaneously (12 adjustable parameters) using standard iterative non-linear least-squares methods. In particular, we applied the Levenberg-Marquardt technique, which is described in detail by Press et al. (1992). The iterations converged quickly to the final solution, and experiments in which we varied the initial values of the elements within reason yielded the same results. Although the light travel

time effect is small, we have included the appropriate corrections for the inner pair. These depend on the orbital elements, so they were iterated during the solution. The outer orbit has a period of 9.4 years, and our data cover 2.2 cycles. The rms residual of the observations, indicative of the precision of the radial velocities, is 0.59 km s^{-1} for Ba and 1.03 km s^{-1} for Bb.

As mentioned earlier, the observations reported originally by Tokovinin & Gorynya (2001) do not quite cover a full cycle of the outer orbit. Those measurements were made with a CORAVEL-type radial-velocity spectrometer (“Radial Velocity Meter”, hereafter RVM; Tokovinin 1987) on the 0.7-m telescope at Moscow University and the 1-m telescope at the Simeis Observatory in Crimea, and have a precision similar to ours. The observations with this instrument were continued after publication, and the authors were kind enough to provide us with an updated list of their RVM velocities for Ba and Bb. These observations are presented with their permission in Table 3, and now cover nearly one full cycle of the outer orbit. An independent orbital solution from these data is given in the third column of Table 2. There is excellent agreement with the CfA solution for all of the orbital elements. Therefore we have combined the measurements, allowing for a possible velocity offset between the two data sets by incorporating an additional adjustable parameter (ΔRV). The relative weighting of the observations was determined by iterations separately for the primary and secondary components in each data set, based on the scatter of the measurements. For the RVM velocities it was found that the original internal errors (Table 3) required the application of scaling factors of 2.3 and 1.7 to achieve reduced χ^2 values near unity for stars Ba and Bb, respectively. The combined CfA+RVM solution is listed in the final column of Table 2. Residuals for the individual CfA and RVM observations from this fit are given in Table 1 and Table 3. The light travel corrections applied to the dates of the inner pair appear in the last column (the Julian dates shown are the original values, without corrections). Phases in the inner and outer orbits are also given.

The radial velocities in the inner orbit are presented graphically in Figure 1, where the motion of the center of mass in the wide orbit has been subtracted from the individual primary and sec-

ondary velocities. Similarly, the velocities in the outer orbit are shown in Figure 2 both as a function of phase and time, with the motion in the inner orbit removed. The period of the wide orbit, $P_{\text{Bab-c}} = 9.447 \pm 0.017$ yr, is formally determined with a relative precision better than 0.2%.

It is of interest to note that the lines of apses of the inner and outer orbits appear to be nearly perfectly aligned, according to our solution in Table 2: the difference between the longitudes of periastron ω_{Ba} and ω_{Bab} is $0^\circ 8 \pm 1^\circ 5$. This is unlikely to be accidental, and is presumably a result of dynamical interactions in the triple system. The outer period happens to be very close to an integer multiple of the inner period ($P_{\text{Bab-c}}/P_{\text{Bab}} = 196.03$), although the formal uncertainty in this ratio (0.32) is large enough that it is not particularly significant. An improvement in $P_{\text{Bab-c}}$ by an order of magnitude would be needed for a more definitive conclusion. Of greater interest, as reported by Tokovinin & Gorynya (2001), is the fact that the mass function (or, equivalently, the minimum mass of the unseen companion of HD 27638B) is unusually large. For any reasonable values of the masses of Ba and Bb (see below) the inferred mass of Bc is larger than either Ba or Bb, yet no light from the third star is obvious in our spectra.

Tokovinin & Gorynya (2001) made an attempt to detect Bc spectroscopically by obtaining strong exposures at the phases of maximum velocity separation between Ba and Bb. No sign of the third star was seen, and they estimated it must be at least 5 times fainter than Bb. We made a similar attempt using our CfA spectra, by reprocessing all of them with an extension of the two-dimensional cross-correlation algorithm TODCOR to three dimensions (Zucker, Torres & Mazeh 1995). Again we failed to detect star Bc. As suggested by Tokovinin & Gorynya (2001), one possibility is that Bc is obscured by circumstellar dust. This would require at least 2 to 3 magnitudes of extinction in the visible to account for our inability to see it. Alternatively, Bc could itself be a pair of late-type stars, or perhaps a massive white dwarf. We examine these possibilities further below.

3. Properties of the HD 27638 system

As mentioned in §1, measurements of the relative position of HD 27638A and HD 27638B over the past 200 years (some 70 observations to date) show that this is a physical pair¹, with only a very slight indication of change suggesting perhaps orbital motion. Radial velocities for the brighter star have been measured occasionally but show significant scatter, possibly due to the large rotational broadening that makes those measurements difficult ($v \sin i$ measures have ranged between 225 km s^{-1} and 340 km s^{-1} ; Abt, Levato & Grosso 2002; Uesugi & Fukuda 1982). A representative average of the radial velocity measures of HD 27638A has been given by Barbier-Brossat & Figon (2000) as $+15.3 \pm 3.4 \text{ km s}^{-1}$. This is consistent with the center-of-mass velocity of HD 27638B ($\gamma = +14.694 \pm 0.081 \text{ km s}^{-1}$; Table 2), supporting the physical association. No trigonometric parallax determination is available for HD 27638B, but HD 27638A does have an entry in the Hipparcos Catalog (ESA 1997) and the measured parallax is $\pi_{\text{HIP}} = 12.19 \pm 1.00$ milli-arc seconds (mas) corresponding to a distance of about 82 pc.

The brightness of both HD 27638A and HD 27638B has been measured separately in a variety of photometric systems. The primary is listed in the Hipparcos Catalog as an ‘unsolved variable’, with a variability amplitude of 0.036 ± 0.010 mag in the H_p passband. No other mention of variability could be found in the literature. The secondary was reported as marginally variable by Lindroos (1986) with a maximum change of $\Delta V = 0.07$ mag based on 4 measurements. However, no variability appears to have been detected by Huélamo et al. (2004) or Martín, Magazzù & Rebolo (1992) from more intensive measurements in several passbands. For our purposes we assume that neither the primary nor the secondary of the visual pair are significantly variable in brightness.

Adopting the Hipparcos distance of HD 27638A for the system, along with Johnson V -band photometry as compiled by Mermilliod, Mermilliod & Hauck (1997)² and our light ratio $\ell_{\text{Bb}}/\ell_{\text{Ba}}$ in §2, we

¹The total proper motion of the primary as listed in the Tycho-2 Catalog is $26.1 \pm 1.1 \text{ mas yr}^{-1}$ (Høg et al. 2000), enough to have changed the separation by more than $5''$ in 200 years if HD 27638B were a background star.

²The values for components A and B are $V = 5.39$ and

computed absolute visual magnitudes for the three visible stars: $M_V^A = 0.82 \pm 0.18$, $M_V^{Ba} = 4.20 \pm 0.18$, and $M_V^{Bb} = 5.27 \pm 0.18$. The errors here are dominated by the uncertainty in the parallax. Temperatures for stars Ba and Bb were given in §2 ($T_{\text{eff}}^{Ba} = 6180 \pm 150$ K and $T_{\text{eff}}^{Bb} = 5620 \pm 150$ K). For HD 27638A we have used absolute photometry in the Johnson, Strömgren, and Geneva systems (Mermilliod, Mermilliod & Hauck 1997) to derive the effective temperature based on a large number of color/temperature calibrations (Popper 1980; Moon & Dworetzky 1985; Gray 1992; Napiewotzki, Schönberner & Wenske 1993; Balona 1994; Smalley & Dworetzky 1995; Künzli et al. 1997; Cox 2000). The various estimates are in good agreement, and yield an average of $T_{\text{eff}}^A = 10300 \pm 300$ K, where the uncertainty is a conservative estimate to account for possible systematics. Gerbaldi, Faraggiana & Balin (2001) obtained results consistent with ours. Reddening estimates based on Geneva and Strömgren photometry give negligible values using calibrations by Crawford (1978) and Künzli et al. (1997), in agreement with Lindroos (1986) and Gerbaldi, Faraggiana & Balin (2001).

We then used the absolute visual magnitudes and temperatures of the three visible stars to compare their location in the H-R diagram with stellar evolution models from the Yonsei-Yale series (Yi et al. 2001; Demarque et al. 2004). We performed a grid search and tested a large number of isochrones over a range of metal abundances and ages. For each metallicity/age combination we varied the masses of the stars, seeking the best match to the observables. With the additional constraint on the mass ratio for HD 27638B ($q \equiv M_{Bb}/M_{Ba}$), or equivalently the minimum masses of the components ($M \sin^3 i_{Bab}$; see Table 2), we reduced the problem to one of finding the best values of M_A and the inclination of the inner orbit (i_{Bab}) for each age/metallicity combination. The result of this grid search is illustrated in Figure 3, where the dots represent models that agree with the observations within the errors. The best fit isochrone has a metallicity of $Z = 0.021$ and an age of 200 Myr, with uncertainties estimated to be roughly 0.005 in Z (or 0.1 dex in $[\text{Fe}/\text{H}]$) and 50 Myr for the age. The agreement with the measured magni-

tudes and temperatures is excellent (better than 0.1 mag and 20 K for all three stars, which is well within the errors). The metallicity is very close to the solar value in these models ($Z_{\odot} = 0.01812$) and corresponds to $[\text{Fe}/\text{H}] = +0.07$. This is consistent with our crude estimate in §2, and is also not far from the independent spectroscopic determination for HD 27638B by Martín, Magazzù & Rebolo (1992) of $[\text{Fe}/\text{H}] = -0.14$, which, however, may be affected by the double-lined nature of the object. The age we infer is somewhat older than previous estimates, partly due to differences in the models: Lindroos (1986) estimated 123 Myr, and Gerbaldi, Faraggiana & Balin (2001) derived 180–190 Myr³.

The mass of star A is determined to be $M_A = 2.60 \pm 0.05 M_{\odot}$ and the inclination angle of the Ba–Bb orbit is $i_{Bab} = 53.3 \pm 0.5$. As a result the individual masses in HD 27638B are $M_{Ba} = 1.19 M_{\odot}$ and $M_{Bb} = 1.02 M_{\odot}$. The bottom panel of Figure 3 shows that the values of M_A and i_{Bab} are fairly tightly constrained, as are the age and chemical composition. Figure 4 displays the observations and best-fit isochrone in the M_V/T_{eff} diagram (dashed line).

As a check one may compare the observations with the predictions from this model for the brightness of the stars in other passbands not used in the adjustment, in particular in the near-infrared. Observed magnitudes for HD 27638A and HD 27638B in the *JHK* passbands are available from the 2MASS Catalog, which we have converted to the Johnson system of Bessell & Brett (1988) for consistency with the isochrone computations, using transformations by Carpenter (2001). We find that the isochrone reproduces the near-infrared colors of HD 27638A fairly well, as seen in the top third of Table 4. The differences in the last column are mostly within the observational errors. On the other hand, the predictions for HD 27638B (combined light of stars Ba and Bb, as observed by 2MASS) disagree with the observations in the sense that the measured colors are redder, and the discrepancy increases toward longer wavelengths reaching nearly 6σ for $V - K$ (see middle section of Table 4). This is

³ $V = 8.42$, based on 9 and 29 individual measurements, respectively. We assign an uncertainty of 0.01 mag to these values.

³This is their estimate for HD 27638A. The ages they derived for HD 27638B are much younger (12–19 Myr) because they assumed it was a post-T Tauri star and used models for the pre-main sequence phase.

strongly suggestive of a near-infrared excess for HD 27638B, which in all likelihood is related to the unseen companion.

4. The nature of the tertiary of HD 27638B

The presence of an infrared excess may appear to support the idea advanced by Tokovinin & Gorynya (2001) that star Bc is perhaps surrounded by a dust disk that is obscuring the star and preventing its direct detection. However, given the age of the system (~ 200 Myr), the possibility that it harbors a circumstellar disk substantial enough to produce 2–3 magnitudes of optical extinction (see §2.1) is highly unlikely, since such disks in T Tauri stars are known to dissipate after ~ 10 Myr (e.g., Mamajek et al. 2004, and references therein). The age and infrared excess also rule out the possibility that star Bc is a massive white dwarf. We are left with the hypothesis that it is instead a binary composed of late-type dwarfs, and we explore this here by attempting to model the infrared excess using theoretical isochrones.

Even though the Yonsei-Yale isochrones used above reach masses as low as $0.4 M_{\odot}$, they are not specifically intended for the lower main-sequence and are thus not expected to reproduce the radiative properties of real M dwarfs as closely as needed for our purposes. Other series of models are available that are designed for low-mass stars and incorporate a more realistic equation of state, more complete tables of molecular opacities, and non-grey boundary conditions, all of which have been shown to be critical for this regime (see, e.g., Chabrier & Baraffe 1997). In particular, the Baraffe et al. (1998) models have been found to match the observed colors of late-type objects fairly well. However, they are not publicly available for the full range of stellar masses we require, and the range of metallicities available is also limited. Due to the latter restriction, we adopt in the following the solar composition for HD 27638, which is well within the uncertainties of our determination in the previous section. At this metallicity, the best match to the magnitudes and temperatures of the three visible stars using the Yonsei-Yale models is 240 Myr, which is also within the errors and which we adopt hereafter. This solar-metallicity/240-Myr isochrone is shown

with a solid line in Figure 4, and is nearly indistinguishable from the $Z = 0.021/200$ -Myr model (dashed line) near the observations.

A further complication for our modeling of the infrared excess has to do with the mixing length parameter, α_{ML} . The value adopted by Baraffe et al. (1998) for solar-type stars is $\alpha_{\text{ML}} = 1.9$, which is the best fit to the properties of the Sun. This value is presumably also appropriate for stars Ba and Bb in HD 27638, which are close to a solar mass. However, these models only reach as low as $0.6 M_{\odot}$ for this α_{ML} , and may limit our predictions for Bc if the components are even smaller. For lower-mass stars Baraffe et al. (1998) adopt a different mixing length of $\alpha_{\text{ML}} = 1.0$ (with the rest of the physics in the models being the same), which has been found to give satisfactory results in modeling the colors of these objects even down to the brown dwarf regime, but does not reproduce the properties of solar-type stars. Therefore, we proceeded as follows: We first used an isochrone with the higher value of α_{ML} to determine the masses of stars Ba and Bb that provide the best match to their effective temperatures and absolute visual magnitudes. These masses and the corresponding infrared colors (which are similar to our previous results using the Yonsei-Yale models) were then held fixed, and a Baraffe et al. (1998) isochrone with the same age and metallicity but with $\alpha_{\text{ML}} = 1.0$ was used to explore which combination of masses for the individual components of Bc gives the best match to the observed values of $V - J$, $V - H$, and $V - K$ when adding also the light of Ba and Bb. The observed colors were converted to the CIT system of Elias et al. (1983) for consistency with the passbands of these isochrones, following Carpenter (2001). The masses of the Bc components are not completely arbitrary: their sum is constrained by the mass function in the outer orbit (see Table 2), but depends also on the inclination angle of that orbit ($i_{\text{Bab-c}}$). Therefore, we performed a grid search varying $i_{\text{Bab-c}}$ and q_{Bc} (the mass ratio between the secondary and the primary of Bc) over wide ranges, seeking to reproduce the colors. The best match was found for $i_{\text{Bab-c}} = 73^{\circ} \pm 6^{\circ}$ and equal-mass stars ($q_{\text{Bc}} = 1.0$). The corresponding masses for the Bc components are $0.70 M_{\odot}$ each. These parameters reproduce the combined near-infrared colors of HD 27638B very well, as seen in the lower

part of Table 4. In Figure 5 we show a contour plot of the χ^2 surface corresponding to the two fitted variables. The inferred visual brightness of each star in Bc is $M_V = 7.87$, which is about 3.7 mag fainter than star Ba, and explains why neither we nor Tokovinin & Gorynya (2001) were able to detect them spectroscopically. The location of Bc in the H-R diagram is shown in Figure 4.

5. Discussion and concluding remarks

Our modeling of the infrared excess of HD 27638B shows that the unseen and over-massive third star is well explained as an equal-mass binary composed of late-type stars of $M \approx 0.70 M_\odot$ (spectral type approximately K4). As indicated above, the alignment of the major axes of the inner (Ba–Bb) and outer (Bab–Bc) orbits in this qqadruple system as evidenced by the nearly identical longitudes of periastron is a sign that dynamical interactions are at play. Our estimates of the inclination angles of the two orbits (i_{Bab} and $i_{\text{Bab-c}}$) provide some information on the relative inclination angle ϕ , which is of considerable dynamical importance. That angle is given by $\cos \phi = \cos i_{\text{Bab}} \cos i_{\text{Bab-c}} + \sin i_{\text{Bab}} \sin i_{\text{Bab-c}} \cos(\Omega_{\text{Bab}} - \Omega_{\text{Bab-c}})$ (e.g., Fekel 1981). The position angles of the nodes (Ω_{Bab} and $\Omega_{\text{Bab-c}}$) are unknown, so we can only set limits to $\cos(\Omega_{\text{Bab}} - \Omega_{\text{Bab-c}})$ between -1 and $+1$, which leads to $i_{\text{Bab-c}} - i_{\text{Bab}} \leq \phi \leq i_{\text{Bab-c}} + i_{\text{Bab}}$. A lower limit to ϕ can thus be placed at $\phi_{\text{min}} = 20^\circ \pm 6^\circ$, which appears to exclude coplanarity.

With our estimates of i_{Bab} and $i_{\text{Bab-c}}$ the total mass of HD 27638B is $3.6 M_\odot$. The angular semimajor axis of the wide orbit in this system is therefore $a = 83.6$ mas, corresponding to 6.86 AU. Given the eccentricity and orientation of the orbit, the angular separation can be as large as 90 mas at times. The combined brightness of the stars in Bc is expected to be approximately 3.3 mag fainter than Ba+Bb in V , which should make it feasible to resolve Bc, e.g., by the speckle interferometry technique in the visible on a 4-m class telescope. The brightness difference in the K band is even more favorable ($\Delta K \approx 1.5$ mag)⁴.

⁴Tokovinin & Gorynya (2001) reported an attempt made in October 1997 by I. I. Balega and collaborators to resolve HD 27638B with the speckle technique in the K band using the 6-m telescope at the Special Astrophysical Observatory

Perhaps one of the most intriguing properties of HD 27638B is the presence of strong Li $\lambda 6708$ absorption, as reported originally by Gahm, Ahlin & Lindroos (1983), suggesting the star is young. This motivated a number of studies to explore the possibility that it is a post-T Tauri star. The equivalent width of the Li line was found to be 156 ± 4 mÅ by Martín, Magazzù & Rebolo (1992) and 152 mÅ by Pallavicini, Pasquini & Randich (1992), although no account of the double-lined nature of the star was made in these measurements. Pallavicini, Pasquini & Randich (1992) also reported that no Ca II H and K emission is seen in HD 27638B, and that the H α line is in absorption, which is somewhat unusual for a pre-main sequence object. Neither of the two visual components have been detected in X-rays (Schmitt et al. 1993; Huélamo et al. 2000). Other than the near-infrared excess discussed in the present work, which is adequately explained by binary nature for Bc, no additional excess at longer wavelengths has been seen in HD 27638B. Although the IRAS satellite detected flux at $12\mu\text{m}$ (but not at $25\mu\text{m}$, $60\mu\text{m}$, or $100\mu\text{m}$), that flux is consistent with being of photospheric origin and does not suggest any substantial amount of dust (Wyatt, Dent & Greaves 2003). More sensitive observations by these authors at $850\mu\text{m}$ yielded no detection of HD 27638B. With this evidence and the fact that the age of the system as estimated from the B-type primary is more typical of ZAMS stars, most studies have concluded that HD 27638B is not a post-T Tauri star. We support this conclusion, and our age is in fact even older than previous estimates. The presence of a strong Li line is a necessary but not sufficient condition for youth, as pointed out by Pallavicini, Pasquini & Randich (1992). In fact, this feature is sometimes strong in evolved RS CVn binaries and in other old stars (e.g., Duncan 1981; Pallavicini, Cerruti-Sola & Duncan 1987; do Nascimento et al. 2003, and others), which is considered to be a result of the interplay between rotation and the properties of the convective envelopes in these stars, as described in the previous references. Thus, while typical of very young stars, the strength of the Li line in HD 27638B is not exceptional for older objects.

in Zelenchuk, Russia. The companion was not resolved: the resolution limit was 90 mas, and the predicted separation according to our orbit was about 60 mas.

From the evidence presented here at least five components are known in the HD 27638 system. The B-type star itself has been examined for duplicity by the lunar occultation technique (Meyer et al. 1995) but was found to be unresolved. We note, however, that the Hipparcos Catalog lists the star as a ‘suspected non-single’ (ESA 1997) based on the quality of the astrometric solution, although no convincing non-single star solution was found. The radial velocity measurements of HD 27638A are too few in number and too poor in quality to be of much help in this regard. Thus, it is still possible that additional components are present, making this a very interesting multiple system.

Thanks are due to J. Caruso, R. J. Davis, D. W. Latham, R. D. Mathieu, R. P. Stefanik, and J. Zazajac for obtaining most of the CfA spectroscopic observations used in this work, and to R. J. Davis for additionally maintaining the CfA echelle database. The author is also grateful to A. A. Tokovinin and N. A. Gorynya for providing their RVM observations of HD 27638B. We thank the anonymous referee for a prompt reading of the manuscript and helpful comments. Partial support for this work from NSF grant AST-0406183 and NASA’s MASSIF SIM Key Project (BLF57-04) is acknowledged. This research has made use of the SIMBAD database, operated at CDS, Strasbourg, France, of NASA’s Astrophysics Data System Abstract Service, of the Washington Double Star Catalog maintained at the U.S. Naval Observatory, and of data products from the Two Micron All Sky Survey, which is a joint project of the University of Massachusetts and the Infrared Processing and Analysis Center/California Institute of Technology, funded by NASA and the NSF.

REFERENCES

- Abt, H., Levato, H., & Grosso, M. 2002, *ApJ*, 573, 359
- Balona, L. A. 1994, *MNRAS*, 268, 119
- Baraffe, I., Chabrier, G., Allard, F., & Hauschildt, P. H. 1998, *A&A*, 337, 403
- Barbier-Brossat, M., & Figon, P. 2000, *A&AS*, 142, 217
- Bessell, M. S., & Brett, J. M. 1988, *PASP*, 100, 1134
- Carpenter, J. M. 2001, *AJ*, 121, 2851
- Chabrier, G., & Baraffe, I. 1997, *A&A*, 327, 1039
- Cox, A. N. 2000, *Allen’s Astrophysical Quantities*, 4th Ed. (Berlin: Springer), 388
- Crawford, D. L. 1978, *AJ*, 83, 48
- Demarque, P., Woo, J.-H., Kim, Y.-C., & Yi, S. K. 2004, *ApJS*, 155, 667
- do Nascimento, J. D. Jr., Canto Martins, B. L., Melo, C. H. F., Porto de Mello, G., & De Medeiros, J. R. 2003, *A&A*, 405, 723
- Duncan, D. K. 1981, *ApJ*, 248, 651
- Elias, J. H., Frogel, J. A., Hyland, A. R., & Jones, T. J. 1983, *AJ*, 88, 1027
- ESA 1997, *The Hipparcos and Tycho Catalogues*, ESA SP-1200
- Fekel, F. C. Jr. 1981, *ApJ*, 246, 879
- Gahm, G. F., Ahlin, P., & Lindroos, K. P. 1983, *A&AS*, 51, 143
- Gerbaldi, M., Faraggiana, R., & Balin, N. 2001, *A&A*, 379, 162
- Gray, D. F. 1992, *The Observation and Analysis of Stellar Photospheres*, 2nd Ed. (Cambridge: Cambridge Univ. Press), 430
- Høg, E., Fabricius, C., Makarov, V. V., Urban, S., Corbin, T., Wycoff, G., Bastian, U., Schwendiek, P., & Wicenec, A. 2000, *A&A*, 355, L27
- Huélamo, N., Fernández, M., Neuhauser, R., & Wolk, S. J. 2004, *A&A*, 428, 953

- Huélamo, N., Neuhauser, R., Stelzer, B., Supper, R., & Zinnecker, H. 2000, *A&A*, 359, 227
- Künzli, M., North, P., Kurucz, R. L., & Nicolet, B. 1997, *A&AS*, 122, 51
- Latham, D. W. 1992, in *IAU Coll. 135, Complementary Approaches to Double and Multiple Star Research*, ASP Conf. Ser. 32, eds. H. A. McAlister & W. I. Hartkopf (San Francisco: ASP), 110
- Latham, D. W., Nordström, B., Andersen, J., Torres, G., Stefanik, R. P., Thaller, M., & Bester, M. 1996, *A&A*, 314, 864
- Latham, D. W., Stefanik, R. P., Torres, G., Davis, R. J., Mazeh, T., Carney, B. W., Laird, J. B., & Morse, J. A. 2002, *AJ*, 124, 1144
- Lewis, T. 1906, *MmRAS*, 56, 1
- Lindroos, K. P. 1986, *A&A*, 156, 223
- Mamajek, E. E., Meyer, M. R., Hinz, P. M., Hoffman, W. F., Cohen, M., & Hora, J. L. 2004, *ApJ*, 612, 496
- Martín, E. L., Magazzù, A., & Rebolo, R. 1992, *A&A*, 257, 186
- Mermilliod, J.-C., Mermilliod, M., & Hauck, B. 1997, *A&AS*, 124, 349
- Meyer, C., Rabbia, Y., Froeschlé, M., Helmer, G., & Amieux, G. 1995, *A&AS*, 110, 107
- Moon, T. T., & Dworetsky, M. M. 1985, *MNRAS*, 217, 305
- Murphy, R. E. 1969, *AJ*, 74, 1082
- Napiwotzki, R., Schönberner, D., & Wenske, V. 1993, *A&A*, 268, 653
- Nordström, B., Latham, D. W., Morse, J. A., Milone, A. A. E., Kurucz, R. L., Andersen, J., & Stefanik, R. P. 1994, *A&A*, 287, 338
- Pallavicini, R., Cerruti-Sola, M., & Duncan, D. K. 1987, *A&A*, 174, 116
- Pallavicini, R., Pasquini, L., & Randich, S. 1992, *A&A*, 261, 245
- Popper, D. M. 1980, *ARA&A*, 18, 115
- Press, W. H., Teukolsky, S. A., Vetterling, W. T., & Flannery, B. P. 1992, *Numerical Recipes*, (2nd. ed.; Cambridge: Cambridge Univ. Press), 650
- Schmitt, J. H. M. M., Zinnecker, H., Cruddace, R., & Harnden, F. R. Jr. 1993, *ApJ*, 402, L13
- Smalley, B., & Dworetsky, M. M. 1995, *A&A*, 293, 446
- Stefanik, R. P., Latham, D. W., & Torres, G. 1999, in *Precise Stellar Radial Velocities*, *IAU Coll. 170*, ASP Conf. Ser., 185, eds. J. B. Hearnshaw & C. D. Scarfe (San Francisco: ASP), 354
- Tokovinin, A. A. 1987, *Soviet Ast.*, 31, 98
- Tokovinin, A. A. 1999, in *Precise Stellar Radial Velocities*, ASP Conf. Ser. 185, eds. J. B. Hearnshaw & C. D. Scarfe (San Francisco: ASP), 347
- Tokovinin, A. A., & Gorynya, N. A. 2001, *A&A*, 374, 227
- Torres, G., Neuhauser, R., & Guenther, E. W. 2002, *AJ*, 123, 1701
- Uesugi, A., & Fukuda, I. 1982, *Revised Catalogue of Stellar Rotational Velocities*, Department of Astronomy, Kyoto Univ., Japan
- Wyatt, M. C., Dent, W. R. F., & Greaves, J. S. 2003, *MNRAS*, 342, 876
- Yi, S. K., Demarque, P., Kim, Y.-C., Lee, Y.-W., Ree, C. H., Lejeune, T., & Barnes, S. 2001, *ApJS*, 136, 417
- Zucker, S., & Mazeh, T. 1994, *ApJ*, 420, 806
- Zucker, S., Torres, G., & Mazeh, T. 1995, *ApJ*, 452, 863

TABLE 1
CFA RADIAL VELOCITY MEASUREMENTS FOR HD 27638B IN THE HELIOCENTRIC FRAME.

HJD (2,400,000+)	Year	RV _{Ba} (km s ⁻¹)	(O - C) _{Ba} (km s ⁻¹)	RV _{Bb} (km s ⁻¹)	(O - C) _{Bb} (km s ⁻¹)	Inner Phase	Outer Phase	ΔT^a (days)
45631.7736	1983.810	-19.91	+0.04	+62.88	+0.07	0.804	0.445	-0.0172
47431.7684	1988.739	+19.13	+0.83	-4.72	+1.43	0.063	0.967	+0.0068
47492.7114	1988.905	+15.41	-0.24	+0.33	-0.41	0.525	0.984	+0.0081
47514.5937	1988.965	-23.33	-0.49	+46.29	-0.86	0.769	0.991	+0.0085
47522.8716	1988.988	+46.62	+0.04	-30.74	+0.07	0.239	0.993	+0.0086
47544.5902	1989.047	+24.49	-0.09	-4.59	-0.16	0.473	0.999	+0.0089
47545.5598	1989.050	+16.49	-0.48	+3.11	-0.83	0.528	1.000	+0.0089
47547.5545	1989.056	-0.31	+0.07	+24.96	+0.12	0.641	0.000	+0.0090
47547.5591	1989.056	-1.60	-1.18	+24.09	-2.04	0.641	0.000	+0.0090
47549.5592	1989.061	-19.52	-0.07	+45.62	-0.11	0.755	0.001	+0.0090
47552.7150	1989.070	-30.49	-0.16	+59.53	-0.28	0.934	0.002	+0.0090
47554.7521	1989.075	+16.61	+0.33	+3.31	+0.58	0.050	0.002	+0.0091
47555.6199	1989.078	+34.67	+0.15	-16.39	+0.25	0.099	0.003	+0.0091
47556.5866	1989.080	+45.83	+0.70	-28.30	+1.21	0.154	0.003	+0.0091
47570.5279	1989.118	-26.43	+0.62	+57.53	+1.07	0.946	0.007	+0.0092
47585.6424	1989.160	-25.28	+0.87	+58.94	+1.51	0.805	0.011	+0.0094
47602.5592	1989.206	-19.14	+0.32	+49.71	+0.56	0.766	0.016	+0.0095
47612.5311	1989.233	+43.82	+0.55	-21.65	+0.96	0.332	0.019	+0.0096
47787.0247	1989.711	+53.98	-0.71	-25.28	-1.24	0.246	0.070	+0.0089
47809.9063	1989.774	+22.11	-0.42	+12.88	-0.72	0.545	0.076	+0.0086
47812.9855	1989.782	-4.97	+0.57	+47.86	+0.98	0.720	0.077	+0.0086
47832.7845	1989.837	-24.10	-0.16	+68.55	-0.27	0.845	0.083	+0.0083
47836.6651	1989.847	+30.38	-0.93	+5.74	-1.62	0.066	0.084	+0.0082
47854.6263	1989.896	+39.51	+0.38	-1.40	+0.65	0.086	0.089	+0.0079
47864.7828	1989.924	+5.35	+0.19	+36.67	+0.33	0.663	0.092	+0.0078
47882.7374	1989.973	+1.70	-0.41	+40.95	-0.71	0.683	0.097	+0.0074
47893.6744	1990.003	+52.97	-0.17	-17.04	-0.29	0.304	0.101	+0.0072
47923.5507	1990.085	+2.37	-0.61	+40.47	-1.06	0.002	0.109	+0.0066
47942.5751	1990.137	+38.60	-0.59	+0.47	-1.02	0.082	0.115	+0.0062
47957.5210	1990.178	-21.27	-0.65	+69.11	-1.13	0.932	0.119	+0.0059
50408.7920	1996.889	+43.39	+0.42	-36.01	+0.72	0.190	0.830	-0.0075
50420.7667	1996.922	-39.14	-0.31	+59.12	-0.54	0.870	0.833	-0.0072
50443.5874	1996.984	+41.34	+0.06	-34.97	+0.10	0.167	0.840	-0.0065
50464.6277	1997.042	+33.88	+0.60	-25.96	+1.04	0.362	0.846	-0.0059
50478.6666	1997.081	+40.10	-0.26	-35.95	-0.44	0.160	0.850	-0.0055
50492.5423	1997.119	-32.89	-0.24	+51.02	-0.41	0.948	0.854	-0.0051
50535.5573	1997.236	+30.18	+0.67	-21.09	+1.16	0.392	0.866	-0.0038
50555.5184	1997.291	+11.41	-0.55	-3.65	-0.96	0.526	0.872	-0.0032
50695.8306	1997.675	+16.02	+0.26	-5.65	+0.46	0.497	0.913	+0.0013
50711.0249	1997.717	+32.68	+0.00	-26.58	+0.00	0.360	0.917	+0.0018
50727.8173	1997.763	+36.98	-0.21	-30.97	-0.37	0.314	0.922	+0.0023
50747.8564	1997.818	+21.20	-0.76	-11.74	-1.32	0.453	0.928	+0.0030
50777.7853	1997.899	+39.43	-0.09	-34.36	-0.15	0.153	0.936	+0.0039
50826.5584	1998.033	-37.15	-0.38	+57.43	-0.66	0.924	0.951	+0.0053
50884.5732	1998.192	+44.60	+0.12	-35.27	+0.20	0.219	0.967	+0.0068
51062.7874	1998.680	+42.14	+0.01	-21.04	+0.01	0.344	0.019	+0.0096
51111.8647	1998.814	+46.10	+0.50	-22.33	+0.87	0.132	0.033	+0.0097
51160.6170	1998.948	-28.78	+0.17	+67.73	+0.29	0.902	0.047	+0.0096
51226.6126	1999.128	+5.79	+0.53	+33.75	+0.92	0.651	0.067	+0.0090
51457.8559	1999.761	-14.58	-0.56	+63.34	-0.98	0.788	0.134	+0.0048
51494.7334	1999.862	-23.42	+0.22	+76.12	+0.38	0.883	0.144	+0.0039
51540.6589	1999.988	+33.12	-0.27	+8.73	-0.47	0.492	0.158	+0.0028
51571.6012	2000.073	+58.94	+0.54	-18.52	+0.94	0.250	0.166	+0.0020
51610.5274	2000.179	+38.44	+0.75	+5.27	+1.29	0.461	0.178	+0.0011
51779.7801	2000.643	+37.47	-0.62	+3.75	-1.07	0.077	0.227	-0.0032
51812.8888	2000.733	-14.00	-0.45	+61.41	-0.78	0.958	0.236	-0.0040
51856.7677	2000.854	+39.75	+0.99	+3.70	+1.71	0.451	0.249	-0.0051
51901.6080	2000.976	+1.69	-0.14	+45.53	-0.24	0.998	0.262	-0.0061

TABLE 1—*Continued*

HJD (2,400,000+)	Year	RV_{Ba} (km s^{-1})	$(O - C)_{Ba}$ (km s^{-1})	RV_{Bb} (km s^{-1})	$(O - C)_{Bb}$ (km s^{-1})	Inner Phase	Outer Phase	ΔT^a (days)
51937.5836	2001.075	+23.71	+1.06	+18.43	+1.84	0.042	0.273	−0.0070
51981.5237	2001.195	+26.91	+0.68	+16.69	+1.17	0.538	0.285	−0.0079
52144.8816	2001.642	−20.03	−0.51	+67.91	−0.88	0.819	0.333	−0.0113
52208.8583	2001.818	+35.00	−1.71	−0.80	−2.96	0.453	0.351	−0.0125
52251.6866	2001.935	−26.57	−0.85	+73.04	−1.47	0.886	0.364	−0.0133
52302.6350	2002.074	−15.32	−0.52	+60.21	−0.89	0.781	0.378	−0.0141
52340.5746	2002.178	−21.75	+0.19	+68.17	+0.32	0.936	0.389	−0.0147
52512.8888	2002.650	−5.99	+0.96	+47.80	+1.67	0.725	0.439	−0.0170
52583.7527	2002.844	−12.30	−0.48	+52.52	−0.83	0.751	0.460	−0.0177
52676.6419	2003.098	+11.24	+0.01	+23.71	+0.01	0.028	0.487	−0.0185
52871.8749	2003.633	+42.65	−0.92	−18.76	−1.60	0.120	0.543	−0.0195
53000.7831	2003.986	+32.66	+0.30	−6.59	+0.52	0.443	0.581	−0.0196
53273.8960	2004.733	−23.33	+0.20	+54.13	+0.35	0.959	0.660	−0.0182
53355.7606	2004.958	+4.44	−0.96	+17.55	−1.66	0.609	0.684	−0.0174

^a Light travel time corrections.

TABLE 2
SPECTROSCOPIC ORBITAL SOLUTIONS FOR HD 27638B.

Parameter	CfA data	RVM data	Combined
Adjusted quantities from inner orbit (Ba and Bb)			
P_{Bab} (days).....	17.602283 ± 0.000039	17.60231 ± 0.00016	17.602309 ± 0.000036
K_{Ba} (km s^{-1}).....	41.38 ± 0.10	41.12 ± 0.13	41.287 ± 0.080
K_{Bb} (km s^{-1}).....	48.15 ± 0.18	48.12 ± 0.17	48.133 ± 0.080
e_{Bab}	0.2950 ± 0.0018	0.2929 ± 0.0022	0.2938 ± 0.0013
ω_{Ba} (deg).....	249.38 ± 0.44	249.60 ± 0.52	249.43 ± 0.33
T_{Bab} (HJD-2,400,000).....	48891.644 ± 0.019	48891.662 ± 0.028	48891.649 ± 0.014
Adjusted quantities from outer orbit (Ba+Bb and Bc)			
$P_{\text{Bab-c}}$ (days).....	3445.8 ± 8.0	3371 ± 58	3450.6 ± 6.1
K_{Bab} (km s^{-1}).....	8.579 ± 0.094	8.79 ± 0.11	8.625 ± 0.067
$e_{\text{Bab-c}}$	0.3459 ± 0.0098	0.352 ± 0.016	0.3560 ± 0.0068
ω_{Bab} (deg).....	250.8 ± 2.3	250.2 ± 2.3	250.3 ± 1.5
$T_{\text{Bab-c}}$ (HJD-2,400,000).....	47549 ± 14	47630 ± 57	47546.5 ± 9.7
Other adjusted quantities			
γ (km s^{-1}).....	$+14.673 \pm 0.089$	$+14.502 \pm 0.078$	$+14.694 \pm 0.081$
$\Delta RV(\text{RVM-CfA})$ (km s^{-1}).....	-0.18 ± 0.11
Derived quantities from inner orbit			
$a_{\text{Ba}} \sin i_{\text{Bab}}$ (10^6 km).....	9.569 ± 0.026	9.517 ± 0.029	9.552 ± 0.017
$a_{\text{Bb}} \sin i_{\text{Bab}}$ (10^6 km).....	11.137 ± 0.026	11.137 ± 0.029	11.136 ± 0.017
$a_{\text{Ba+Bb}} \sin i_{\text{Bab}}$ (R_{\odot}).....	29.750 ± 0.072	29.676 ± 0.066	29.725 ± 0.045
$M_{\text{Ba}} \sin^3 i_{\text{Bab}}$ (M_{\odot}).....	0.6140 ± 0.0052	0.6110 ± 0.0045	0.6130 ± 0.0032
$M_{\text{Bb}} \sin^3 i_{\text{Bab}}$ (M_{\odot}).....	0.5276 ± 0.0035	0.5222 ± 0.0035	0.5258 ± 0.0022
$q \equiv M_{\text{Bb}}/M_{\text{Ba}}$	0.8592 ± 0.0041	0.8545 ± 0.0041	0.8578 ± 0.0026
Derived quantities from outer orbit			
$a_{\text{Bab}} \sin i_{\text{Bab-c}}$ (10^6 km).....	381.4 ± 5.0	381.2 ± 5.3	382.5 ± 3.0
$f(M)$ (M_{\odot}).....	0.1862 ± 0.0072	0.1942 ± 0.0069	0.1872 ± 0.0043
$M_{\text{Bc}} \sin i_{\text{Bab-c}}/(M_{\text{Ba}} + M_{\text{Bb}} + M_{\text{Bc}})^{2/3}$ (M_{\odot})....	0.5710 ± 0.0073	0.5791 ± 0.0068	0.5721 ± 0.0044
Other quantities pertaining to the fit			
N_{obs} for Ba.....	72	78	72+78
N_{obs} for Bb.....	72	58	72+58
Time span (days).....	7724	3305	7724
Cycles in outer orbit.....	2.24	0.98	2.24
σ_{Ba} (km s^{-1}).....	0.59	0.73	0.58 / 0.75
σ_{Bb} (km s^{-1}).....	1.03	0.93	1.04 / 0.93

TABLE 3
RVM MEASUREMENTS FOR HD 27638B IN THE HELIOCENTRIC FRAME.

HJD (2,400,000+)	Year	RV _{Ba} (km s ⁻¹)	σ_{RV} (km s ⁻¹)	(O - C) _{Ba} (km s ⁻¹)	RV _{Bb} (km s ⁻¹)	σ_{RV} (km s ⁻¹)	(O - C) _{Bb} (km s ⁻¹)	Inner Phase	Outer Phase	ΔT^a (days)
49975.563.....	1995.703	+9.83	0.24	+0.40	0.578	0.704	-0.0165
49989.535.....	1995.741	+36.62	0.32	-0.05	0.372	0.708	-0.0163
49991.558.....	1995.747	+22.62	0.27	+0.16	0.487	0.709	-0.0163
49995.522.....	1995.758	-12.30	0.30	+0.24	+37.34	0.65	+0.59	0.712	0.710	-0.0162
49996.487.....	1995.760	-21.65	0.37	+0.16	+47.66	0.57	+0.13	0.767	0.710	-0.0162
49997.540.....	1995.763	-30.28	0.30	+0.51	+59.92	0.52	+1.93	0.826	0.710	-0.0162
49998.437.....	1995.766	-35.35	0.34	-0.17	+63.16	0.48	+0.07	0.877	0.711	-0.0162
49999.461.....	1995.769	-30.61	0.24	+0.49	+58.99	0.32	+0.68	0.936	0.711	-0.0162
50092.237.....	1996.023	+46.53	0.33	+0.28	0.206	0.738	-0.0147
50095.328.....	1996.031	+34.48	0.52	-0.03	0.382	0.739	-0.0146
50096.279.....	1996.034	+26.99	0.30	-1.08	-12.30	0.54	+0.42	0.436	0.739	-0.0146
50097.324.....	1996.036	+19.56	0.24	-0.67	-3.96	0.47	-0.35	0.495	0.739	-0.0146
50106.227.....	1996.061	-10.00	0.44	-0.49	+29.71	1.09	-1.16	0.001	0.742	-0.0144
50108.252.....	1996.066	+37.10	0.34	+0.53	-22.60	0.51	+0.29	0.116	0.742	-0.0144
50324.534.....	1996.659	+29.58	0.31	-0.18	-18.65	0.55	+0.92	0.403	0.805	-0.0097
50325.564.....	1996.661	+21.34	0.36	-1.11	-9.33	0.75	+1.74	0.462	0.805	-0.0097
50331.551.....	1996.678	-31.49	0.47	-0.77	+51.60	0.75	+0.81	0.802	0.807	-0.0096
50333.520.....	1996.683	-37.49	0.54	-0.02	+59.60	1.07	+0.98	0.914	0.808	-0.0095
50338.498.....	1996.697	+43.10	0.40	-0.55	-36.38	0.72	-0.33	0.197	0.809	-0.0094
50353.583.....	1996.738	+12.81	0.31	-0.31	-0.78	0.56	-0.01	0.054	0.814	-0.0090
50482.234.....	1997.090	+33.59	1.15	+0.65	0.362	0.851	-0.0054
50484.274.....	1997.096	+18.75	0.33	-0.10	-8.59	0.67	+1.28	0.478	0.851	-0.0053
50709.575.....	1997.713	+39.48	0.29	-0.21	-35.25	0.47	+0.26	0.278	0.917	+0.0018
50714.594.....	1997.726	+4.74	0.23	-1.40	0.563	0.918	+0.0019
50726.556.....	1997.759	+40.78	0.22	-0.77	-37.91	0.57	-0.41	0.242	0.922	+0.0023
50732.544.....	1997.776	+4.49	0.23	+1.25	0.583	0.923	+0.0025
50758.434.....	1997.846	+9.77	0.47	-2.18	0.053	0.931	+0.0033
50773.407.....	1997.887	-40.29	0.49	-0.66	+58.13	0.86	+0.17	0.904	0.935	+0.0038
50801.316.....	1997.964	+17.29	0.62	-0.12	-7.73	1.07	+0.07	0.490	0.943	+0.0046
50897.239.....	1998.227	-32.68	0.33	+0.01	+57.13	1.01	+2.53	0.939	0.971	+0.0071
50899.208.....	1998.232	+14.32	0.51	+1.01	+0.36	1.06	-0.72	0.051	0.972	+0.0072
50906.211.....	1998.251	+23.71	0.55	-1.17	-12.65	1.00	-0.62	0.449	0.974	+0.0073
50919.245.....	1998.287	+44.85	0.97	+0.07	0.189	0.977	+0.0076
50926.257.....	1998.306	+6.91	0.59	+1.19	0.588	0.979	+0.0078
51055.521.....	1998.660	-28.52	0.49	+0.75	+59.87	1.13	-1.48	0.931	0.017	+0.0095
51057.518.....	1998.665	+13.21	0.26	-2.29	0.045	0.018	+0.0095
51059.525.....	1998.671	+46.85	0.49	-0.39	-27.27	0.81	+0.28	0.159	0.018	+0.0096
51061.507.....	1998.676	+47.23	0.32	-0.64	-28.77	0.61	-0.63	0.271	0.019	+0.0096
51063.560.....	1998.682	+38.66	0.37	+1.38	-14.94	0.78	+0.70	0.388	0.019	+0.0096
51065.554.....	1998.687	+22.85	0.27	-0.07	+1.60	0.53	+0.35	0.501	0.020	+0.0096
51069.582.....	1998.698	-12.64	0.31	+0.40	0.730	0.021	+0.0096
51431.577.....	1999.689	+53.72	0.34	-1.00	-16.59	0.61	+1.19	0.295	0.126	+0.0054
51433.553.....	1999.695	+42.94	0.25	-0.50	-3.96	0.65	+0.63	0.407	0.126	+0.0054
51442.595.....	1999.720	-22.97	0.40	-0.87	+72.00	0.57	+0.02	0.921	0.129	+0.0052
51445.578.....	1999.728	+42.46	0.21	+0.27	-1.08	0.44	+1.83	0.091	0.130	+0.0051
51446.585.....	1999.731	+54.56	0.26	-0.07	-16.51	0.42	+0.89	0.148	0.130	+0.0051
51447.520.....	1999.733	+58.57	0.37	+0.27	-22.38	0.62	-0.73	0.201	0.131	+0.0050
51448.602.....	1999.736	+57.24	0.27	+0.24	-19.52	0.50	+0.61	0.262	0.131	+0.0050
51449.572.....	1999.739	+53.05	0.23	+0.00	-16.81	0.40	-1.32	0.317	0.131	+0.0050
51450.574.....	1999.741	+47.00	0.28	-0.38	-8.84	0.47	+0.03	0.374	0.131	+0.0050
51454.613.....	1999.753	+17.28	0.31	+1.02	+28.70	0.66	+1.23	0.604	0.133	+0.0049
51455.531.....	1999.755	+8.44	0.32	+0.58	0.656	0.133	+0.0049
51458.573.....	1999.763	-19.96	0.35	+0.00	+69.97	0.58	+0.20	0.829	0.134	+0.0048
51463.586.....	1999.777	+48.82	0.36	+0.19	-9.69	1.06	+0.43	0.114	0.135	+0.0047
51463.586.....	1999.777	-8.64	0.88	+1.48	0.114	0.135	+0.0047
51467.487.....	1999.788	+51.88	0.34	+0.33	-14.06	0.47	-0.60	0.335	0.136	+0.0046
51519.356.....	1999.930	+56.60	0.57	+0.34	-16.63	1.66	+1.68	0.282	0.151	+0.0033
51929.192.....	2001.052	+22.02	0.34	-0.27	0.565	0.270	-0.0068
51929.192.....	2001.052	+21.63	0.36	-0.66	0.565	0.270	-0.0068
51932.210.....	2001.060	-6.32	0.80	-0.66	+53.00	0.86	+0.09	0.737	0.271	-0.0068
51958.179.....	2001.131	+58.96	0.50	+0.67	-21.06	0.65	+0.83	0.212	0.279	-0.0074
51970.185.....	2001.164	-25.44	0.47	-1.16	+75.64	0.92	+1.40	0.894	0.282	-0.0077
51988.187.....	2001.213	-23.20	0.50	-0.25	+72.37	0.79	-0.13	0.917	0.287	-0.0081
51991.196.....	2001.222	+40.41	0.44	-0.30	+0.09	0.92	+1.83	0.088	0.288	-0.0082
51992.220.....	2001.224	+54.40	0.44	+0.42	-16.28	1.01	+0.95	0.146	0.288	-0.0082
51995.210.....	2001.233	+52.25	0.67	-0.72	-16.98	0.76	-0.91	0.316	0.289	-0.0082
52197.602.....	2001.787	-20.45	0.43	-1.12	+65.70	0.55	-0.10	0.814	0.348	-0.0123
52198.544.....	2001.789	-25.93	0.63	-0.98	+72.52	0.69	+0.18	0.867	0.348	-0.0123
52199.594.....	2001.792	-21.51	0.34	+1.30	+70.10	0.48	+0.27	0.927	0.348	-0.0124
52208.507.....	2001.817	+38.97	0.41	-0.10	-2.97	0.65	-0.53	0.433	0.351	-0.0125
52209.580.....	2001.820	+31.05	0.23	-0.01	+8.14	0.42	+1.24	0.494	0.351	-0.0125
52210.558.....	2001.822	+23.97	1.90	+0.84	+16.92	1.22	+0.80	0.550	0.352	-0.0126
52214.640.....	2001.833	-16.26	1.08	-1.66	0.782	0.353	-0.0126
52215.611.....	2001.836	-22.54	0.42	-0.16	0.837	0.353	-0.0126
52216.637.....	2001.839	-25.94	1.20	-0.33	0.895	0.353	-0.0127
52217.469.....	2001.841	-20.02	0.38	-0.04	+64.55	0.49	-1.75	0.942	0.354	-0.0127
52223.285.....	2001.857	+54.67	0.32	-0.23	-20.86	0.62	+0.23	0.273	0.355	-0.0128
53276.539.....	2004.741	+36.82	0.32	-0.62	0.109	0.661	-0.0182
53280.565.....	2004.752	+41.20	0.34	-0.49	0.338	0.662	-0.0182

^a Light travel time corrections.

TABLE 4
NEAR INFRARED COLORS FOR HD 27638A AND HD 27638B COMPARED TO MODEL PREDICTIONS.

Color	Observed (mag)	Model (mag)	$O-C$ (mag)
HD 27638A (models by Yi et al. 2001) ^a			
M_V	0.82 ± 0.18	0.81	+0.01
$V-J$	-0.045 ± 0.035	-0.064	+0.019
$V-H$	-0.078 ± 0.024	-0.066	-0.012
$V-K$	-0.094 ± 0.021	-0.061	-0.033
HD 27638B (models by Yi et al. 2001) ^a			
M_V	3.85 ± 0.18	3.87	-0.02
$V-J$	1.133 ± 0.028	1.036	+0.097
$V-H$	1.464 ± 0.033	1.347	+0.117
$V-K$	1.534 ± 0.023	1.399	+0.135
HD 27638B (models by Baraffe et al. 1998) ^b			
M_V	3.85 ± 0.18	3.81	+0.04
$V-J$	1.183 ± 0.026	1.180	+0.003
$V-H$	1.483 ± 0.030	1.501	-0.018
$V-K$	1.554 ± 0.023	1.542	+0.012

^a Infrared magnitudes are in the Johnson system of Bessell & Brett (1988). The modeling for HD 27638B does not account for the unseen companion.

^b Infrared magnitudes are in the CIT system of Elias et al. (1983). The modeling in this case accounts for the unseen companion, and assumes it is a binary composed of late-type dwarfs (see text).

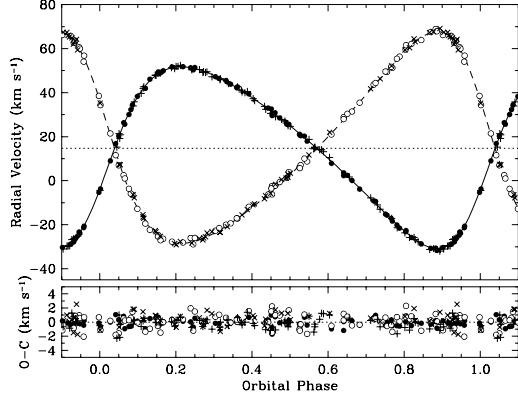


Fig. 1.— Inner orbit of HD 27638B with the motion in the outer orbit removed. CfA observations are shown with filled circles (primary) and open circles (secondary), and the RVM measurements are represented with plus signs (primary) and crosses (secondary). The center-of-mass velocity is indicated by the dotted line. Residuals are shown at the bottom.

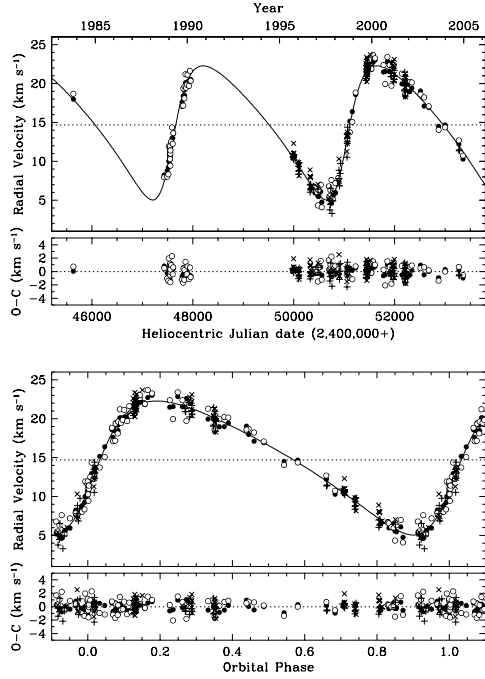


Fig. 2.— Outer orbit of HD 27638B after subtracting the motion in the inner orbit from the velocities of each star. Symbols are as in Figure 1. The observations and computed orbit are shown as a function of time and phase. Residuals are displayed in the smaller panels.

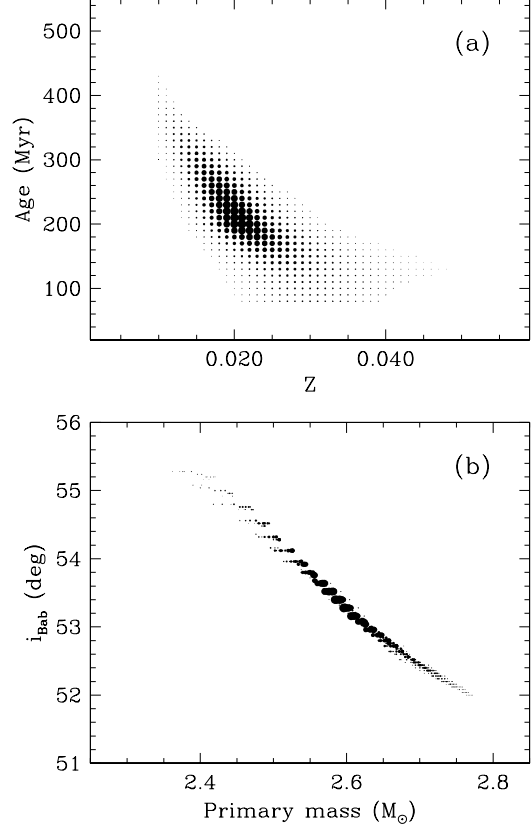


Fig. 3.— (a) Age and metallicity combinations for the Yonsei-Yale isochrones (Yi et al. 2001; Demarque et al. 2004) that yield a good fit the absolute magnitudes and effective temperatures of the three visible stars in HD 27638. The size of the points in the shaded region is an indication of the quality of the agreement, with larger points representing better fits. (b) Mass of the primary (M_A) and inclination angle of the inner orbit in HD 27638B (i_{Bab}) for each fit in the top panel, showing that these quantities are fairly tightly constrained by the best-fitting isochrones.

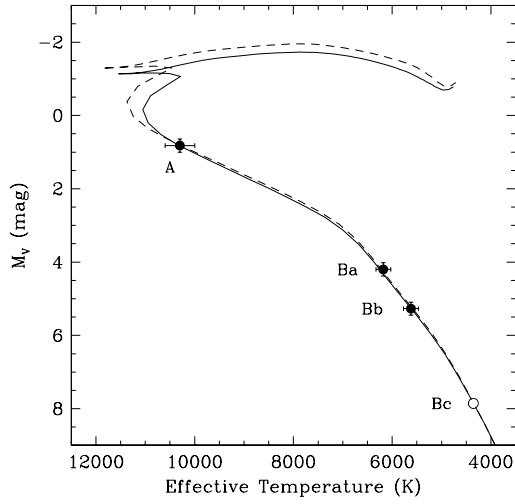


Fig. 4.— Location of the three visible components of HD 27638 in the H-R diagram (filled circles), along with model isochrones from the Yonsei-Yale series (Yi et al. 2001; Demarque et al. 2004). The best-fit model ($Z = 0.021$, age = 200 Myr) is shown with the dashed line, and a solar composition model (age = 240 Myr) used in §4 is represented with the solid line and is nearly indistinguishable near the observations. The open circle represents the inferred location of each component of star Bc (see §4).

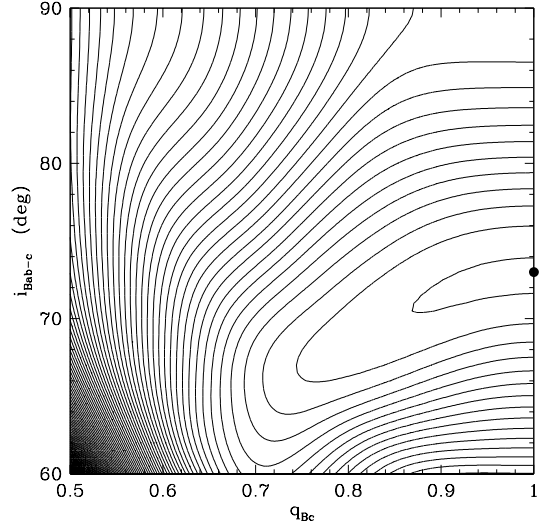


Fig. 5.— Contour diagram of the χ^2 surface corresponding to our modeling of the near-infrared excess of HD 27638B. The variables are the mass ratio q_{Bc} of the unseen companion, and the inclination angle i_{Bab-c} of the outer orbit. The dot indicates the best fit, with $i_{Bab-c} = 73^\circ$ and equal components for Bc.