

CHALLENGES IN NON LINEAR GRAVITATIONAL CLUSTERING

T. Padmanabhan

*Inter-University Centre for Astronomy and Astrophysics,
Post Bag 4, Ganeshkhind,
Pune-411 007, India.*

Abstract

This article addresses some issues related to statistical description of gravitating systems in an expanding backgrounds. In particular, I describe (a) how the non linear mode-mode coupling transfers power from one scale to another in the Fourier space if the initial power spectrum is sharply peaked at a given scale and (b) what are the asymptotic characteristics of gravitational clustering that are independent of the initial conditions. The analysis uses a new approach based on an integro-differential equation for the evolution of the gravitational potential in the Fourier space. I show how this equation allows one to understand several aspects of nonlinear gravitational clustering and provides insight in to the transfer of power from one scale to another through nonlinear mode coupling. Numerical simulations as well as analytic work shows that power transfer leads to a universal power spectrum at late times, somewhat reminiscent of the existence of Kolmogorov spectrum in fluid turbulence.

Key words:

1 Introduction

One of the central problems in cosmology is to describe the non linear phases of the gravitational clustering starting from an initial spectrum of density fluctuations. It is often enough (and necessary) to use a statistical description and relate different statistical indicators (like the power spectra, n th order correlation functions etc.) of the resulting density distribution to the statistical parameters (usually the power spectrum) of the initial distribution. The

Email address: nabhan@iucaa.ernet.in (T. Padmanabhan).

relevant scales at which gravitational clustering is non linear are less than about 10 Mpc (where $1 \text{ Mpc} = 3 \times 10^{24} \text{ cm}$ is the typical separation between galaxies in the universe) while the expansion of the universe has a characteristic scale of about few thousand Mpc. Hence non linear gravitational clustering in an expanding universe can be adequately described by Newtonian gravity provided the rescaling of lengths due to the background expansion is taken into account.

As to be expected, cosmological expansion introduces several new factors into the problem when compared with the study of statistical mechanics of isolated gravitating systems. (For a general review of statistical mechanics of gravitating systems, see [1]. For a sample of different approaches, see [2] and the references cited therein. Review of gravitational clustering in expanding background is also available in several textbooks in cosmology [3, 4].) Though this problem can be tackled in a ‘practical’ manner using high resolution numerical simulations (for a review, see [5]), such an approach hides the physical principles which govern the behaviour of the system. To understand the physics, it is necessary to attack the problem from several directions using analytic and semi analytic methods. Several such attempts exist in the literature based on Zeldovich(like) approximations [6], path integral and perturbative techniques [7], nonlinear scaling relations [8] and many others. In spite of all these it is probably fair to say that we still do not have a clear analytic grasp of this problem, mainly because each of these approximations have different domains of validity and do not arise from a central paradigm.

I propose to attack the problem from a different angle, which has not received much attention in the past. The approach begins from the dynamical equation for the the density contrast in the Fourier space and casts it as an integro-differential equation. Though this equation is known in the literature (see, e.g. [4]), it has received very little attention because it is not ‘closed’ mathematically; that is, it involves variables which are not natural to the formalism and thus further progress is difficult. I will, however, argue that there exists a natural closure condition for this equation based on Zeldovich approximation thereby allowing us to write down a *closed* integro-differential equation for the gravitational potential in the Fourier space.

It turns out that this equation can form the basis for several further investigations some of which are described in ref. [9] and in the second reference in [1]. Here I will concentrate on just two specific features, centered around the following issues:

- If the initial power spectrum is sharply peaked in a narrow band of wavelengths, how does the evolution transfer the power to other scales? In particular, does the non linear evolution in the case of gravitational interactions lead to a universal power spectrum (like the Kolmogorov spectrum in fluid

turbulence)?

- What is the nature of the time evolution at late stages? Does the gravitational clustering at late stages wipe out the memory of initial conditions and evolve in a universal manner?

2 An integral equation to describe nonlinear gravitational clustering

The expansion of the universe sets a natural length scale (called the Hubble radius) $d_H = c(\dot{a}/a)^{-1}$ which is about 4000 Mpc in the current universe. In any region which is small compared to d_H one can set up an unambiguous coordinate system in which the *proper* coordinate of a particle $\mathbf{r}(t) = a(t)\mathbf{x}(t)$ satisfies the Newtonian equation $\ddot{\mathbf{r}} = -\nabla_{\mathbf{r}}\Phi$ where Φ is the gravitational potential. The Lagrangian for such a system of particles is given by

$$L = \sum_i \left[\frac{1}{2} m_i \dot{\mathbf{r}}_i^2 + \frac{G}{2} \sum_j \frac{m_i m_j}{|\mathbf{r}_i - \mathbf{r}_j|} \right] \quad (1)$$

In the term

$$\frac{1}{2} \dot{\mathbf{r}}_i^2 = \frac{1}{2} \left[a^2 \dot{\mathbf{x}}_i^2 + \dot{a}^2 \mathbf{x}_i^2 + a \dot{a} \frac{d\mathbf{x}_i^2}{dt} \right] = \frac{1}{2} \left[a^2 \dot{\mathbf{x}}_i^2 - a \ddot{a} \mathbf{x}_i^2 + \frac{da \dot{a} \mathbf{x}_i^2}{dt} \right] \quad (2)$$

we note that: (i) the total time derivative can be ignored; (ii) using $\ddot{a} = -(4\pi G/3)\rho_b a$, the term $\Phi_{FRW} = -(1/2)a\ddot{a}\mathbf{x}_i^2 = (2\pi G/3)\rho_0(x_i^2/a)$ can be identified as the gravitational potential due to the uniform Friedman background of density $\rho_b = \rho_0/a^3$. Hence the Lagrangian can be expressed as

$$L = \sum_i m_i \left[\frac{1}{2} a^2 \dot{\mathbf{x}}_i^2 + \phi(t, \mathbf{x}_i) \right] = T - U \quad (3)$$

where

$$\phi = -\frac{G}{2a} \sum_j \frac{m_j}{|\mathbf{x}_i - \mathbf{x}_j|} - \frac{2\pi G \rho_0}{3} \frac{x_i^2}{a} \quad (4)$$

is the difference between the total potential and the potential for the background Friedman universe Φ_{FRW} . Varying the Lagrangian in Eq.(3) with respect to \mathbf{x}_i , we get the equation of motion to be:

$$\ddot{\mathbf{x}} + 2\frac{\dot{a}}{a}\dot{\mathbf{x}} = -\frac{1}{a^2}\nabla_x \phi \quad (5)$$

Since ϕ is the gravitational potential generated by the *perturbed* mass density, it satisfies the equation with the source $(\rho - \rho_b) \equiv \rho_b \delta$:

$$\nabla_x^2 \phi = 4\pi G \rho_b a^2 \delta \quad (6)$$

Equation (5) and Eq.(6) govern the nonlinear gravitational clustering in an expanding background.

Usually one is interested in the evolution of the density contrast $\delta(t, \mathbf{x})$ rather than in the trajectories. Since the density contrast can be expressed in terms of the trajectories of the particles, it should be possible to write down a differential equation for $\delta(t, \mathbf{x})$ based on the equations for the trajectories $\mathbf{x}(t)$ derived above. It is, however, somewhat easier to write down an equation for $\delta_{\mathbf{k}}(t)$ which is the spatial Fourier transform of $\delta(t, \mathbf{x})$. To do this, we begin with the fact that the density $\rho(\mathbf{x}, t)$ due to a set of point particles, each of mass m , is given by

$$\rho(\mathbf{x}, t) = \frac{m}{a^3(t)} \sum_i \delta_D[\mathbf{x} - \mathbf{x}_i(t)] \quad (7)$$

where $\mathbf{x}_i(t)$ is the trajectory of the i th particle and δ_D is the Dirac delta function. The density contrast $\delta(\mathbf{x}, t)$ is related to $\rho(\mathbf{x}, t)$ by

$$1 + \delta(\mathbf{x}, t) \equiv \frac{\rho(\mathbf{x}, t)}{\rho_b} = \frac{V}{N} \sum_i \delta_D[\mathbf{x} - \mathbf{x}_i(t)] = \int d\mathbf{q} \delta_D[\mathbf{x} - \mathbf{x}_T(t, \mathbf{q})]. \quad (8)$$

In arriving at the last equality we have taken the continuum limit by: (i) replacing $\mathbf{x}_i(t)$ by $\mathbf{x}_T(t, \mathbf{q})$ where \mathbf{q} stands for a set of parameters (like the initial position, velocity etc.) of a particle; for simplicity, we shall take this to be initial position. The subscript ‘T’ is just to remind ourselves that $\mathbf{x}_T(t, \mathbf{q})$ is the *trajectory* of the particle. (ii) replacing (V/N) by $d^3\mathbf{q}$ since both represent volume per particle. Fourier transforming both sides we get

$$\delta_{\mathbf{k}}(t) \equiv \int d^3\mathbf{x} e^{-i\mathbf{k}\cdot\mathbf{x}} \delta(\mathbf{x}, t) = \int d^3\mathbf{q} \exp[-i\mathbf{k}\cdot\mathbf{x}_T(t, \mathbf{q})] - (2\pi)^3 \delta_D(\mathbf{k}) \quad (9)$$

Differentiating this expression, and using Eq. (5) for the trajectories give one can obtain an equation for $\delta_{\mathbf{k}}$ (see e.g. ref.[9]; Eq.10). The structure of this equation can be simplified if we use the perturbed gravitational potential (in Fourier space) $\phi_{\mathbf{k}}$ related to $\delta_{\mathbf{k}}$ by

$$\delta_{\mathbf{k}} = -\frac{k^2 \phi_{\mathbf{k}}}{4\pi G \rho_b a^2} = -\left(\frac{k^2 a}{4\pi G \rho_0}\right) \phi_{\mathbf{k}} = -\left(\frac{2}{3H_0^2}\right) k^2 a \phi_{\mathbf{k}} \quad (10)$$

In terms of $\phi_{\mathbf{k}}$ the *exact* evolution equation reads as:

$$\ddot{\phi}_{\mathbf{k}} + 4\frac{\dot{a}}{a}\dot{\phi}_{\mathbf{k}} = -\frac{1}{2a^2} \int \frac{d^3\mathbf{p}}{(2\pi)^3} \phi_{\frac{1}{2}\mathbf{k}+\mathbf{p}} \phi_{\frac{1}{2}\mathbf{k}-\mathbf{p}} \left[\left(\frac{k}{2}\right)^2 + p^2 - 2\left(\frac{\mathbf{k}\cdot\mathbf{p}}{k}\right)^2 \right] + \left(\frac{3H_0^2}{2}\right) \int \frac{d^3\mathbf{q}}{a} \left(\frac{\mathbf{k}\cdot\dot{\mathbf{x}}}{k}\right)^2 e^{i\mathbf{k}\cdot\mathbf{x}} \quad (11)$$

where $\mathbf{x} = \mathbf{x}_T(t, \mathbf{q})$. Of course, this equation is not ‘closed’. It contains the velocities of the particles $\dot{\mathbf{x}}_T$ and their positions explicitly in the second term on the right and one cannot — in general — express them in simple form in terms of $\phi_{\mathbf{k}}$. As a result, it might seem that we are in no better position than when we started. I will now motivate a strategy to tame this term in order to close this equation. This strategy depends on two features:

(1) First, extremely nonlinear structures do not contribute to the right hand side of Eq.(11) though, of course, they contribute individually to the two terms. More precisely, the right hand side of Eq.(11) will lead to a density contrast that will scale as $\delta_{\mathbf{k}} \propto k^2$ if originally — in linear theory — $\delta_k \propto k^n$ with $n > 2$ as $k \rightarrow 0$. This leads to a $P \propto k^4$ tail in the power spectrum [4, 9]. (We will provide a derivation of this result in the next section.)

(ii) Second, we can use Zeldovich approximation to evaluate this term, once the above fact is realized. It is well known that, when the density contrasts are small, it grows as $\delta_{\mathbf{k}} \propto a$ in the linear limit. One can easily show that such a growth corresponds to particle displacements of the form

$$\mathbf{x}_T(a, \mathbf{q}) = \mathbf{q} - a\nabla\psi(\mathbf{q}); \quad \psi \equiv (4\pi G\rho_0)^{-1}\phi \quad (12)$$

A useful approximation to describe the quasi linear stages of clustering is obtained by using the trajectory in Eq.(12) as an ansatz valid *even at quasi linear epochs*. In this approximation, (called Zeldovich approximation), the velocities $\dot{\mathbf{x}}$ can be expressed in terms of the initial gravitational potential.

We now combine the two results mentioned above to obtain a closure condition for our dynamical equation. At any given moment of time we can divide the particles in the system into three different sets. First, there are particles which are already a part of virialized cluster in the non linear regime. Second set is made of particles which are completely unbound and are essentially contributing to power spectrum at the linear scales. The third set is made of all particles which cannot be put into either of these two baskets. Of these three, we know that the first two sets of particles do not contribute significantly to the right hand side of Eq.(11) so we will not incur any serious error in ignoring these particles in computing the right hand side. For the description of particles in

the third set, the Zeldovich approximation should be fairly good. In fact, we can do slightly better than the standard Zeldovich approximation. We note that in Eq. (12) the velocities were taken to be proportional to the gradient of the *initial* gravitational potential. We can improve on this ansatz by taking the velocities to be given by the gradient of the *instantaneous* gravitational potential which has the effect of incorporating the influence of particles in bound clusters on the rest of the particles to certain extent.

Given this ansatz, it is straightforward to obtain a *closed* integro-differential equation for the gravitational potential. Direct calculation shows that the gravitational potential is described by the closed integral equation: (The details of this derivation can be found in ref. [9] and will not be repeated here.)

$$\ddot{\phi}_{\mathbf{k}} + 4\frac{\dot{a}}{a}\dot{\phi}_{\mathbf{k}} = -\frac{1}{3a^2} \int \frac{d^3\mathbf{p}}{(2\pi)^3} \phi_{\frac{1}{2}\mathbf{k}+\mathbf{p}} \phi_{\frac{1}{2}\mathbf{k}-\mathbf{p}} \left[\frac{7}{8}k^2 + \frac{3}{2}p^2 - 5 \left(\frac{\mathbf{k} \cdot \mathbf{p}}{k} \right)^2 \right] \quad (13)$$

This equation provides a powerful method for analyzing non linear clustering since estimating Eq.(11) by Zeldovich approximation has a very large domain of applicability. In the next two sections, I will use this equation to study the transfer of power in gravitational clustering.

3 Inverse cascade in non linear gravitational clustering: The k^4 tail

There is an interesting and curious result which is characteristic of gravitational clustering that can be obtained directly from our Eq. (13). Consider an initial power spectrum which has very little power at large scales; more precisely, we shall assume that $P(k) \propto k^n$ with $n > 4$ for small k (i.e, the power dies faster than k^4 for small k). If these large spatial scales are described by linear theory — as one would have normally expected — then the power at these scales can only grow as $P \propto a^2 k^n$ and it will always be sub dominant to k^4 . It turns out that this conclusion is incorrect. As the system evolves, small scale nonlinearities will develop in the system and — if the large scales have too little power intrinsically — then the long wavelength power will soon be dominated by the “ k^4 -tail” of the short wavelength power arising from the nonlinear clustering. This is a purely non linear effect which we shall now describe. (This result is known in literature [4, 9] but we will derive it from the formalism developed in the last section which adds fresh insight.)

A formal way of obtaining the k^4 tail is to solve Eq. (13) for long wavelengths; i.e. near $\mathbf{k} = 0$. Writing $\phi_{\mathbf{k}} = \phi_{\mathbf{k}}^{(1)} + \phi_{\mathbf{k}}^{(2)} + \dots$ where $\phi_{\mathbf{k}}^{(1)} = \phi_{\mathbf{k}}^{(L)}$ is the time *independent* gravitational potential in the linear theory and $\phi_{\mathbf{k}}^{(2)}$ is the next

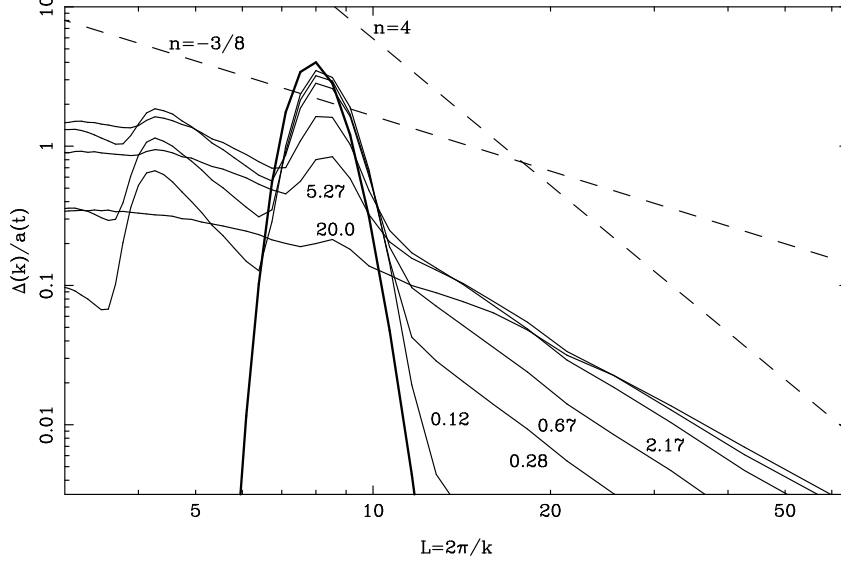


Fig. 1. The transfer of power to long wavelengths forming a k^4 tail is illustrated using simulation results. Power is injected in the form of a narrow peak at $L = 8$. Note that the y -axis is (Δ/a) so that there will be no change of shape of the power spectrum under linear evolution with $\Delta \propto a$. As time goes on a k^4 tail is generated purely due to nonlinear coupling between the modes. (Figure adapted from ref.[10].)

order correction, we get from Eq. (13), the equation

$$\ddot{\phi}_{\mathbf{k}}^{(2)} + 4\frac{\dot{a}}{a}\dot{\phi}_{\mathbf{k}}^{(2)} \cong -\frac{1}{3a^2} \int \frac{d^3\mathbf{p}}{(2\pi)^3} \phi_{\frac{1}{2}\mathbf{k}+\mathbf{p}}^L \phi_{\frac{1}{2}\mathbf{k}-\mathbf{p}}^L \mathcal{G}(\mathbf{k}, \mathbf{p}) \quad (14)$$

where $\mathcal{G}(\mathbf{k}, \mathbf{p}) \equiv [(7/8)k^2 + (3/2)p^2 - 5(\mathbf{k} \cdot \mathbf{p}/k)]^2$. The solution to this equation is the sum of a solution to the homogeneous part [which decays as $\dot{\phi} \propto a^{-4} \propto t^{-8/3}$ giving $\phi \propto t^{-5/3}$] and a particular solution which grows as a . Ignoring the decaying mode at late times and taking $\phi_{\mathbf{k}}^{(2)} = aC_{\mathbf{k}}$ one can determine $C_{\mathbf{k}}$ from the above equation. Plugging it back, we find the lowest order correction to be,

$$\phi_{\mathbf{k}}^{(2)} \cong -\left(\frac{2a}{21H_0^2}\right) \int \frac{d^3\mathbf{p}}{(2\pi)^3} \phi_{\frac{1}{2}\mathbf{k}+\mathbf{p}}^L \phi_{\frac{1}{2}\mathbf{k}-\mathbf{p}}^L \mathcal{G}(\mathbf{k}, \mathbf{p}) \quad (15)$$

Near $\mathbf{k} \simeq 0$, we have

$$\begin{aligned} \phi_{\mathbf{k} \simeq 0}^{(2)} &\cong -\frac{2a}{21H_0^2} \int \frac{d^3\mathbf{p}}{(2\pi)^3} |\phi_{\mathbf{p}}^L|^2 \left[\frac{7}{8}k^2 + \frac{3}{2}p^2 - \frac{5(\mathbf{k} \cdot \mathbf{p})^2}{k^2} \right] \\ &= \frac{a}{126\pi^2 H_0^2} \int_0^\infty dp p^4 |\phi_{\mathbf{p}}^{(L)}|^2 \end{aligned} \quad (16)$$

which is independent of \mathbf{k} to the lowest order. Correspondingly the power spectrum for density $P_\delta(k) \propto a^2 k^4 P_\varphi(k) \propto a^4 k^4$ in this order.

The generation of long wavelength k^4 tail is easily seen in simulations if one starts with a power spectrum that is sharply peaked in $|\mathbf{k}|$. Figure 1 (adapted from [10]) shows the results of such a simulation. The y-axis is $[\Delta(k)/a(t)]$ where $\Delta^2(k) \equiv k^3 P/2\pi^2$ is the power per logarithmic band in k . In linear theory $\Delta \propto a$ and this quantity should not change. The curves labelled by $a = 0.12$ to $a = 20.0$ show the *effects of nonlinear evolution*, especially the development of k^4 tail. (Actually one can do better. The formation can also reproduce the sub-harmonic at $L \simeq 4$ seen in Fig. 1 and other details; see ref. [9].)

4 Analogue of Kolmogorov spectrum for gravitational clustering

If power is injected at some scale L into an ordinary viscous fluid, it cascades down to smaller scales because of the non linear coupling between different modes. The resulting power spectrum, for a wide range of scales, is well approximated by the Kolmogorov spectrum which plays a key, useful, role in the study of fluid turbulence. It is possible to obtain the form of this spectrum from fairly simple and general considerations though the actual equations of fluid turbulence are intractably complicated. Let us now consider the corresponding question for non linear gravitational clustering. If power is injected at a given length scale very early on, how does the dynamical evolution transfers power to other scales at late times? In particular, does the non linear evolution lead to an analogue of Kolmogorov spectrum with some level of universality, in the case of gravitational interactions?

Surprisingly, the answer is “yes”, even though normal fluids and collisionless self gravitating particles constitute very different physical systems. If power is injected at a given scale $L = 2\pi/k_0$ then the gravitational clustering transfers the power to both larger and smaller spatial scales. At large spatial scales the power spectrum goes as $P(k) \propto k^4$ as soon as non linear coupling becomes important. We have already seen this result in the previous section. More interestingly, the cascading of power to smaller scales leads to a *universal pattern* at late times just as in the case of fluid turbulence. This is because, Eq.(13) admits solutions for the gravitational potential of the form $\phi_{\mathbf{k}}(t) = F(t)D(\mathbf{k})$ at late times when the initial condition is irrelevant; here $F(t)$ satisfies a non linear differential equation and $D(\mathbf{k})$ satisfies an integral equation. One can analyze the relevant equations analytically as well as verified the conclusions by numerical simulations. This study (the details of which can be found in ref.[11]) confirms that non linear gravitational clustering does lead to a universal power spectrum at late times if the power is injected at a given scale

initially. (In cosmology there is very little motivation to study the transfer of power by itself and most of the numerical simulations in the past concentrated on evolving broad band initial power spectrum. So this result was missed out.)

Our aim is to look for *late time* scale free evolution of the system exploiting the fact Eq.(13) allows self similar solutions of the form $\phi_{\mathbf{k}}(t) = F(t)D(\mathbf{k})$. Substituting this ansatz into Eq. (13) we obtain two separate equations for $F(t)$ and $D(\mathbf{k})$. It is also convenient at this stage to use the expansion factor $a(t) = (t/t_0)^{2/3}$ of the matter dominated universe as the independent variable rather than the cosmic time t . Then simple algebra shows that the governing equations are

$$a \frac{d^2 F}{da^2} + \frac{7}{2} \frac{dF}{da} = -F^2 \quad (17)$$

and

$$H_0^2 D_{\mathbf{k}} = \frac{1}{3} \int \frac{d^3 \mathbf{p}}{(2\pi)^3} D_{\frac{1}{2}\mathbf{k}+\mathbf{p}} D_{\frac{1}{2}\mathbf{k}-\mathbf{p}} \mathcal{G}(\mathbf{k}, \mathbf{p}) \quad (18)$$

Equation (17) governs the time evolution while Eq. (18) governs the shape of the power spectrum. (The separation ansatz, of course, has the scaling freedom $F \rightarrow \mu F, D \rightarrow (1/\mu)D$ which will change the right hand side of Eq. (17) to $-\mu F^2$ and the left hand side of Eq. (18) to $\mu H_0^2 D_{\mathbf{k}}$. But, as to be expected, our results will be independent of μ ; so we have set it to unity). Our interest lies in analyzing the solutions of Eq. (17) subject to the initial conditions $F(a_i) = \text{constant}$, $(dF/da)_i = 0$ at some small enough $a = a_i$.

Inspection shows that Eq. (17) has the exact solution $F(a) = (3/2)a^{-1}$. This, of course, is a special solution and will not satisfy the relevant initial conditions. However, Eq. (17) fortunately belongs to a class of non linear equations which can be mapped to a homologous system. In such cases, the special power law solutions will arise as the asymptotic limit. (The example well known to astronomers is that of isothermal sphere [12]. Our analysis below has a close parallel.) To find the general behaviour of the solutions to Eq. (17), we will make the substitution $F(a) = (3/2)a^{-1}g(a)$ and change the independent variable from a to $q = \log a$. Then Eq. (17) reduces to the form

$$\frac{d^2 g}{dq^2} + \frac{1}{2} \frac{dg}{dq} + \frac{3}{2} g(g-1) = 0 \quad (19)$$

This represents a particle moving in a potential $V(g) = (1/2)g^3 - (3/4)g^2$ under friction. For our initial conditions the motion will lead the “particle” to asymptotically come to rest at the stable minimum at $g = 1$ with damped

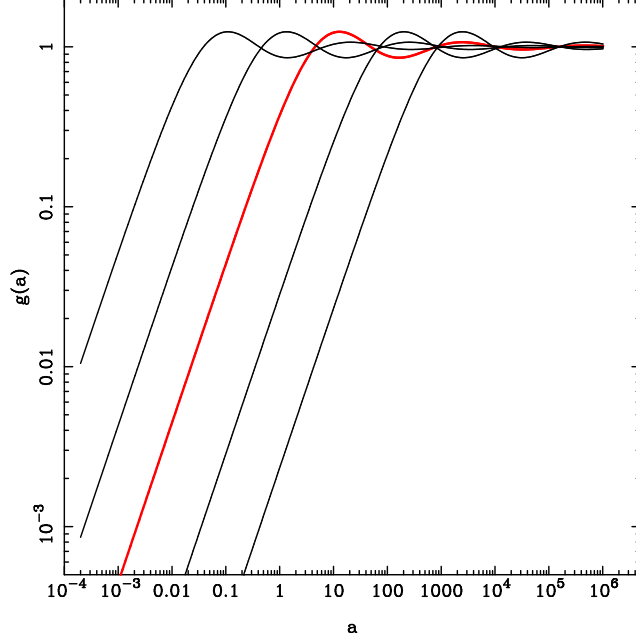


Fig. 2. The solution to Eq. (19) plotted in $g - a$ plane. The function $g(a)$ asymptotically approaches unity with oscillations which are represented by the spiral in the right panel. The different curves in the left panel corresponds to the rescaling freedom in the initial conditions. One fiducial curve which was used to model the simulation is shown in the red. For more details, see ref.[11].

oscillations. In other words, $F(a) \rightarrow (3/2)a^{-1}$ for large a showing this is indeed the asymptotic solution. From the Poisson equation, it follows that $k^2\phi_{\mathbf{k}} \propto (\delta_{\mathbf{k}}/a)$ so that $\delta_{\mathbf{k}}(a) \propto g(a)k^2D(\mathbf{k})$ giving a direct physical meaning to the function $g(a)$ as the growth factor for the density contrast. The asymptotic limit ($g \simeq 1$) corresponds to a rather trivial case of $\delta_{\mathbf{k}}$ becoming independent of time. What will be more interesting — and accessible in simulations — will be the approach to this asymptotic solution. To obtain this, we introduce the variable

$$u = g + 2 \left(\frac{dg}{dq} \right) \quad (20)$$

so that our system becomes homologous. It can be easily shown that we now get the first order form of the autonomous system to be

$$\frac{du}{dg} = - \frac{6g(g-1)}{u-g} \quad (21)$$

The critical points of the system are at $(0,0)$ and $(1,1)$. Standard analysis shows that: (i) the $(0,0)$ is an unstable critical point and the second one $(1,1)$ is the stable critical point; (ii) for our initial conditions the solution spirals around the stable critical point.

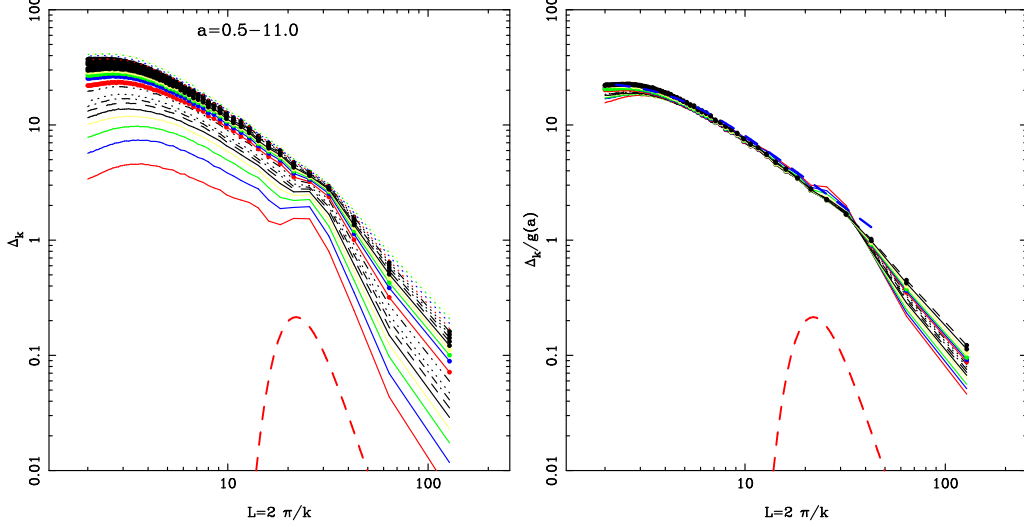


Fig. 3. Left panel: The results of the numerical simulation with an initial power spectrum which is a Gaussian peaked at $L = 24$. The y-axis gives Δ_k where $\Delta_k^2 = k^3 P / 2\pi^2$ is the power per logarithmic band. The evolution generates a well known k^4 tail at large scales (see for example, [10]) and leads to cascading of power to small scales. Right panel: The simulation data is re-expressed by factoring out the time evolution function $g(a)$ obtained by integrating Eq. (19). The fact that the curves fall nearly on top of each other shows that the late time evolution is scale free and described by the ansatz discussed in the text. The rescaled spectrum is very well described by $P(k) \propto k^{-0.4} / (1 + (k/k_0)^{2.6})$ which is shown by the, completely overlapping, broken blue curve. For more details, see ref.[11].

Figure 2 (from ref. [11]) describes the solution in the $g - a$ plane. The $g(a)$ curves clearly approach the asymptotic value of $g \approx 1$ with superposed oscillations. The different curves in Fig. (2) are for different initial values which arise from the scaling freedom mentioned earlier. (The thick red line correspond to the initial conditions used in the simulations described below.). The solution $g(a)$ describes the time evolution and solves the problem of determining asymptotic time evolution.

To test the correctness of these conclusions, we performed a high resolution simulation using the TreePM method [13, 14] and its parallel version [15] with 128^3 particles on a 128^3 grid. Details about the code parameters can be found in [14]. The initial power spectrum $P(k)$ was chosen to be a Gaussian peaked at the scale of $k_p = 2\pi/L_p$ with $L_p = 24$ grid lengths and with a standard deviation $\Delta k = 2\pi/L_{box}$, where $L_{box} = 128$ is the size of one side of the simulation volume. The amplitude of the peak was taken such that $\Delta_{lin}(k_p = 2\pi/L_p, a = 0.25) = 1$.

The late time evolution of the power spectrum (in terms of $\Delta_k^2 \equiv k^3 P(k) / 2\pi^2$ where $P = |\delta_k|^2$ is the power spectrum of density fluctuations) obtained from the simulations is shown in Fig.3 (left panel). In the right panel, we have rescaled the Δ_k , using the appropriate solution $g(a)$. The fact that the curves

fall on top of each other shows that the late time evolution indeed scales as $g(a)$ within numerical accuracy. A reasonably accurate fit for $g(a)$ at late times used in this figure is given by $g(a) \propto a(1 - 0.3 \ln a)$. The key point to note is that the asymptotic time evolution is essentially $\delta(a) \propto a$ except for a logarithmic correction, *even in highly nonlinear scales*. (This was first noticed from somewhat lower resolution simulations in [10].). Since the evolution at *linear* scales is always $\delta \propto a$, this allows for a form invariant evolution of power spectrum at all scales. Gravitational clustering evolves towards this asymptotic state.

To the lowest order of accuracy, the power spectrum at this range of scales is approximated by the mean index $n \approx -1$ with $P(k) \propto k^{-1}$. A better fit to the power spectrum in Fig.3 is given by

$$P(k) \propto \frac{k^{-0.4}}{1 + (k/k_0)^{2.6}}; \quad \frac{2\pi}{k_0} \approx 4.5 \quad (22)$$

This fit is shown by the broken blue line in the figure which completely overlaps with the data and is barely visible. (Note that this fit is applicable only at $L < L_p$ since the k^4 tail will dominate scales to the right of the initial peak; see the discussion in [10]). At nonlinear scales $P(k) \propto k^{-3}$ making Δ_k flat, as seen in Fig. 3. (This is *not* a numerical artifact and we have sufficient dynamic range in the simulation to ascertain this.) At quasi linear scales $P(k) \propto k^{-0.4}$. The effective index of the power spectrum varies between -3 and -0.4 in this range of scales.

5 Possible interpretation

In the case of viscous fluids, the energy is dissipated at the smallest scales as heat. In steady state, energy cannot accumulate at any intermediate scale and hence the rate of flow of energy from one scale to the next (lower) scale must be a constant. This constancy immediately leads to Kolmogorov spectrum. In the case of gravitating particles, there is no dissipation and each scale will evolve towards virial equilibrium. At any given time t , the power would have cascaded down only up to some scale $l_{min}(t)$ which it self, of course, is a decreasing function of time. So, at time t we expect very little power for $1 < kl_{min}(t)$ and a k^4 tail for $kL_p < 1$, say. The really interesting band is between l_{min} and L_p .

To understand this band, let us recall that the Lagrangian in Eq.(3) leads to the time dependent Hamiltonian is $H(\mathbf{p}, \mathbf{x}, t) = \sum[p^2/2ma^2 + U]$. The evolution of the energy in the system is governed by the equation $dH/da = (\partial H/\partial a)_{\mathbf{p}, \mathbf{x}}$. It is clear from Eq.(4) that $(\partial U/\partial a)_{\mathbf{p}, \mathbf{x}} = -U/a$ while $(\partial T/\partial a)_{\mathbf{p}, \mathbf{x}} =$

$-2T/a$. Hence the time evolution of the total energy $H = E$ of the system is described by

$$\frac{dE}{da} = -\frac{1}{a}(2T + U) = -\frac{2E}{a} + \frac{U}{a} = -\frac{E}{a} - \frac{T}{a} \quad (23)$$

In the continuum limit, ignoring the infinite self-energy term, the potential energy can be written as:

$$U = -\frac{G\rho_0^2}{2a} \int d^3\mathbf{x} \int d^3\mathbf{y} \frac{\delta(\mathbf{x}, a)\delta(\mathbf{y}, a)}{|\mathbf{x} - \mathbf{y}|} \quad (24)$$

Hence

$$\frac{d(a^2 E)}{da} = aU = -\frac{G\rho_0^2}{2} \int d^3\mathbf{x} \int d^3\mathbf{y} \frac{\delta(\mathbf{x}, a)\delta(\mathbf{y}, a)}{|\mathbf{x} - \mathbf{y}|} \quad (25)$$

The ensemble average of U , per unit volume, will be

$$\mathcal{E} = -\frac{G\rho_0^2}{2Va} \int d^3\mathbf{x} d^3\mathbf{y} \frac{\langle \delta(\mathbf{x}, a)\delta(\mathbf{y}, a) \rangle}{|\mathbf{x} - \mathbf{y}|} \propto \int d^3k \frac{|\delta_k|^2}{k^2} \propto \int_0^\infty \frac{dk}{k} k P(k) \quad (26)$$

where V is the comoving volume.

When a particular scale is virialized, we expect $\mathcal{E} \approx \text{constant}$ at that scale in comoving coordinates. That is, we would expect the energy density in Eq.(26) would have reached equipartition and contribute same amount per logarithmic band of scales in the intermediate scales between l_{min} and L_{peak} . *This requires $P(k) \propto 1/k$ which is essentially what we found from simulations.* The time dependence of P is essentially $P \propto a^2$ (except for a logarithmic correction) in order to maintain form invariance of the spectrum with respect to the linear end. Similarly the scale dependence is $P \propto k^{-1}$ which is indeed a good fit to the simulation results. The flattening of the power at small scales, modeled by the more precise fitting function in Eq.(22), can be understood from the fact that, equipartition is not yet achieved at smaller scales. The same result holds for kinetic energy if the motion is dominated by scale invariant radial flows [10, 16]. Our result suggests that gravitational power transfer evolves towards this equipartition.

Acknowledgements

Part of the work reported here was done in collaboration with Suryadeep Ray and J.S.Bagla. Numerical experiments for this study were carried out at the cluster computing facility in the Harish-Chandra Research Institute.

References

- [1] T. Padmanabhan: Physics Reports **188**, 285 (1990); T.Padmanabhan in *Dynamics and Thermodynamics of Systems with Long Range Interactions* Eds: T.Dauxois, S.Ruffo, E.Arimondo, M.Wilkens; Lecture Notes in Physics, Springer (2002) [astro-ph/0206131].
- [2] Chavanis, P-H, in *Dynamics and Thermodynamics of Systems with Long Range Interactions* Eds: T.Dauxois, S.Ruffo, E.Arimondo, M.Wilkens; Lecture Notes in Physics, Springer (2002); E. Follana, V. Laliena, Phys. Rev. **E 61**, 6270 (2000); Cooray, A and Sheth, R, Phys.Rept.**372**:1-129,(2002); [astro-ph/0206508]; Scoccimarro, R and Frieman, J, Astrophys.J.**473**:620,(1996); H. J. de Vega, N. S'anchez, F. Combes, astro-ph/9807048; T.Padmanabhan: Astrophys. Jour. Supp. , **71**, 651 (1989); Buchert, T and Dominguez, A, Astron.Astrophys.**438**:443-460 (2005).
- [3] P.J.E. Peebles: *Principles of Physical Cosmology*, (Princeton University Press, New Jersey, 1993); T. Padmanabhan: *Structure Formation in the Universe*, (Cambridge University Press, Cambridge 1993); T. Padmanabhan: *Cosmology and Astrophysics through Problems*, (Cambridge University Press, Cambridge 1996); T. Padmanabhan: *Theoretical Astrophysics, Vol.III: Galaxies and Cosmology*, (Cambridge University Press, Cambridge, 2002).
- [4] P.J.E. Peebles: *Large Scale Structure of the Universe*, (Princeton University Press, New Jersey, 1980).
- [5] J.S. Bagla, astro-ph/0411043; J.S. Bagla, T. Padmanabhan, *Pramana* **49**, 161-192 (1997), [astro-ph/0411730].
- [6] Ya.B. Zeldovich, Astron.Astrophys., **5**, 84,(1970); Gurbatov, S. N. et al, MNRAS, **236**, 385 (1989); T.G. Brainerd et al., Astrophys.J., **418**, 570 (1993); Matarrese, S et al., MNRAS **259**:437-452 (1992); J.S. Bagla, T.Padmanabhan, MNRAS, **266**, 227 (1994) [gr-qc/9304021]; T.Padmanabhan, S.Engineer, Ap. J., **493**, 509 (1998) [astro-ph/9704224]; T. Padmanabhan, N. Kanekar, Phys.Rev. **D61** (2000) 023515 [astro-ph/9910035]; S. Engineer et.al., MNRAS **314** , 279 (2000) [astro-ph/9812452]; for a recent review, see T.Tatekawa, [astro-ph/0412025].

- [7] Buchert, T, MNRAS.**267**:811-820,(1994); P. Valageas: A &A, **382**, 477 (2001); A&A , **379**, 8 (2001).
- [8] A. J. S. Hamilton et al., Ap. J., **374**, L1 (1991),; T.Padmanabhan et al.,Ap. J.,**466**, 604 (1996) [astro-ph/9506051]; D. Munshi et al., MNRAS, **290**, 193 (1997) [astro-ph/9606170]; J. S. Bagla, et.al., Ap.J., **495**, 25 (1998) [astro-ph/9707330]; N.Kanekar et al., MNRAS, **324**, 988 (2001) [astro-ph/0101562]. R. Nityananda, T. Padmanabhan, MNRAS, **271**, 976 (1994) [gr-qc/9304022]; T. Padmanabhan, MNRAS, **278**, L29 (1996) [astro-ph/9508124].
- [9] T.Padmanabhan, astro-ph/0511536
- [10] J.S. Bagla and T. Padmanabhan: Mon Not. R. Astr. Soc., **286**, 1023 (1997).
- [11] T. Padmanabhan, Suryadeep Ray, astro-ph/0511596.
- [12] S. Chandrasekhar: *An Introduction to the Study of Stellar Structure*, (Dover 1939).
- [13] Bagla J. S., Journal of Astrophysics and Astronomy, **23**, 185 (2002) [astro-ph/9911025].
- [14] Bagla J. S., Ray, S.,New Astronomy, **8**, 665 (2003)
- [15] Ray S., Bagla J. S., 2004, astro-ph/0405220
- [16] A.A.Klypin and A.L.Melott, Ap.J **399**,397 (1992)