

Title: **Biological Effects of Gamma-Ray Bursts: Critical distances for severe damage on the biota**

Authors:

Douglas Galante

Instituto de Astronomia, Geofísica e Ciências Atmosféricas, Universidade de São Paulo

Jorge Ernesto Horvath

Instituto de Astronomia, Geofísica e Ciências Atmosféricas, Universidade de São Paulo

Correspondence:

Douglas Galante

Rua do Matão, 1226, Cidade Universitária, 05508-900 São Paulo – SP, Brazil

Phone: (5511) 3091-2736

Fax: (5511) 3091-2860

Email: douglas@astro.iag.usp.br

Abstract

We present in this work a unified, quantitative synthesis of analytical and numerical calculations of the effects caused on an Earth-like planet by a Gamma-Ray Burst (GRB), considering atmospheric and biological implications. The main effects of the illumination by a GRB are classified in four distinct ones and analyzed separately, namely the direct γ radiation transmission, UV flash, ozone layer depletion and cosmic rays. The “effectiveness” of each of these effects is compared and lethal distances for significant biological damage are given for each one. We find that the first three effects have potential to cause global environmental changes and biospheric damages, even if the source is located at great distances (perhaps up to ~ 100 kpc). Instead, cosmic rays would only be a serious threat for very close sources.

As a concrete example of a recorded similar event, the effects of the giant flare from SGR1806-20 of Dec 27, 2004 could cause on the biosphere are addressed. In spite of not belonging to the so-called “classical” GRBs, most of the parameters of this recent flare are well-known and serve as a calibration for our study. We find that giant flares are not a threat for life in all practical situations on Earth, mainly because it is not as energetic, in spite of being much more frequent than GRBs.

Keywords

Gamma-ray burst, UV flash, ozone depletion, life extinction

Introduction

The implications of astrophysical events on Earth and Earth-like planets is a very active field of research in many and distinct areas of knowledge, such as Astronomy, Geology, Meteorology and Biology. Several causes of cosmic catastrophes have been advanced and addressed over the years. Recently, gamma-ray bursts were recognized as the most energetic cosmic events since the Big Bang, releasing in few seconds as much energy as a supernova does, of the order of 10^{51} erg in hard X-rays and gamma radiation. Thorsett (1995) was the first to acknowledge the potential destructive effects of a GRB illuminating the Earth. The question of vital statistics (rates, beaming, etc.) of the bursts is nowadays being resolved, although it is undeniable that damage to the biota could be severe if a burst strikes (or has stricken) the planet. Therefore, it is important to understand the various dangerous effects, and especially their relative importance as a function of the distance for realistic physical inputs, in order to assess the actual threat to the living organisms. It is the purpose of this work to present a unified synthesis of numerical and analytical calculations on the atmospheric and biological effects a GRB might have if directed to an Earth-like planet.

It is not unlikely that GRBs (as well as SNe) already had great impact on Earth, at least on the last billion years (Melott *et al.*, 2004). Their effects range from direct transmission of the high energy gamma radiation through the atmosphere up to chemical alterations on the atmosphere, such as NO_x rise and

ozone layer depletion. GRBs may be associated (Vietri *et al.*, 2003) with the acceleration of high energy cosmic rays, so, we also considered the effects of a massive flux of these particles, on the form of a Cosmic Ray Jet (Dar *et al.*, 1998).

The results suggest that life in the Universe should be, on average, concentrated in regions far away of the radius of influence given for a standard GRB, which could be as big as 200 kpc. Galaxies with strong star formation are systems that can have a substantial proportion of high mass stars, which are thought to be the progenitors of long duration GRBs. If it was once originated there, it might have been “reset” by a GRB (Annis, 1999).

1. Basic assumptions

The basic assumption we are going to use is a long duration GRB, with “standard” gamma energy release of $5 \times 10^{50} \text{ erg}$, beamed within a solid angle $\Delta\Omega \sim 0.01$ (Frail *et al.*, 2001) and peak duration of $\sim 10\text{s}$. This kind of burst is often associated (van Paradijs *et al.*, 2000) with very energetic 1c SNe, dubbed sometimes *hypernovae* events. The γ emission is produced by inverse Compton scattering on the shocks of the jet, and is well fit by a broken power-law, known as *Band spectrum*, with its main energy being released on the hundred *keV* range (Band *et al.*, 1993).

Some works have made quantitative estimates on individual effects, for example, how much a GRB would deplete the ozone layer on various conditions (Thomas *et al.*, 2005). Since we seek here to build a more complete picture of the

problem, we have also considered the effects of transmission of the gamma radiation by the atmosphere (Smith, Scalo and Wheeler, 2004) and the energy deposited by cosmic rays accelerated within the burst. Thus, for the sake of a clear identification of the different harmful thresholds for the biota related to each effect, we have divided them into four classes: Direct gamma radiation, UV flash, O_3 layer depletion and CRJ (Cosmic Ray Jet), which will be further separately discussed and quantified.

We will use the γ luminosity of the burst without considering absorption by the ISM because it is mainly transparent to high energy photons.

The biological benchmark organism we are going to use throughout the work is the well-known bacteria *Escherichia coli*. Although it is a modern organism, it happens to be very useful because of the great amount of available data on its biology. Since it is likely that the primordial organisms on Earth had much more primitive DNA repair machinery, we believe that we might be actually underestimating the lethality of the radiation by normalizing to a modern bacteria.

2. Evaluation of critical distances for each effect

a. Direct Gamma Radiation

As shown, for instance, in the recent numerical simulations by Smith, Scalo and Wheeler (2004), γ photons with energies of the order of hundreds of *keV* lose energy primarily by Compton scattering over the electrons on the

atmosphere. During the transmission through the atmosphere, these photons loose energy by the scatterings, when characteristic energies decrease from around 250 *keV* to 20 *keV*. Thus, the peak energy of the burst moves to lower energies because of this downscattering effect.

Thin atmospheres, such as the one present on primordial Earth, with $\rho < 100 \text{ g/cm}^2$ would transmit around 1% of the initial gamma radiation to the ground, while the present atmosphere, much thicker ($\rho \sim 1024 \text{ g/cm}^2$), would transmit only a minuscule fraction $\sim 6 \times 10^{-29}$ of the initial gamma fluence. This means practically all the gamma energy of the burst would be deposited on a thick atmosphere, heating it up, while on a thin one a significant fraction of the radiation would still reach the ground, affecting just a hemisphere because of the short duration of the burst, of around 10s.

The main biological effect of gamma radiation of this range of energy is free radicals production by ionization, which have a toxic effect on the cell. The lethal dose for *E.coli* is $D10_{\text{ion}} \sim 300 \text{ Gy}$, where $D10_{\text{ion}}$ stands for the necessary dose of ionizing radiation for a 10% survival rate (Scalo and Wheeler, 2004). The γ flux necessary to deposit such energy is of the order of 10^8 erg/cm^2 . With our prior GRB assumptions, the maximum distance at which direct illumination would be lethal has been calculated. For a thin atmosphere, we would have $D_{\text{crit}} \sim$

700 *pc*. For the thick atmosphere, this mechanism would be completely inefficient as stated.

b. UV Flash

In addition to the considerations of the former point, the same Compton mechanism blocking the direct irradiation provokes a large fraction of the high energy γ photons to have their energies lowered to the UV range.

Smith, Scalo and Wheeler (2004) calculated that for a thin atmosphere, 1 to 10% of the initial gamma flux would be converted to UV flux, while for a thick atmosphere the fraction is in the range 2×10^{-3} to 4×10^{-2} . We observe that these calculations were performed without considering the presence of aerosols or clouds, which could quite effectively block the UV radiation. As this effect would last for just a few seconds, this means that the instantaneous condition of the atmosphere might change substantially the amount of radiation arriving to the ground.

The biological effectiveness of the UV radiation as a harmful factor comes from the fact that DNA and RNA strongly absorb in this range of energy, suffering mainly from nucleotide dimerization, especially on the pirimidines (Häder and Sinha, 2005). In fact, the lethal dose for UV to *E.coli* is $D_{10_{UV}} \sim 10^4 \text{ erg/cm}^2$, a much lower value than from ionizing radiation.


These considerations can be also translated into critical distances. With the same procedure as before, we found that considering the atmospheric

transmission, the maximum lethal distance by the UV flash mechanism ranges from 70 *kpc* to 200 *kpc* for thin atmospheres, considering the 1 – 10% efficiency. The figures for thick atmospheres are 30 *kpc* to 130 *kpc* as a reflection of the same efficiency range.

c. O_3 layer depletion

The γ radiation may alter the chemistry of the atmosphere, most interesting for our case being the rise of the concentration of NO_x , which can act as catalyzers for O_3 degradation. This problem had already been addressed in the 70s (Ruderman, 1979) related to the effect of SNe explosions on the atmosphere.

Ruderman's calculations are based on the catalytic destruction of O_3 by NO , as follows



The kinematics of the reaction was modeled in a simplified manner by the equation

$$\frac{[O_3]}{[O_3]_0} = \frac{\sqrt{19 + 9X^2} - 3X}{2} \quad (2)$$

$$X = \frac{[NO_x]}{[NO_x]_0} \quad (3)$$

Ruderman assumed that:

- The oxidation of NO_2 by O is the limiting step of the cycle;

- The $[O]/[O_3]$ ratio is taken to be constant.

During the γ irradiation, the $[NO_x]$ rises due to the production of free N atoms



If we consider all the NO_x to be NO , the production rate is given by

$$\frac{10}{(10 + y)} = \frac{NO \text{ molecules}}{ion \text{ pair}} \quad (5)$$

where y is the initial concentration in ppb which will be taken to be 3 ppb .

Using Ruderman's figures (Ruderman, 1979), we have that 1 erg of gamma radiation produces 2.8×10^{10} ion pairs. The rate of production of NO molecules is then

$$R_{NO} = \phi(erg / cm^2 / s) \times 2.8 \times 10^{10} \left(\frac{ion \text{ pairs}}{erg} \right) \times \\ \times \left(\frac{10}{10 + y} \right) \left(\frac{NO \text{ molecules}}{ion \text{ pairs}} \right) \times \frac{10^9 (ppb)}{5 \times 10^{23} (molec/cm^2)} \quad (6)$$

Simplifying and integrating over the duration of the burst yields

$$R_{NO} = 4.3 \times 10^{-4} \phi(erg / cm^2) ppb \quad (7)$$

Using the definition equation (3) with $[NO]_0 = 3 \text{ ppb}$, we finally obtain

$$X = \frac{[NO]}{[NO]_0} = 1 + \frac{R_{NO}}{[NO]_0} \quad (8)$$

$$X(\phi(erg / cm^2)) = 1 + 0.67 \times 10^{-5} \phi(erg / cm^2) \quad (9)$$

The NO thus produced has a dynamical time of residence in the atmosphere of the order of 2-6 years (Ruderman, 1979). Using equation (1), we may obtain the ozone depletion in function of the γ fluence on the top of the atmosphere, as is presented on Fig 1. Ellis and Schramm (1995) considered the same problem, with the addition of the effect of charged particles produced by the SN event, considering its ionizing power to be the same as the electromagnetic component. Their results are even more dramatic and may be adapted immediately for a GRB.

Recently, Gehrels and collaborators (Gehrels *et al.*, 2003) did a more sophisticated treatment for the problem, using a 2D atmospheric simulation code developed at Goddard Space Flight Center, and using an input spectrum from SN1987a, with total energy release of $9 \times 10^{46} \text{ erg}$. Running the simulation at 10, 20, 50 e 100 pc , their results suggest a tendency of ozone depletion scaling as D_{SN}^{-n} , where $1.3 < n < 1.9$. We used for our calculations the mean value of $n = 1.6$.

We calculated the mean ozone depletion at 10 pc using the latest results from Gehrels *et al.* (2003) to be 22.6%, and from this value, we scaled to the fluences of interest, obtaining the depletion of O_3 :

$$\frac{[O_3]}{[O_3]_0} = 1 - 7.2 \times 10^{-7} \phi^{0.8} (\text{erg} / \text{cm}^2) \quad (10)$$

FIG 1

Comparing Ruderman's results with Gehrels *et al.*, we gauge the large differences between both approximations. Ruderman's results indicate that fluences around 10^6 erg/cm^2 essentially all the O_3 would be destroyed, while the recent simulations show that a much modest fraction ensues. This is caused by the strong simplifications adopted in Ruderman's work, especially on the chemical reactions and by neglecting atmospheric mixing, in order to the problem be solvable analytically (Crutzen and Brühl, 1996). We have thus adopted the milder scenario presented by Gehrels *et al.* (2003). In particular, Thomas (Thomas *et al.*, 2005) repeated the calculations using the same code, but now with an input spectrum of a GRB, which has a much shorter time scale than a SN, although we shall see that the use of those results did not changed significantly our conclusions.

To calculate the increase of the solar UV caused by the depletion of the O_3 layer, we used a Beer-Lambert law

$$\phi_{UV} = (\phi_{UV})_0 e^{-\sigma N} \quad (11)$$

Where σ is the O_3 cross section and N is the column density of O_3 . In this approximation we are ignoring other UV absorbers, such as water vapor and scattering particles, which are not expected to dominate. The initial mean value for the column density of O_3 used was 350DU, or equivalently $9.4 \times 10^{18} \text{ molec/cm}^2$.

We may now introduce the depletion factor from equation (10) into equation (11), thus obtaining the solar UV_B flux on the ground already increased by the depletion of the O_3 layer due to the γ flux from the GRB:

$$\phi_{sup}(erg/cm^2/s) = \phi_0(erg/cm^2/s)e^{-\left(\sigma \frac{[O_3]}{[O_3]_0} N\right)} \quad (12)$$

FIG 2

The results are depicted in Fig. 2. As can be readily seen, the critical distance of lethality for microorganisms starts at around 40kpc and closer bursts increase dramatically the mortality for almost all types of unicellular organisms.

d. Cosmic Ray Jets

Dar, Laor and Shaviv (1998) proposed that GRB may be associated with massive acceleration of cosmic rays, which could be beamed into a jet and reach great distances from the source, termed by them as *cosmic ray jet* (CRJ). Although still very speculative, it is worth to take a serious look to this hypothesis, especially on the consequences it might have to a planet illuminated by the GRB, since it could also be stricken by the jet, but with a substantial time delay.

Using equipartition of energy, it is generally assumed that the same amount of energy seen in γ radiation is used to accelerate the particles (Vietri *et al.*, 2003), which we shall consider to be protons. This way, we considered a jet of protons with 10^{50} erg of kinetic energy and assumed the same collimation angle inferred for the photons, $\Delta\Omega = 1/\Gamma$, with $\Gamma \approx 100$.

When hitting the upper atmosphere, the CRJ would produce a shower of secondary particles. We focused our attention on the muons, which could arrive on the ground and even underground or deep underwater, unlike UV or γ radiation that is restricted to the surface. This is one of the main arguments given by Dar, Laor and Shaviv (1998) of why CRJ could probably have a major impact on life.

The production of muons on the atmosphere occurs when a proton interacts with a nucleus:

$$p + N \rightarrow \pi + K \rightarrow \mu + \nu \quad (13)$$

In the case of a monochromatic primary flux, we can use the simplified formula (Dar, Laor and Shaviv, 1998)

$$\langle N_\mu \rangle \cong \frac{(0.0145 E_p [\text{TeV}])}{\cos \theta} \left(\frac{E_p}{E_\mu} \right)^{0.757} \left(1 - \frac{E_\mu}{E_p} \right)^{5.25} \quad (14)$$

This gives the mean number of high energy muons ($E > E_\mu$) produced by nucleons of energy E_p , which do not decay in the atmosphere and reach the sea level with zenithal angle $\theta < \pi/2$.

To introduce the incident spectrum of the primaries, we can use the equation given by Lipari (1993), deducible using standard physics (eg, Gaisser, 1992):

$$\phi_\mu(E, \theta) = \left[L_\pi(\alpha) \left(1 + \frac{L_\pi(\alpha)}{H_\pi(\alpha)} \frac{E \cos \theta}{\varepsilon_\pi} \right)^{-1} + L_K(\alpha) \left(1 + \frac{L_K(\alpha)}{H_K(\alpha)} \frac{E \cos \theta}{\varepsilon_K} \right)^{-1} \right] K E^{-\alpha} \quad (15)$$

These formulae is valid for muon energies greater than 20 *GeV*, because muon decay processes are not taken into account. The input spectrum is characterized by the index α and the constant K , these parameters were taken from the work of Lipari (1993). This formula was tested with success to the usual cosmic ray background ($\alpha=2.7$ and $K=1.85$) reproducing the actual flux, except at low energies where the solar wind and other effects are important.

The main process of energy loss of high energy muons on matter is ionization. To calculate the ionization losses, we used a simplified well-known version of the Bethe-Bloch equation (Richard-Serre, 1971), which is valid strictly for energies above 10 *GeV*:

$$\left(\frac{dE}{dx}\right)_{ioniz} = \frac{Z}{A} \left[4.55 + 2.34 \times 10^{-4} \eta - 2.62 \times 10^{-8} \eta^2 - 0.1535 \ln \left(\rho \frac{Z}{A} \right) \right] \quad (16)$$

$$\eta = \beta\gamma = \left[\left(\frac{E}{M_{\mu}c^2} - 1 \right) \frac{E}{M_{\mu}c^2} \right]^{\frac{1}{2}}$$

In water, equation (16) gives a roughly constant energy loss of 2.58 *MeV/g/cm²*, for muon energies up to 1 *TeV*.

Lacking of a firm evaluation of the spectrum, we have decided not to employ a specific form for the particles accelerated at the GRB, but rather a monochromatic flux of typical energy per nucleon of 1 *TeV*. The irradiation duration by these relativistic particles is around 2 months (Dar *et al.*, 1998).

For a primary energy flux of $10^7 \text{ erg/cm}^2 \cong 10^8 \text{ TeV/cm}^2$ in high-energy particles, which is the assumption for our standard burst at 10 kpc, we have calculated the muon flux at sea level shown in Fig. 3

FIG 3

The lethal dose of ionizing radiation for humans is around 3 Gy, which can be translated to a muon flux, at the 20 GeV energy range, of about 10^{10} cm^{-2} . Our benchmark organism *E. coli* is more resistant, the lethal dose being 300 Gy and therefore the bacteria could stand a muon flux of $8 \times 10^{11} \text{ cm}^{-2}$. These numbers set maximum lethal distances for the bursts sources of 300 pc for humans and 30 pc for *E. coli*.

4. A case study: SGR1806-20

On December 2004, a giant flare event from the Soft Gamma Repeater SGR1806-20 was observed. The main characteristics of this event are listed below:

- Peak flux: $F_{\text{peak}} > 0.3 \text{ erg/cm}^2$ (Nakar *et al.*, 2005)
- Estimated distance: $6.4 \text{ kpc} < D < 9.8 \text{ kpc}$ (Cameron *et al.*, 2005)
- Beaming angle: $\Delta\Omega \sim 0.03 \text{ sr}$ (Yamazaki *et al.*, 2005)
- γ isotropic luminosity: $1.5 \times 10^{45} \text{ erg} \leq L_{\text{peak}}^{\text{iso}} \leq 3.5 \times 10^{45} \text{ erg}$
- γ luminosity with beaming: $3.5 \times 10^{43} \text{ erg} \leq L_{\text{peak}}^{\text{beam}} \leq 0.8 \times 10^{44} \text{ erg}$

This kind of event is thought to have many of the characteristics of a GRB, but scaled to lower energies (Nakar *et al.*, 2005). Apart from having a different origin than GRBs, the interest on this kind of event is that there are other three known SGR on the Galaxy, so that they are *not* of cosmological origin and might have more direct implications to life, even at present.

By applying the same method used to the GRBs before, we arrived at the critical distances for the three main processes we described before, the maximum ones at which the event could have been lethal. As above, the “lethality” was defined in terms of the test organism *E.coli*. The results are

- Direct γ irradiation
 - $0.03 \text{ pc} < D_{\text{crit}} < 1.3 \text{ pc}$
- UV retransmission
 - $1.3 \text{ pc} < D_{\text{crit}} < 13 \text{ pc}$
- O₃ layer destruction
 - $D_{\text{crit}} < 2 \text{ pc}$

As in the case of GRB, we found that the most effective mechanism is UV retransmission, because it corresponds to the largest calculated critical distance. However, even so the event should happen very close to Earth to be lethal, so close that in fact, that we do not expect to have any progenitors at any time in the history of the planet.

For the case of a CRJ, we do not expect to have any direct biological effect at all given the spreading of the particles by magnetic fields (Biermann *et al.*, 2004), although the acceleration of high energy particles by internal shocks in the SGR1806-20 is a possibility as discussed by Asano *et al.* (2005), it is not relevant for our purposes.

3. Discussion and conclusions

As a summary of the above results, we present in Table 1 all the lethal distances referred to *E.coli* calculated for the various mechanisms presented

Table 1

We can safely state that the most efficient killing effect of GRB illumination is the UV flash, because it can be deadly for distances up to ~ hundred *kpc*. However, this effect is limited to one hemisphere, and only over uncovered land and shallow waters. It may *not* have a direct global impact, although it may have an indirect long term effect if a significant part of the planktonic organisms are killed during the irradiation. The non-linear effects on populations of a huge catastrophe like the incidence of a nearby GRB are difficult to model, and there is ample room to study scenarios addressing these issues.

The direct γ irradiation seems not to be as important, but it can, if not by directly depositing a lethal dose on ground, affect the whole biosphere by heating

up the atmosphere and causing major climatic changes. It would be interesting to model such a sudden large disturbance in some detail.

The depletion of the ozone layer is the most obvious global and *long lasting* effect. It can affect life for many years, probably making the surface an extremely rough environment for life. And it can be “effective” for distances up to tens of *kpc*, which means practically anywhere in the Galaxy, confirming the expectations given by Thorsett (1995). The deadly critical distance may be down to 10 kpc or so for organisms better adapted to UV-exposed environments. In fact, it is difficult to envision the survival of a fundamental ecosystem depending on photosynthetic organisms for a GRB event happening closer than 1-2 kpc based on the results of Fig. 2.

Other consequences are expected as well, as pointed by Thorsett (1995) and Thomas *et al.* (2005b): the rise of the NO_x concentration on the atmosphere may have a global cooling effect, blocking visible sunlight and making photosynthesis inefficient. On the other hand, the residual nitrates of this process may make the soil more fertile after the end of this GRB winter, allowing lands to be populated by vegetation, as suggested by Thomas *et al.* (2005b).

The cosmic rays effect is still controversial, and it seems to be very inefficient unless the source is located very close (few pc) to the Earth. However, a non-lethal CRJ incidence could still be important for the biota, for example by providing a higher level of background radiation which could induce significant

mutation rates. Because its effect lasts for several months, these mutations might have time to accumulate on simple, fast replicating organisms, having a yet unknown evolutionary importance (Dermer and Holmes, 2005).

We conclude our unified study of the several effects a GRB on an Earth-like planet, with a quantitative assessment of how destructive an event could be, leading to extermination of life, or at least, part of it (Melott *et al.*, 2004). However, it is not impossible that it may work as an evolutionary kick inducer, as many other apparent catastrophic events that happened on Earth (Horvath, 2003).

4. Acknowledgements

We wish to acknowledge the partial financial support of FAPESP and CNPq Agencies (Brazil) in the form of research scholarships to the authors.

References

1. Annis, J. (1999), *Journal of the British Interplanetary Society*, 52, 19-25
2. Asano, K., Yamazaki, R. and Sugiyama, N. (2005), astro-ph/0503335 (in press)
3. Band, D., Matteson, J., Ford, L., Schaefer, B., Palmer, D., Teegarden, B., Cline, T., Briggs, M., Paciesas, W., Pendleton, G., Fishman, G., Kouveliotou, C., Meegan, C., Wilson, R., Lestrade, P. (1993), *ApJ*, 413, 281-292
4. Biermann, P.L., Tanco, G.M., Engel, R. and Pugliese, G. (2004), *ApJ*, 604, L29-L32
5. Cameron, P. B., Chandra, P., Ray, A., Kulkarni, S. R., Frail, D. A., Wieringa, M. H., Nakar, E., Phinney, E. S., Miyazaki, A., Tsuboi, M., Okumura, S., Kawai, N., Menten, K. M. and Bertoldi, F. (2005), *Nature*, 434 (7037), 1112-1115
6. Crutzen, P.J. and Brühl, C. (1996), *Proc. Natl. Acad. Sci. USA*, 93, 1582-1584
7. Dar, A., Laor, A. and Shaviv, N.J. (1998), *Phys. Rev. Letters*, 80 (26), 5813-5816

8. Dermer, C. D. and Holmes, J. M. (2005), *ApJL* 628, L21-L24
9. Ellis, J. and Schramm, D.N. (1995), *Proc. Natl. Acad. Sci USA*, 92, 235-238
10. Frail, D. A., Kulkarni, S. R., Sari, R., Djorgovski, S. G., Bloom, J. S., Galama, T. J., Reichart, D. E., Berger, E., Harrison, F. A., Price, P. A., Yost, S. A., Diercks, A., Goodrich, R. W. and Chaffee, F. (2001), *ApJL*, 562, L55-L58
11. Gaisser, T. (1992), *Cosmic rays and particle physics*, Cambridge University Press
12. Gehrels, N., Laird, C.M., Jackman, C.H., Cannizzo, J.K., Mattson, B.J. and Chen, W. (2003), *ApJ*, 585, 1169-1176
13. Häder, D. and Sinha, R.P. (2005), *Mutation Research*, 571, 221-233.
14. Horvath, J.E. (2003), astro-ph/0310034 (unpublished)
15. Lipari, P. (1993), *Astropart. Phys*, 1, 399-415
16. Madronich, S. McKenzie, R.L., Björn, L.O. and Caldwell, M.M. (1998), *Journal of Photochemistry and Photobiology B: Biology*, 46, 5-19
17. Melott, A. L., Lieberman, B. S., Laird, C. M.; Martin, L. D., Medvedev, M. V., Thomas, B. C., Cannizzo, J. K., Gehrels, N. and Jackman, C. H. (2004), *International Journal of Astrobiology*, 3, 55-61

18. Thomas, B.C., Jackman, C.H., Melott, A.L., Laird, C.L., Stolarski, R.S., Gehrels, N., Cannizzo, J.K. and Hogan, D.P. (2005a), *ApJL*, 622, L153-L156
19. Thomas, B.C., Melott, A.L., Jackman, C.H., Laird, C.M., Medvedev, M.V., Stolarski, R.S., Gehrels, N., Cannizzo, J.K., Hogan, D.P. and Ejzak, L.M. (2005b), astro-ph/0505472 (in press)
20. Thorsett, S. (1995), *ApJL*, 444, L53-L55
21. Nakar, E., Piran, T. and Sari, R. (2005), astro-ph/0502052 (in press)
22. Richard-Serre, C. (1971), CERN Report, 71, 18
23. Ruderman, M.A. (1979), *Science*, 184, 1079-1081 (1979)
24. Scalo, J. and Wheeler J.C. (2002), *ApJ*, 566, 723-737
25. Smith, D., Scalo, J. and Wheeler, C. (2004), *Icarus*, 171 (1), 229-253
26. van Paradijs, J., Kouveliotou, C. and Wijers, R.A.M.J. (2000) , *ARA&A*, 38, 379-425
27. Vietri, M., de Marco, D. and Guetta, D. (2003), *ApJ*, 592, 378-389
28. Yamazaki, R., Ioka, K., Takahara, F. and Shibazaki, N. (2005), *Publ. Astron. Soc. Jap.*, 57, L11-L15

Tables

	Thin Atmosphere	Thick Atmosphere
γ Irradiation	700pc	negligible
UV Flash	70 - 200kpc	30 - 130kpc
Ozone Layer Depletion	-	40kpc
CRJ	-	30pc

Table 1

Comparison of the lethal distances for *E.coli* for the several GRB effects, clearly showing the longer range for the UV flash mechanism. The quoted ranges in the second line reflect the uncertainty in the fraction of γ to UV conversion efficiency (see text).

Figure Legends

Fig1: Atmospheric ozone depletion as a function of the initial γ fluence, as calculated by Ruderman (1979) (solid line) using an analytical simplified approach and by Gehrels *et al.* (2003) (dashed line), using numerical simulations.

Fig2: Calculated solar UV flux reaching sea level, attenuated by the depleted ozone layer, as a function of the initial γ fluence (lower scale) and distance to the standard GRB (upper scale). The lethal UV fluxes for several organisms are also plotted for comparison, and the lethal times of exposure for each species are also indicated.

Fig3: Muon flux on sea level produced by the interactions of 1 *TeV* protons on top of the atmosphere, not considering muon decay. For muons over 20 *GeV*, the expected muon flux is of the order of 10^9 cm^{-2} .

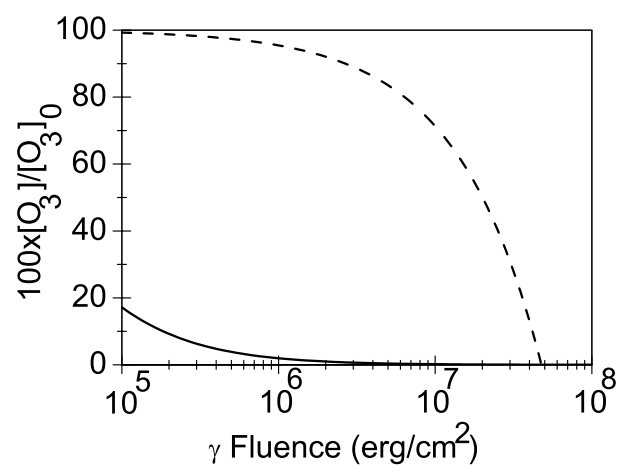


Fig1

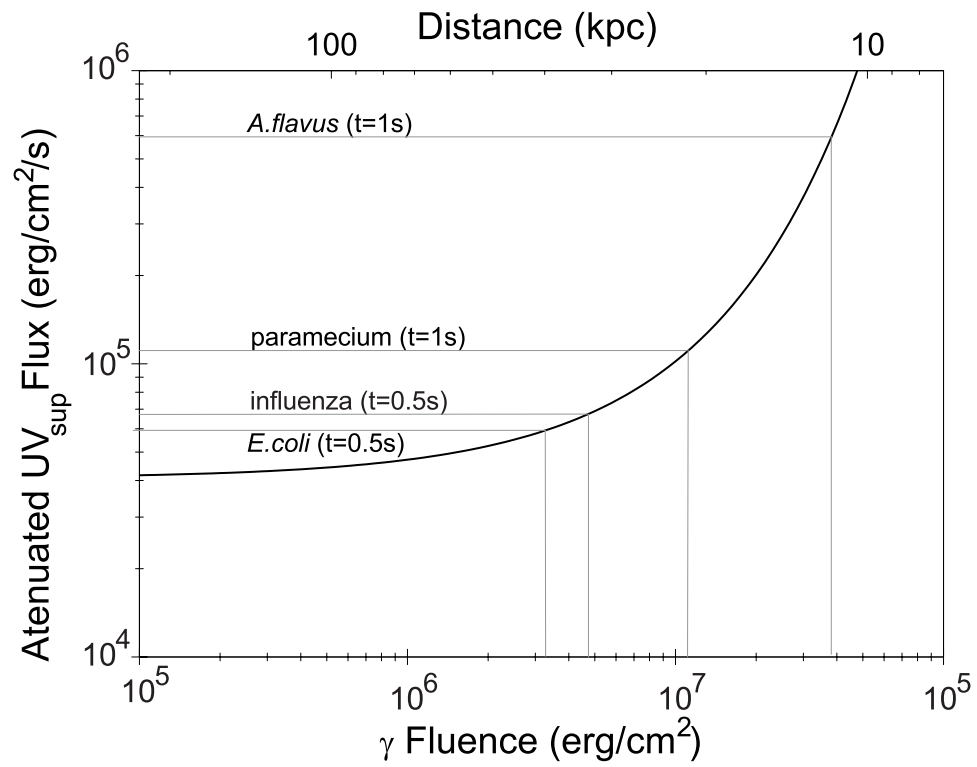


Fig2

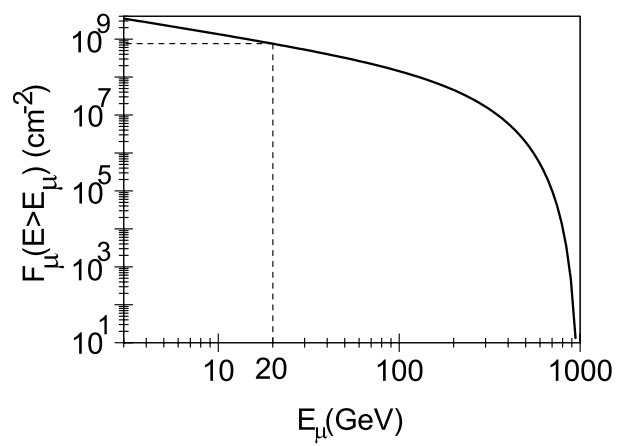


Fig3