

# DISCOVERY OF A PLANETARY-MASS BROWN DWARF WITH A CIRCUMSTELLAR DISK

K. L. LUHMAN<sup>1</sup>, LUCÍA ADAME<sup>2</sup>, PAOLA D’ALESSIO<sup>3</sup>, NURIA CALVET<sup>4</sup>, LEE HARTMANN<sup>4</sup>, S. T. MEGEATH<sup>5</sup>, & G. G. FAZIO<sup>5</sup>

*Draft version October 8, 2018*

## ABSTRACT

Using the *Hubble Space Telescope*, the 4 m Blanco telescope at the Cerro Tololo Inter-American Observatory, and the *Spitzer Space Telescope*, we have performed deep imaging from 0.8 to 8  $\mu\text{m}$  of the southern subcluster in the Chamaeleon I star-forming region. In these data, we have discovered an object, Cha 110913-773444, whose colors and magnitudes are indicative of a very low-mass brown dwarf with a circumstellar disk. In a near-infrared spectrum of this source obtained with the Gemini Near-Infrared Spectrograph, the presence of strong steam absorption confirms its late-type nature ( $\gtrsim\text{M9.5}$ ) while the shapes of the *H*- and *K*-band continua and the strengths of the Na I and K I lines demonstrate that it is a young, pre-main-sequence object rather than a field dwarf. A comparison of the bolometric luminosity of Cha 110913-773444 to the luminosities predicted by the evolutionary models of Chabrier & Baraffe and Burrows & coworkers indicates a mass of  $8_{-3}^{+7} M_{\text{Jup}}$ , placing it fully within the mass range observed for extrasolar planetary companions ( $M \lesssim 15 M_{\text{Jup}}$ ). The spectral energy distribution of this object exhibits mid-infrared excess emission at  $\lambda > 5 \mu\text{m}$ , which we have successfully modeled in terms of an irradiated viscous accretion disk with  $\dot{M} \lesssim 10^{-12} M_{\odot} \text{ yr}^{-1}$ . Cha 110913-773444 is now the least massive brown dwarf observed to have a circumstellar disk, and indeed is one of the least massive free-floating objects found to date. These results demonstrate that the raw materials for planet formation exist around free-floating planetary-mass bodies.

*Subject headings:* accretion disks – planetary systems: protoplanetary disks – stars: formation — stars: low-mass, brown dwarfs — stars: pre-main sequence

## 1. INTRODUCTION

Planets are born from disks of gas and dust that surround newly formed stars. These disks exist around stars covering a wide range of masses and even have been found around objects at substellar masses (e.g., Comerón et al. 1998). In fact, the least massive brown dwarf discovered with a disk (Luhman et al. 2005c) has a mass near the upper limit of extrasolar planetary companions ( $M \sim 15 M_{\text{Jup}}$ , Marcy et al. 2005). These measurements raise the question of whether even smaller brown dwarfs at planetary masses possess disks out of which planets might form.

The Chamaeleon I star-forming region is a prime location in which to search for planetary-mass brown dwarfs with disks. Because of its close proximity to the Sun ( $d = 160\text{--}170$  pc, Whittet et al. 1997; Wichmann et al. 1998; Bertout et al. 1999), substellar members of this cluster have relatively bright apparent magnitudes. In addition, the cluster is compact enough that it can be mapped in a reasonable amount of observing time. Taking advantage of these attractive characteristics, we have

obtained deep broad-band images of the southern subcluster in Cha I from 0.8 to 8  $\mu\text{m}$  with the *Hubble Space Telescope* (*HST*), the 4 m Blanco telescope at the Cerro Tololo Inter-American Observatory, and the *Spitzer Space Telescope*. In this letter, we describe these imaging observations, use the resulting photometry to identify a promising candidate brown dwarf with a disk, confirm it as a young brown dwarf with near-infrared (IR) spectroscopy, estimate its extinction, luminosity, and mass, and compare its mid-IR excess emission to our model predictions for emission from a circumstellar disk.

## 2. 0.8–8 $\mu\text{m}$ IMAGING OF CHAMAELEON I

We used the Advanced Camera for Surveys (ACS) aboard *HST* to image a  $13'.3 \times 16'.7$  area centered at  $\alpha = 11^{\text{h}}07^{\text{m}}45^{\text{s}}$ ,  $\delta = -77^{\circ}40'00''$  (J2000) during several dates in 2004 and 2005. ACS provided a plate scale of  $0''.05 \text{ pixel}^{-1}$  and a field of view of  $3'.4 \times 3'.4$ . The target area was imaged with a  $4 \times 5$  map of contiguous fields of view. At a given cell in the map, we obtained one 850 s exposure in the F775W filter ( $0.775 \mu\text{m}$ ) and one 350 s exposure in the F850LP filter ( $0.85 \mu\text{m}$ ) at each position in a 2-point dither pattern. The resulting images were processed and calibrated by automated software at the Space Telescope Science Institute. On the nights of 2004 April 28 and 29, we obtained images of a  $20' \times 20'$  area centered at  $\alpha = 11^{\text{h}}07^{\text{m}}45^{\text{s}}$ ,  $\delta = -77^{\circ}38'20''$  (J2000) with the Infrared Side Port Imager (ISPI) at the 4 m Blanco telescope at the Cerro Tololo Inter-American Observatory. ISPI provided a plate scale of  $0''.3 \text{ pixel}^{-1}$  and a field of view of  $10'.25 \times 10'.25$ . The target area was imaged with a  $2 \times 2$  map of contiguous fields of view through the *J*, *H*, and *K<sub>s</sub>* filters ( $1.25, 1.6, 2.2 \mu\text{m}$ ). At each cell

<sup>1</sup> Department of Astronomy and Astrophysics, The Pennsylvania State University, University Park, PA 16802; kluhman@astro.psu.edu.

<sup>2</sup> Instituto de Astronomía, UNAM, Apartado Postal 70-264, Ciudad Universitaria, 04510, México DF, México; adamel@astroscu.unam.mx.

<sup>3</sup> Centro de Radioastronomía y Astrofísica, UNAM, Apartado Postal 72-3 (Xangari), 58089, Morelia, Michoacán, México; p.dalessio@astrosmo.unam.mx.

<sup>4</sup> Department of Astronomy, The University of Michigan, 500 Church Street, 830 Dennison Building, Ann Arbor, Michigan 48109; ncalvet, lhartm@umich.edu.

<sup>5</sup> Harvard-Smithsonian Center for Astrophysics, 60 Garden St., Cambridge, MA 02138; tmegeath, gfazio@cfa.harvard.edu.

in the map, short exposures were obtained at closely separated dither positions such that a total exposure time of 24 min was achieved in each filter. These data were processed using standard image reduction methods and were calibrated with photometry from the Two Micron All-Sky Survey. As a part of the Guaranteed Time Observations of the instrument team for the Infrared Array Camera (IRAC; Fazio et al. 2004), we obtained images of two overlapping  $20' \times 15'$  areas in Cha I at 3.6, 4.5, 5.8, and  $8.0 \mu\text{m}$  with IRAC aboard the *Spitzer Space Telescope* (Werner et al. 2004). The details of these observations and the analysis of the resulting data are provided by Luhman et al. (2005d).

### 3. IDENTIFICATION OF A CANDIDATE BROWN DWARF WITH A DISK

We measured photometry for all point sources appearing in the ACS, ISPI, and IRAC images. We then searched these data for objects exhibiting the colors and magnitudes expected of brown dwarfs with disks. This was done by first identifying objects that appeared to be cool and faint according to diagrams of  $m_{775}$  versus  $m_{775} - m_{850}$  (Luhman, McLeod, & Goldenson 2005a) and  $m_{775} - K_s$  versus  $J - H$  (Luhman 2000). For these candidate brown dwarfs, we checked the mid-IR colors  $[3.6] - [4.5]$ ,  $[4.5] - [5.8]$ , and  $[5.8] - [8.0]$  for values that were indicative of excess emission from disks (Luhman et al. 2005d). This process produced one promising candidate for a planetary-mass brown dwarf with a disk. The coordinates of the candidate are  $\alpha = 11^{\text{h}}09^{\text{m}}13.63^{\text{s}}$ ,  $\delta = -77^{\circ}34'44''.6$  (J2000) and we assign to it the name Cha 110913-773444 (hereafter Cha 1109-7734). For this object, we measured photometry of  $m_{775} = 23.19$ ,  $m_{850} = 21.59$ ,  $J = 17.45$ ,  $H = 16.34$ ,  $K_s = 15.61$ ,  $[3.6] = 14.70$ ,  $[4.5] = 14.38$ ,  $[5.8] = 14.11$ , and  $[8.0] = 13.49$ . The errors are 0.02 and 0.04 for the former seven and the latter two measurements, respectively.

### 4. SPECTRAL CLASSIFICATION

To determine if Cha 1109-7734 is a young brown dwarf, we observed it spectroscopically with the Gemini Near-Infrared Spectrograph (GNIRS) at Gemini South Observatory during the nights of 2005 March 23 and 25. The observing and analysis procedures were the same as those used for the Chamaeleon brown dwarf OTS 44 (Luhman et al. 2004). The resulting spectrum of Cha 1109-7734 is shown in Figure 1. The spectrum exhibits strong  $\text{H}_2\text{O}$  absorption bands, demonstrating that Cha 1109-7734 is a cool object rather than an early-type field star or an extragalactic source. Both young brown dwarfs and low-mass field stars have cool atmospheres, but their surface gravities differ significantly. Therefore, we can distinguish between these two possibilities for Cha 1109-7734 by examining spectral features that are sensitive to gravity, such as the shapes of the  $H$ - and  $K$ -band continua that are induced by the  $\text{H}_2\text{O}$  absorption bands and the strengths of Na I and K I absorption lines (Luhman et al. 1998; Lucas et al. 2001; Gorlova et al. 2003; McGovern et al. 2004). To do this, we compare in Figure 1 the spectrum of Cha 1109-7734 to GNIRS data for the young brown dwarf OTS 44 and the cool field dwarf LHS 2065. Cha 1109-7734 has a sharply peaked, triangular continuum and weak Na I

and K I lines like OTS 44 rather than the broad plateau and strong absorption lines that characterize LHS 2065. Based on this comparison, we conclude that Cha 1109-7734 is a young member of Cha I rather than a field dwarf in the foreground or the background of the cluster. Further evidence of the youth and membership of Cha 1109-7734 will be provided later in this work when we demonstrate that it has a disk. In addition to surface gravity, the spectral type of Cha 1109-7734 is constrained by the  $\text{H}_2\text{O}$  absorption bands. The strengths of these bands for Cha 1109-7734 are similar to those of OTS 44, which was classified as  $\gtrsim \text{M9.5}$  through a comparison to an optically-classified young brown dwarf (Luhman et al. 2004). We therefore apply this spectral type to Cha 1109-7734 as well. Because the variation of  $\text{H}_2\text{O}$  absorption with optical spectral type is unknown for young objects later than M9, we can place only a limit on the spectral type.

### 5. EXTINCTION, LUMINOSITY, AND MASS

Now that Cha 1109-7734 has been spectroscopically confirmed as a young brown dwarf, we estimate its extinction, luminosity, and mass. By comparing the near-IR spectrum and colors of Cha 1109-7734 to those of the known brown dwarfs OTS 44 ( $A_J = 0.3$ , Luhman et al. 2004) and KPNO 4 ( $A_J = 0$ , Briceño et al. 2002), we derive an extinction of  $A_J = 0.3 \pm 0.3$ . We estimate a bolometric luminosity of  $\log L_{\text{bol}} = -3.22$  for Cha 1109-7734 by combining our measurement of  $H$ , a distance modulus of 6.05, an  $H$ -band bolometric correction of  $\text{BC}_H = 2.7$  (Leggett et al. 2001; Reid et al. 2001; Dahn et al. 2002), and an absolute bolometric magnitude for the Sun of  $M_{\text{bol}\odot} = 4.75$ . The combined uncertainties in  $A_H$ ,  $H$ ,  $\text{BC}_H$ , and the distance modulus ( $\sigma \sim 0.2, 0.02, 0.2, 0.13$ ) correspond to an uncertainty of  $\pm 0.12$  in  $\log L_{\text{bol}}$ .

We convert the luminosity estimate to a mass using theoretical relationships between luminosity, mass, and age. For the age of Cha 1109-7734, we adopt the median value of 2 Myr exhibited by the known members of Cha I (Luhman 2004). These members are spread across a range of luminosities at a given temperature, which could reflect either a range of ages ( $\tau \sim 0.5$ -10 Myr) or other phenomena, such as extinction uncertainties, unresolved binaries, and variability. Regardless of the source of this luminosity spread, we can account for it in our mass estimate by adopting lower and upper limits of 0.5 to 10 Myr for the age of Cha 1109-7734. In diagrams of luminosity versus age in Figure 2, we plot Cha 1109-7734 with the luminosities predicted as a function of age for masses of 5, 10 and  $15 M_{\text{Jup}}$  by Burrows et al. (1997) and Chabrier et al. (2000). Cha 1109-7734 has a mass of  $8^{+7}_{-3} M_{\text{Jup}}$  according to both sets of evolutionary models. Mass estimates of this kind are prone to systematic errors within the models (Baraffe et al. 2002), but these errors do not appear to be large if the models are used properly (Luhman, Stauffer, & Mamajek 2005b; Luhman & Potter 2005). Thus, considering that the observed upper limit of extrasolar planetary companions is near  $15 M_{\text{Jup}}$  (Marcy et al. 2005), the mass of Cha 1109-7734 is very likely in the planetary regime. For comparison, we also include in Figure 2 the young brown dwarfs KPNO 4 and OTS 44. We have revised the previous luminosities of these objects (Briceño et al. 2002; Luhman et al. 2004) using the values of  $\text{BC}_H$  and

$M_{\text{bol}\odot}$  adopted in this work for Cha 1109-7734, arriving at  $\log L_{\text{bol}} = -2.48$  and  $-2.85$  for KPNO 4 and OTS 44, respectively. Cha 1109-7734 is more than twice as faint as OTS 44, which is the least massive brown dwarf known to have a disk prior to this study (Luhman et al. 2005c).

## 6. INFRARED EXCESS EMISSION

Cha 1109-7734 was originally identified as an object that might have a disk on the basis of mid-IR colors that were suggestive of excess emission from cool dust. We now examine this evidence of a disk in more detail. As done in our previous analysis of the disk-bearing brown dwarf OTS 44 (Luhman et al. 2005c), we use the young brown dwarf KPNO 4 to represent the stellar photosphere of Cha 1109-7734. In Figure 3, we plot the spectral energy distribution (SED),  $\lambda \times F_{\lambda}$ , for Cha 1109-7734 after an extinction correction of  $A_J = 0.3$ . The SED of KPNO 4 is scaled to match the  $H$ -band flux of Cha 1109-7734 and is included in Figure 3. As in the case of OTS 44 (Luhman et al. 2005c), the fluxes of Cha 1109-7734 are photospheric in the optical and near-IR bands, while significant excess emission is present at wavelengths longer than  $5 \mu\text{m}$ . We compared this excess emission from Cha 1109-7734 with the predictions of a model of an irradiated accretion disk. For these calculations, we adopted a stellar mass of  $M_* = 8 M_{\text{Jup}}$ , a stellar radius of  $R_* = 1.8 R_{\text{Jup}}$ , a uniform grain size distribution characterized by the standard power law  $n(a) \sim a^{-3.5}$  with minimum and maximum grain sizes  $a_{\text{min}} = 0.005 \mu\text{m}$  and  $a_{\text{max}} = 0.25 \mu\text{m}$  (Mathis, Rumpl, & Nordsieck 1977), a uniform mass accretion rate, and a disk inclination of  $i = 15^\circ$ . Standard disk models include a vertical wall at the dust destruction temperature of 1400 K. However, because of the low luminosity of Cha 1109-7734, the dust destruction radius is  $\sim 1.8 R_*$ . Under the assumption that magnetospheric accretion is taking place in this object, we have truncated the disk and placed the wall at a typical magnetospheric radius of  $\sim 2.1 R_*$  (Muzerolle et al. 2005), which corresponds to a temperature of 1300 K. For the height of the disk wall we have used  $H_{\text{wall}} = 0.17 R_*$ , which was derived from equations in Muzerolle et al. (2004). Descriptions of the method used to calculate the disk structure and emergent intensity are provided in our previous work (D'Alessio et al. 1998, 1999, 2001, 2005; Muzerolle et al. 2003). We find

that models with accretion rates of  $\dot{M} > 10^{-12} M_{\odot} \text{yr}^{-1}$  produce too much mid-IR excess emission. Meanwhile, we can place only an upper limit of  $\dot{M} \lesssim 10^{-12} M_{\odot} \text{yr}^{-1}$  on the accretion rate because irradiation rather than accretion dominates the heating of the inner disk for  $\dot{M} < 10^{-12} M_{\odot} \text{yr}^{-1}$ . In Figure 3, we show the disk SED produced by the model with  $\dot{M} = 10^{-12} M_{\odot} \text{yr}^{-1}$ , which fits the observed excess emission reasonably well.

We have presented the discovery of the faintest brown dwarf known to harbor a circumstellar disk. Our best estimate of the mass of this object ( $M = 8_{-3}^{+7} M_{\text{Jup}}$ ) places it within the mass range of extrasolar planetary companions ( $M < 15 M_{\text{Jup}}$ ). Thus, the basic ingredients for making planets are present around free-floating planetary-mass bodies. Additional observational and theoretical work is needed to determine if and how planets form in these disks.

We acknowledge support from grant NAG5-11627 from the NASA Long-Term Space Astrophysics program and grant GO-10138 from the Space Telescope Science Institute (K. L.), grant 172854 from CONACyT (L. A.), grants from CONACyT and PAPIIT/DGAPA, México (P. D.), and NASA grants NAG5-9670 and NAG5-13210 (N. C., L. H.). This work is based on observations made with the *Spitzer Space Telescope*, the *HST*, Cerro Tololo Inter-American Observatory, and Gemini Observatory. *Spitzer* is operated by the Jet Propulsion Laboratory at the California Institute of Technology under NASA contract 1407. Support for the IRAC instrument was provided by NASA through contract 960541 issued by JPL. The *HST* observations were obtained at the Space Telescope Science Institute, which is operated by the Association of Universities for Research in Astronomy, Inc. (AURA), under NASA contract NAS 5-26555. Cerro Tololo Inter-American Observatory is operated by AURA under a contract with the NSF. Gemini Observatory is operated by AURA under a cooperative agreement with the NSF on behalf of the Gemini partnership: the National Science Foundation (United States), the Particle Physics and Astronomy Research Council (United Kingdom), the National Research Council (Canada), CONICYT (Chile), the Australian Research Council (Australia), CNPq (Brazil) and CONICET (Argentina).

## REFERENCES

- Baraffe, I., Chabrier, G., Allard, F., & Hauschildt, P. H. 2002, *A&A*, 382, 563  
 Bertout, C., Robichon, N., & Arenou, F. 1999, *A&A*, 352, 574  
 Briceño, C., Luhman, K. L., Hartmann, L., Stauffer, J. R., & Kirkpatrick, J. D. 2002, *ApJ*, 580, 317  
 Burrows, A., et al. 1997, *ApJ*, 491, 856  
 Chabrier, G., Baraffe, I., Allard, F., & Hauschildt, P. H. 2000, *ApJ*, 542, 464  
 Comerón, F., Rieke, G. H., Claes, P., Torra, J., & Laureijs, R. J. 1998, *A&A*, 335, 522  
 Dahn, C. C., et al. 2002, *AJ*, 124, 1170  
 D'Alessio, P., Canto, J., Calvet, N., & Lizano, S. 1998, *ApJ*, 500, 411  
 D'Alessio, P., Calvet, N., Hartmann, L., Lizano, S., & Cantó, J. 1999, *ApJ*, 527, 893  
 D'Alessio, P., Calvet, N., & Hartmann, L. 2001, *ApJ*, 553, 321  
 D'Alessio, P., et al. 2005, *ApJ*, 621, 461  
 Fazio, G. G., et al. 2004, *ApJS*, 154, 10  
 Gorlova, N. I., Meyer, M. R., Rieke, G. H., & Liebert, J. 2003, *ApJ*, 593, 1074  
 Leggett, S. K., Allard, F., Geballe, T. R., Hauschildt, P. H., & Schweitzer, A. 2001, *ApJ*, 548, 908  
 Lucas, P. W., Roche, P. F., Allard, F., & Hauschildt, P. H. 2001, *MNRAS*, 326, 695  
 Luhman, K. L. 2000, *ApJ*, 544, 1044  
 Luhman, K. L. 2004, *ApJ*, 602, 816  
 Luhman, K. L., Briceño, C., Rieke, G. H., & Hartmann, L. 1998, *ApJ*, 493, 909  
 Luhman, K. L., McLeod, K. K., & Goldenson, N. 2005a, *ApJ*, 623, 1141  
 Luhman, K. L., Peterson, D. E., & Megeath, S. T. 2004, *ApJ*, 617, 565  
 Luhman, K. L., & Potter, D. 2005, *ApJ*, in press  
 Luhman, K. L., Stauffer, J. R., & Mamajek, E. E. 2005b, *ApJ*, 628, L69  
 Luhman, K. L., et al. 2005c, *ApJ*, 620, L51  
 Luhman, K. L., et al. 2005d, *ApJ*, 631, L69  
 Marcy, G., et al. 2005, *Progress of Theoretical Physics Supplement*, 158, 24  
 Mathis, J. S., Rumpl, W., & Nordsieck, K. H. 1977, *ApJ*, 217, 425

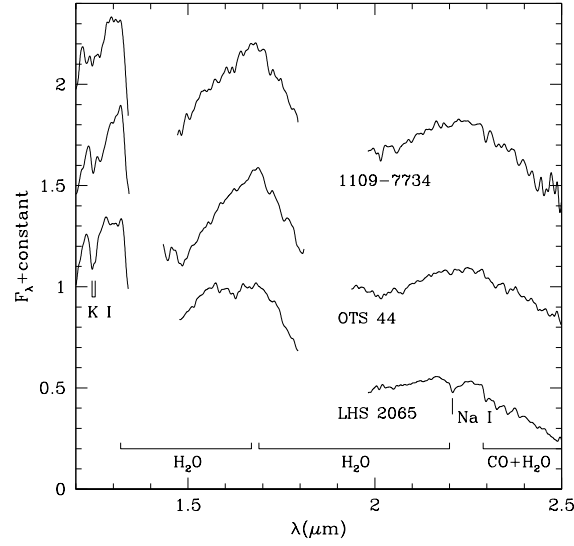


FIG. 1.— GNIRS spectrum of the candidate young brown dwarf Cha 1109-7734 compared to spectra of the known young brown dwarf OTS 44 and the old cool dwarf LHS 2065 (M9V). Like the latter two objects, Cha 1109-7734 exhibits broad, deep absorption in  $\text{H}_2\text{O}$ , demonstrating that it has a late spectral type. The weak K I and Na I absorption lines and the triangular shape of the continuum between 1.5 and 1.8  $\mu\text{m}$  in the spectrum of Cha 1109-7734 indicate a low surface gravity, and hence young age, like that of OTS 44. The spectra are displayed at a resolution of  $R = 200$  and are normalized at 1.68  $\mu\text{m}$ .

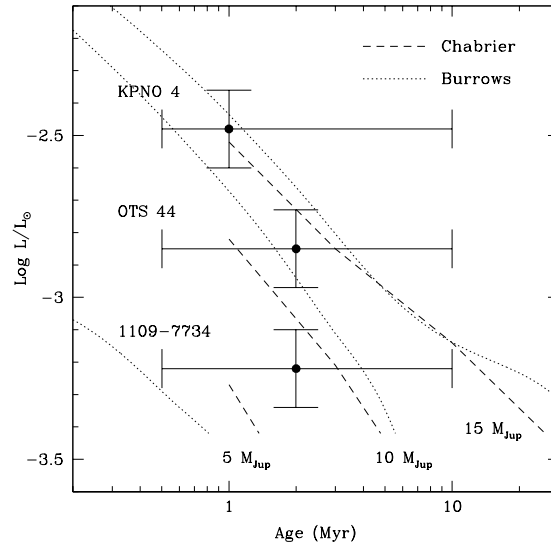


FIG. 2.— The luminosities of the young brown dwarfs KPNO 4, OTS 44, and Cha 1109-7734 (points; top to bottom) are compared to the luminosities as a function of age predicted by the theoretical evolutionary models of Chabrier et al. (2000) (dashed line) and Burrows et al. (1997) (dotted line) for masses of 5, 10, and 15  $M_{\text{Jup}}$ . Cha 1109-7734 has a mass of  $8^{+7}_{-3} M_{\text{Jup}}$  according to these models.

McGovern, M. R., Kirkpatrick, J. D., McLean, I. S., Burgasser, A. J., Prato, L., & Lowrance, P. J. 2004, *ApJ*, 600, 1020  
Muzerolle, J., Calvet, N., Hartmann, L., & D'Alessio, P. 2003, *ApJ*, 597, L149  
Muzerolle, J., D'Alessio, P., Calvet, N., & Hartmann, L. 2004, *ApJ*, 617, 406  
Muzerolle, J., Luhman, K. L., Briceño, C., Hartmann, L., & Calvet, N. 2005, *ApJ*, 625, 906  
Reid, I. N., Burgasser, A. J., Cruz, K. L., Kirkpatrick, J. D., & Gizis, J. E. 2001, *AJ*, 121, 1710

Werner, M. W., et al. 2004, *ApJS*, 154, 1  
Whittet, D. C. B., Prusti, T., Franco, G. A. P., Gerakines, P. A., Kilkenny, D., Larson, K. A., & Wesselius, P. R. 1997, *A&A*, 327, 1194  
Wichmann, R., Bastian, U., Krautter, J., Jankovics, I., & Ruciński, S. M. 1998, *MNRAS*, 301, L39

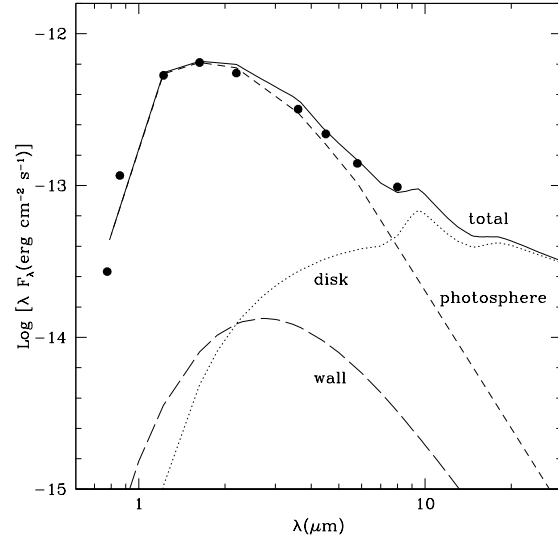


FIG. 3.— Spectral energy distribution of the young brown dwarf Cha 1109-7734 (*points*). Relative to the distribution expected for its photosphere (*short dashed line*), this brown dwarf exhibits significant excess emission at wavelengths longer than  $5 \mu\text{m}$ . The excess flux is modeled in terms of emission from a circumstellar accretion disk (*dotted line*) and a vertical wall at the inner disk edge ( $R_{\text{wall}} = 2.1 R_*$ ,  $H_{\text{wall}} = 0.17 R_*$ , *long dashed line*). The sum of this disk model and the photosphere (*solid line*) is a reasonable match to the data for Cha 1109-7734.