

Cosmological evolution of cosmic string loops

Christophe Ringeval

E-mail: ringeval@fyma.ucl.ac.be

Blackett Laboratory, Imperial College, Prince Consort Road, London SW7 2AZ,
United Kingdom

Theoretical and Mathematical Physics Group, Centre for Particle Physics and
Phenomenology, Louvain University, 2 Chemin du Cyclotron, 1348 Louvain-la-Neuve,
Belgium

Mairi Sakellariadou

E-mail: mairi.sakellariadou@kcl.ac.uk

Department of Physics, King's College, University of London, Strand, London WC2R
2LS, United Kingdom

François R. Bouchet

E-mail: bouchet@iap.fr

Institut d'Astrophysique de Paris, 98bis boulevard Arago, 75014 Paris, France

Abstract.

The existence of a scaling evolution for cosmic string loops in an expanding universe is demonstrated for the first time by means of numerical simulations. In contrast with what is usually assumed, this result does not rely on any gravitational back reaction effect and has been observed for loops as small as a few thousandths the size of the horizon. We give the energy and number densities of expected cosmic string loops in both the radiation and matter eras. Moreover, we quantify previous claims on the influence of the network initial conditions and the formation of numerically unresolved loops by showing that they only concern a transient relaxation regime. Some cosmological consequences are discussed.

PACS numbers: 04.50.+h, 11.10.Kk, 98.80.Cq

Cosmic strings are line-like topological defects which may have formed during phase transitions in the early universe. These defects are primordial vacuum remnants associated with the spontaneous breakdown of particle physics symmetries occurring during the cooling of the universe [1, 2]. If cosmic strings are formed at the end of inflation [3], they should still be present in the observable universe and many studies have been devoted to the understanding of their cosmological implications (see Refs. [4, 5] for a review and references therein and thereto). Recently, cosmic strings have been of particular interest since it was pointed out that Fundamental and Dirichlet

strings formed at the end of brane inflation could also play a cosmic string-like role in cosmology [6, 7, 8].

It is now part of the common lore that the existence of a string network is cosmologically acceptable owing to the so-called “scaling regime” of “long strings”. Intersections between super-horizon sized strings (the long, or infinite, strings) produce sub-horizon sized loops, ensuring that the total energy density of long strings scales with the cosmic time t as $1/t^2$, instead of the naively expected and catastrophic $1/a^2$, a being the scale factor. Nevertheless, overclosing of the universe is avoided only if the energy density in the form of loops is radiated away. This is typically the case for oscillating loops by means of gravitational wave emission but may no longer be true if the strings carry particle currents [9, 10, 11, 12].

On sub-horizon sizes, the understanding of string networks is still a matter of debate. Early analytical studies predicted the scaling property of long strings by considering the network dominated by one length scale only: the inter-string distance, somehow related to the horizon size [13, 14]. However, the first high resolution numerical studies identified a copious production of small sized loops, suggesting that the network dynamics should also involve a small fundamental length scale [15, 16, 17, 18, 19]. This led to the development of the so-called three scales model [20]. In addition to two horizon sized distances, the long strings develop, through their intersections, a small scale wiggleness structure, explaining the formation of the small sized loops. An interesting feature of the model is that the small length scale reaches a scaling regime only if gravitational radiation is considered, otherwise, and under reasonable assumptions, the kinky structure is expected to incessantly grow with respect to the horizon size. The main features of the three-scales model have been numerically confirmed in Minkowski space-time [21]. However, in these simulations, nearly all loops are produced at the lattice spacing size, which makes the evolution and the scaling properties of the small scale structure strongly dependent on the cutoff. It was thus pointed out that if this feature persists whatever the lattice spacing, the typical size of physical loops might be the string width, which implies that particle production rather than gravitational radiation would be the dominant mode of energy dissipation from a string network [21, 22]. Although loop formation at the string width has been recovered in more recent field numerical simulations, it has been argued that loop production rather than particle emission should remain the dominant cosmological energy carrying mechanism [23, 24].

In the following, we present new results coming from numerical simulations of cosmic strings evolution in a Friedman–Lemaître–Robertson–Walker (FLRW) universe. For this purpose, we used an improved version of the D. Bennett and F. Bouchet Nambu-Goto cosmic string code [18]. We show for the first time evidence of a scaling regime for the cosmic string loops in both the radiation and matter eras down to a few thousandths of the horizon size. The loops scaling evolution is similar to the long strings one and does not rely on any gravitational back reaction effect. It only appears after a relaxation period which is driven by a transient overproduction of loops, with

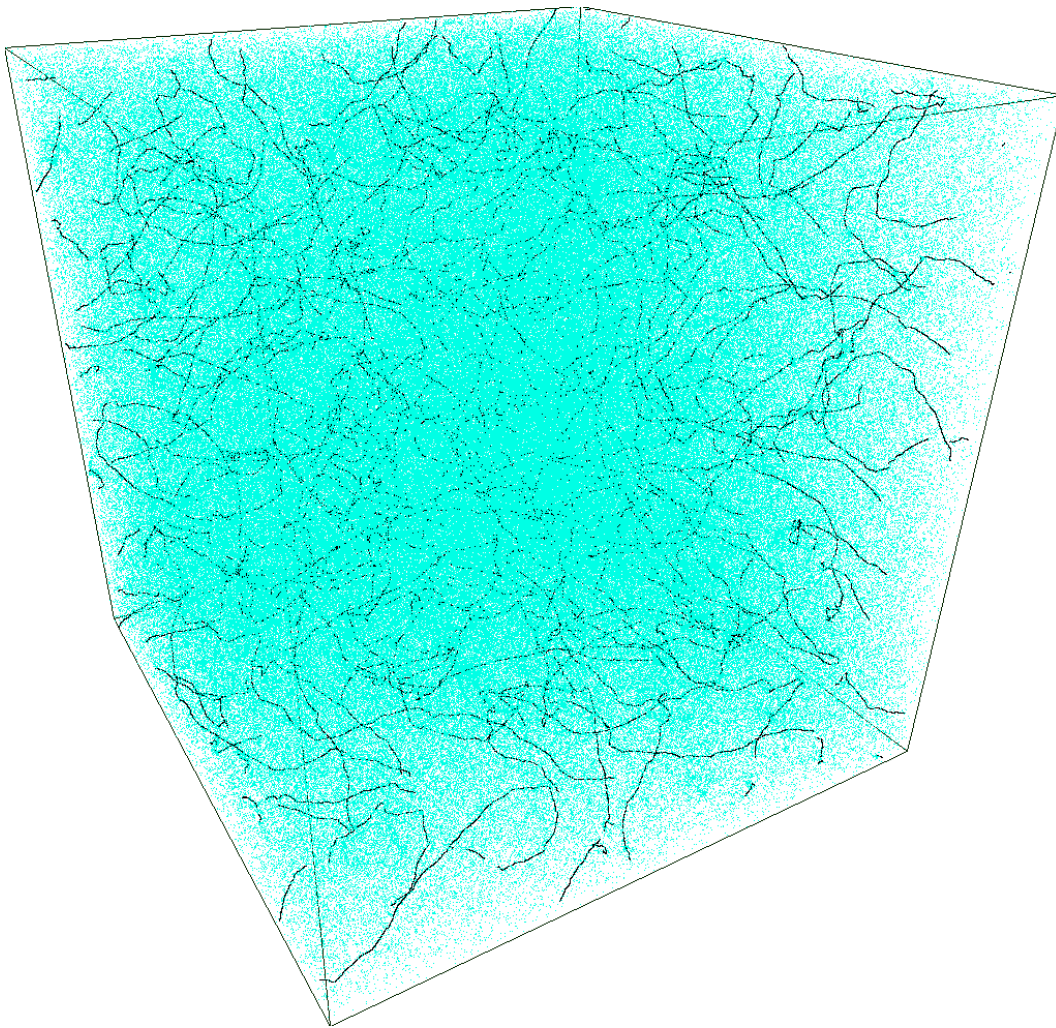


Figure 1. The $(100\ell_c)^3$ comoving volume in the matter era when the observable universe occupies one eighth of the box.

respect to the scaling value, whose length is close to the initial correlation length of the string network. We then discuss the effects induced by the finite numerical resolution and show that they do not affect the loops scaling regime. Moreover we confirm an explosive-like formation of very small sized and numerically unresolved loops during the first stage of the simulations, suggesting that particle production may briefly dominate the physical evolution of a string network soon after its formation.

Our numerical simulations of strings in FLRW space-time are performed in a fixed unity comoving volume with periodic boundary conditions. The initial scale factor is normalised to unity while the initial horizon size is a free parameter which controls the starting string energy within a horizon volume. During the computations, the comoving horizon size grows and the evolution is stopped before it fills the whole unit volume for which the finiteness of the numerical box starts to be felt. We used the Vachaspati–Vilenkin (VV) initial conditions where the long strings path is essentially a random

walk of correlation length ℓ_c , together with a random transverse velocity component of root mean squared amplitude 0.1 [25, 18]. Such a velocity component allows a faster relaxation of the string network toward its stable cosmological configuration. The results presented below mostly come from two high resolution runs in the matter and radiation eras, respectively, performed in a $(100\ell_c)^3$ comoving box and with an initial string sampling of 20 points per correlation length (ppcl). The initial size of the horizon is chosen to reduce the relaxation time toward the scaling regime and has been set equal to $d_{h_0} = 0.063$ for the matter era and $d_{h_0} = 0.057$ for the radiation era. The dynamic range achieved by these runs is 8 and 17 in conformal time, which is equivalent to 520 and 308 in physical time, for the matter and radiation era, respectively (see Fig. 1).

In Fig. 2, we have plotted the evolution of the energy density ρ_∞ associated with the long strings, defined to be super-horizon sized, together with the loop energy density distribution $d\rho_\circ/d\alpha$. More precisely, $d\rho_\circ(\alpha)$ is the energy density carried by the loops whose length, expressed in units of the horizon size, d_h , is in the range α to $\alpha + d\alpha$. A logarithmic binning in α of resolution $\Delta\alpha/\alpha \simeq 10^{-1}$ has been used in the range $[10^{-5}, 10^2]$ to compute these quantities. From Fig. 2, the scaling values for the energy density associated with the infinite strings are

$$\rho_\infty \frac{d_h^2}{U}_{\text{mat}} = 28.4 \pm 0.9, \quad \rho_\infty \frac{d_h^2}{U}_{\text{rad}} = 37.8 \pm 1.7, \quad (1)$$

for the matter and radiation era runs, where U denotes the string mass per unit length. The central value quoted above has been defined to be the mean value in the last half conformal dynamic range of each run while the errors correspond to the dispersions around the mean during that time. These scaling values are compatible with previous results while being slightly lower in the radiation era, possibly due to our better numerical accuracy and dynamic range [16, 19]. The really new results concern the loop energy density distribution which, after a transient regime (the bump in Fig. 2), reaches a self-similar evolution where $d\rho_\circ(\alpha)d_h^2$ remains stationary, for all values of α down to approximately 5×10^{-3} . The existence of such a loops scaling regime implies that

$$\frac{d\rho_\circ}{d\alpha} = \mathcal{S}(\alpha) \frac{U}{d_h^2}, \quad \frac{dn}{d\alpha} = \frac{\mathcal{S}(\alpha)}{\alpha d_h^3}, \quad (2)$$

where $dn(\alpha)/d\alpha$ is the number density distribution of loops. For a flat FLRW space-time, recall that $d_h = 3t$ in the matter era and $d_h = 2t$ in the radiation era. Notice that the loops smaller than 5×10^{-3} the size of the horizon have not yet entered such a scaling behaviour at the end of the runs. As can be seen in Fig. 2, the transient regime characterised by the bump in the energy density evolution is longer for the smaller loops. However, it is reasonable to believe that these loops would have reached the scaling regime with more dynamical range. These relaxation effects and their relationship with the initial conditions are discussed later in the letter.

In order to determine the scaling function $\mathcal{S}(\alpha)$ we have plotted in the top part of Fig. 3 the rescaled distribution $\alpha d_h^3 dn/d\alpha$ as a function of α , and at equally spaced physical times spread over the dynamic range of the simulations. As expected from the

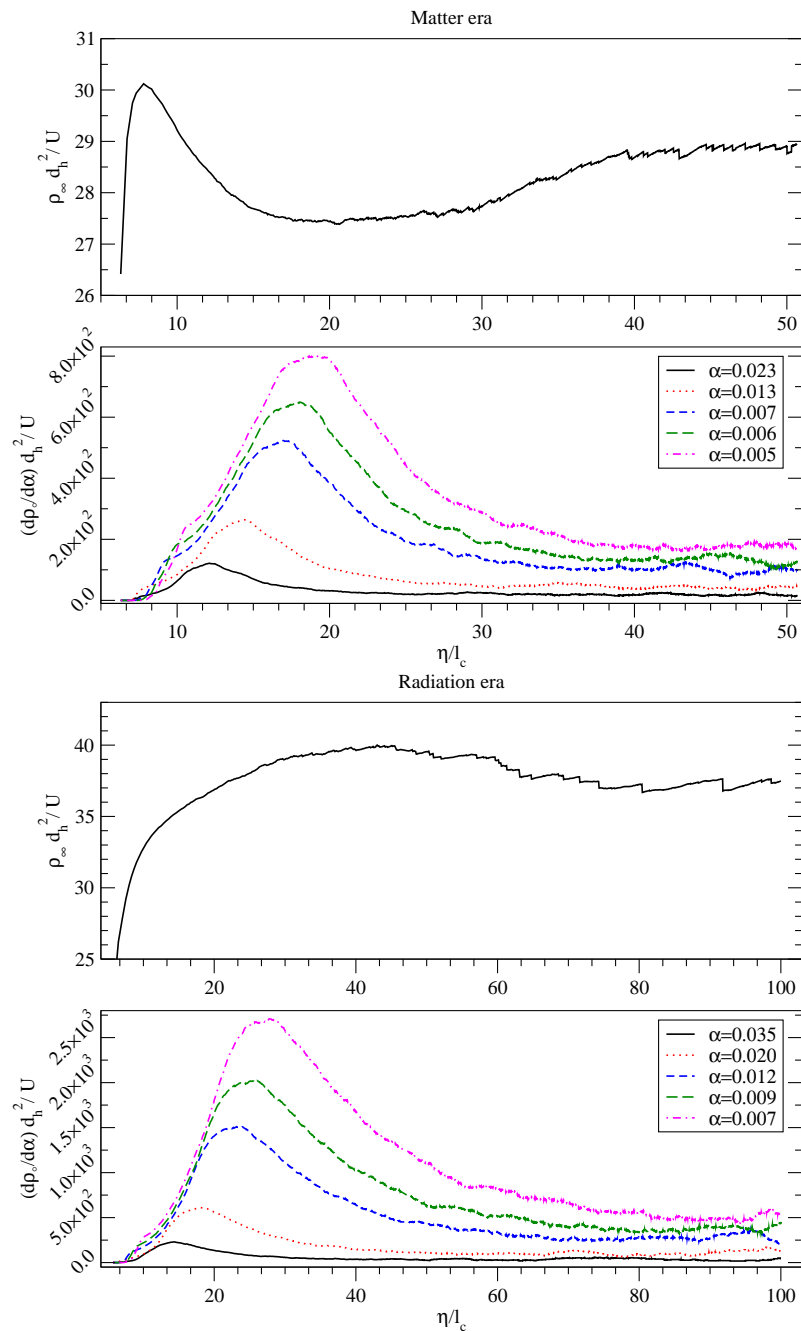


Figure 2. Evolution in the matter and radiation eras of the energy density associated with long strings and the energy density of loops of physical size $l_{\text{phys}} = \alpha d_h$. The time variable is the rescaled conformal time η/l_c . The energy density of long strings rapidly reaches a scaling regime where $\rho_\infty \propto 1/d_h^2$, up to some damped relaxation oscillations. These plots show that the energy density of l_{phys} -sized loops also reaches a long string-like scaling regime where $d\rho_\circ \propto 1/d_h^2$. This loop scaling regime appears after a relaxation period during which the energy density increases and decreases (the bumps). This transient energy excess signs the relaxation of the initial string network towards its cosmological stable configuration. Note that the transient regime is longer for the smaller loops, as expected from the hierarchical process of loop formation.

establishment of scaling observed in Fig. 2, the distribution functions in Fig. 3 start to superimpose at the largest length scales during earlier times. Simultaneously, the non-scaling parts of the distribution function shift toward small α . This essentially means that the intersection processes which create loops from long strings take place in a very similar manner for loops themselves. Their self-intersections give rise to more numerous smaller loops in such a way that a constant energy flow cascades from the long strings to the smallest loops. Conversely, due to their small size, the reconnection processes of these freshly formed smaller loops to long strings and large loops is negligible [18]. As a result, since the source of energy is the entering of long strings inside the horizon size, it is not really surprising that the horizon ends up being the relevant quantity also for the loops. Note that some hints of these effects have recently been observed on the kinky structure of strings in Minkowski space-time [26].

We have performed a power law least squares fit of $\alpha d_h^3 dn/d\alpha$ in the domain $\alpha_s < \alpha < \alpha_\infty$ where the loops scaling regime has been reached. Our prescription is to set α_s as the lowest size of loops, in units of the horizon size, for which the corresponding energy density $d\rho_o(\alpha_s)$ remains stationary during the last 5% of the simulation conformal time range (see Fig. 2 and Fig. 3). In order to avoid contamination by long string effects, the upper bound has been fixed to the typical distance between infinite strings, i.e. $\alpha_\infty = (U/\rho_\infty)^{1/2}/d_h$. By fitting the data points averaged over the above-mentioned 5% conformal time interval, one gets the power law fit $\mathcal{S}(\alpha) = C_o \alpha^{-p}$ with

$$\left\{ \begin{array}{l} p \\ C_o \end{array} \right\}_{\text{mat}} = \begin{array}{l} 1.41^{+0.08}_{-0.07} \\ 0.09^{-0.03}_{+0.03} \end{array}, \quad \text{and} \quad \left\{ \begin{array}{l} p \\ C_o \end{array} \right\}_{\text{rad}} = \begin{array}{l} 1.60^{+0.21}_{-0.15} \\ 0.21^{-0.12}_{+0.13} \end{array}, \quad (3)$$

for the matter and radiation run, respectively. The errors quoted above mainly come from systematic errors associated with the determination of the α domains where the loops are in the scaling regime. They have been estimated as the largest C_o and p deviations between four power law fits. These other fits use the same data but involve the four α intervals which are obtained by multiplying and dividing each of the original bounds α_s and α_∞ by a factor of two.

As can be seen in the top panels of Fig. 3, the transient overproduction of loops preceding the scaling (the bump right to maximum) and the overall maximum of the loop distribution evolve in time. During the runs, they peak at decreasing sizes with respect to the horizon size. In the bottom panels of Fig. 3, we have plotted the rescaled distributions $C \equiv \alpha^{p+1} d_h^3 dn/d\alpha$ for the matter and radiation eras. For the length scales in scaling, these distributions are approximated by the above-mentioned constant C_o whereas the relaxation regime and other non-scaling features appear as deviations from this flat distribution. Note that, this time, we have plotted the rescaled distributions with respect to the physical length $l_{\text{phys}} = \alpha d_h$. They now peak around a constant value which is close to the initial physical correlation length $\ell_c = 1/100$ associated with the VV initial conditions. The setting up of the scaling regime appears in this frame as the progressive damping of the bump, which flattens the distributions toward C_o and smooths out the correlations coming from the initial conditions. Moreover, the overall

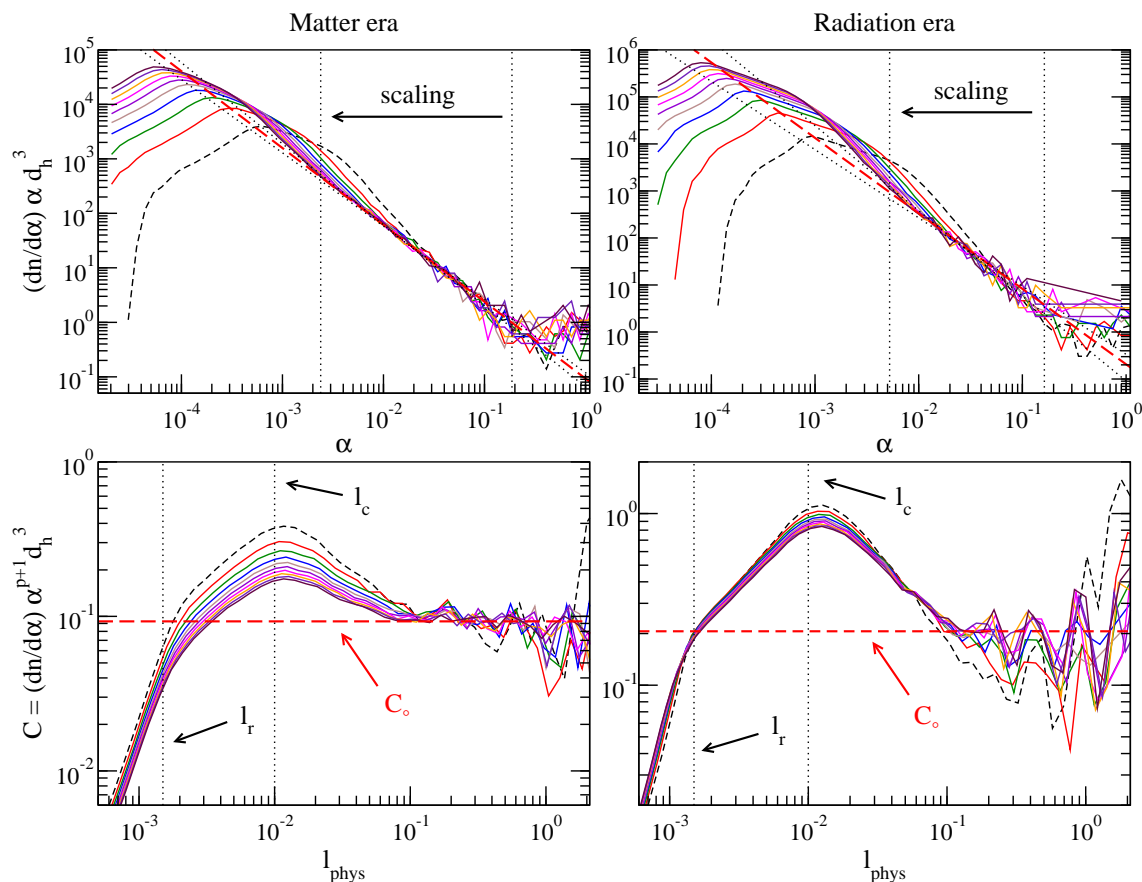


Figure 3. The rescaled loop number density distributions with respect to α (top panels) and $l_{\text{phys}} = \alpha d_h$ (bottom panels). They are plotted for different times starting at $t = 1.1$ and $t = 0.8$ (short dashed curves), with a physical time sampling equal to 1.1 and 0.8 for the matter and radiation runs, respectively. The scaling regime propagates from the large scales toward the small scales, while the relaxation bump around the initial correlation length ℓ_c is progressively damped. The α intervals used to determine the scaling function in Eq. (3) are represented, as well as the best power law fit (long dashed line) and its estimated systematic errors (dotted lines). Note that the overall maxima of the loop distributions in the top panels correspond to the knee centered around the initial resolution length ℓ_r in the bottom panels.

maximum of the $\alpha d_h^3 dn/d\alpha$ distribution appears as a knee, which also remains at a constant physical length during the simulation. This length ends up being close to the initial resolution length associated with the VV initial conditions (see also Fig. 4). As detailed in Ref. [18], our numerical simulations are not lattice size limited in physical space due to an adaptive gridding on each loop. However, at any time, loops with strictly less than 3 points cannot be formed and this is especially relevant for the initial conditions. Indeed, for an initial sampling of 20 ppcl, this cutoff necessarily leads to additional correlations in the VV network around the physical length $\ell_r = (3/20)\ell_c$, which precisely corresponds to the knee of the rescaled loop distributions C . The fact that the correlations associated with both ℓ_c and ℓ_r remain at constant physical lengths

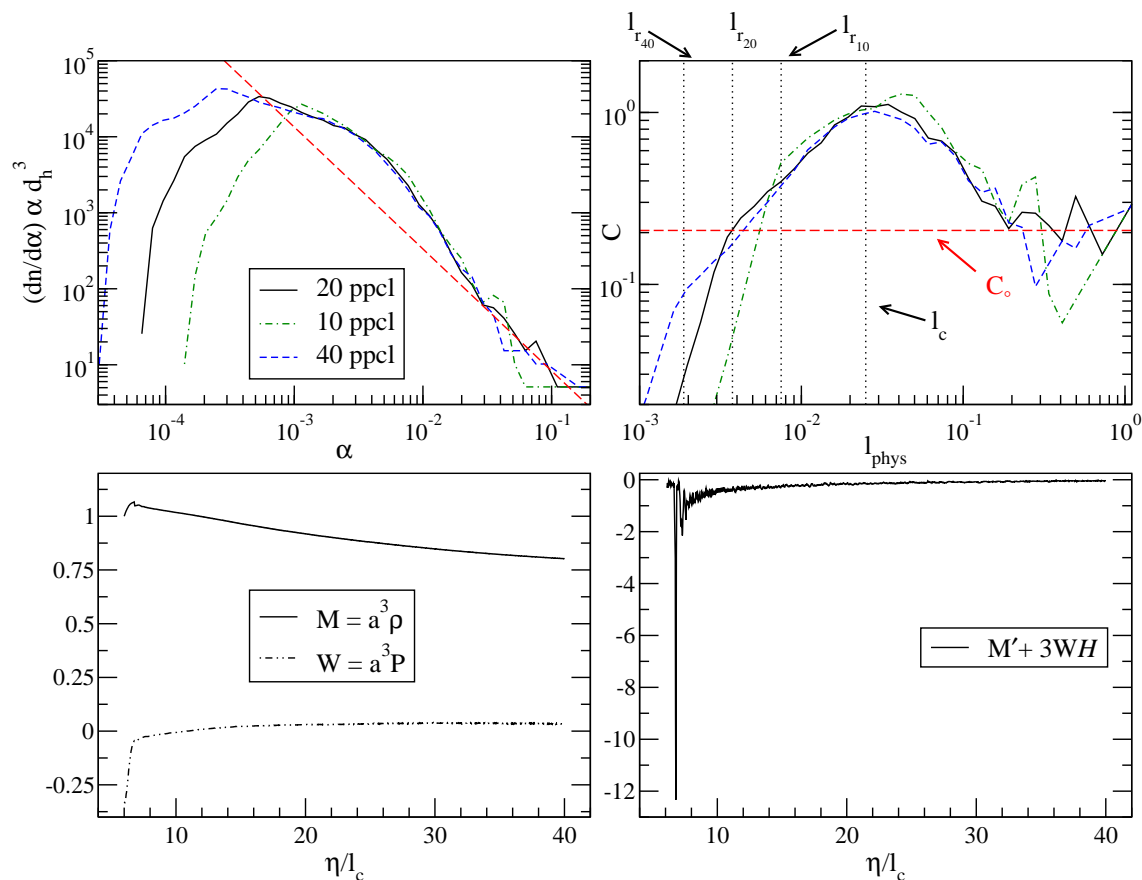


Figure 4. Influence of the initial resolution length ℓ_r on the rescaled loop distributions at the end of three small $(40\ell_c)^3$ radiation era runs having an initial sampling of 10, 20 and 40 ppcl, and a dynamic range of 45 in physical time (top panels). As in the previous figures, $\alpha = l_{\text{phys}}/d_h$ is the loop length in units of the horizon size. In the bottom panels, the influence of the 3 points cutoff is quantified for the 20 ppcl run by checking for stress energy conservation.

during the subsequent evolution may be compared to the evolution of the small-scale correlation length obtained in the three-scale models in absence of gravitational damping and under other reasonable assumptions [20].

Since the above-mentioned discretisation effects concern the smallest loops, they should not influence the properties of the string network on larger scales. In the top panels of Fig. 4, we have plotted the rescaled loop distributions obtained at the end of three $(40\ell_c)^3$ radiation era runs having an initial sampling of 10, 20 and 40 ppcl, respectively. As expected, one can check that the finite resolution effects remain confined to length scales smaller than the initial correlation length ℓ_c of the string network and do not affect the previously discussed loop scaling regime. We have also checked for these smaller runs the insensitivity of the loop distribution with respect to the initial random velocity component.

In previous studies of Nambu-Goto strings, the dissipation effects have been

associated with the formation of lattice sized loops in physical space [21, 22]. In the context of our 3 points cutoff, all triangle shaped loops are removed from the subsequent evolution since they cannot self-intersect and do not significantly alter the evolution of larger scales, but would otherwise require additional computing time. Since such a removal is not equivalent to a fixed physical size cutoff, another way to discuss the dissipation effects is to test the total stress energy conservation during the evolution. Designating by ρ and P the total string energy density and pressure, we have plotted in the bottom panels of Fig. 4 the evolution of the total network mass $\mathcal{M} = a^3\rho$, the total pressure work $\mathcal{W} = a^3P$, and the energy dissipation rate $\mathcal{Q} \equiv \mathcal{M}' + 3\mathcal{H}\mathcal{W}$ for the $(40\ell_c)^3$ radiation era run (20 ppcl). The prime stands for the derivative with respect to the conformal time and $\mathcal{H} = a'/a$ is the conformal Hubble parameter. From the conservation of the Nambu-Goto stress tensor, one would expect $\mathcal{Q} = 0$. As a result, the existence of a sharp negative peak for \mathcal{Q} at the very beginning of the run signals a strong energy loss rate in the form of numerically unresolved loops (see Fig. 4). However, this happens only during a brief period in which the universe expands less than a factor of 10^{-3} and corresponds to the times at which the overall maximum of the loop distribution around the initial resolution length appears. As the pressure evolution shows, this observation confirms the existence of an explosive-like relaxation of the VV strings network toward the cosmological network. Since in the early universe a string network soon after its formation is certainly far from its cosmological stable configuration, one might also expect such an explosive relaxation to physically take place. Note that during the later times of the numerical simulation the stress energy conservation is quite well satisfied, especially during the loop scaling regime.

In summary, we have numerically shown that the energy and number densities of cosmic string loops in an expanding universe reach a scaling regime down to a few thousandths of the horizon size. This result does not rely on gravitational back reaction effects and suggests that the loop formation mechanism is the dominant energy carrying mechanism in the cosmological context. The loops scaling regime takes place after a relaxation period during which we observe an overproduction of loops peaked around a constant physical length close to the initial correlation length ℓ_c of the string network. We have confirmed the existence of a brief explosive-like dissipative behaviour in the very first stage of the evolution where a few percent of the total energy density are lost in the form of numerically unresolved loops. At the same time, the overall maximum of the loop distribution appears around a constant physical length scale close to the initial resolution length ℓ_r of the string network. These effects suggest that particle production may dominate the relaxation of a string network in the early universe from the string forming phase transition toward its cosmological scaling configuration. We have however shown that these discretisation effects do not affect the loops scaling regime.

Our results should provide an improved basis for the development of loop evolution models [27] and for the determination of the gravitational wave background associated with the existence of a cosmological string network [28]. On the other hand, our Nambu-Goto string model certainly breaks down for length scales close to string width. One

therefore expect the cosmological loop distribution given in Eq. (2) to be valid above a given cutoff fixed by physical processes not included in our analysis.

Acknowledgments

We thank Tom Kibble, Carlos Martins, Patrick Peter, Danielle Steer and Pascal Voury for various enlightening and motivating discussions. Special thanks to D. Bennett who permitted us to resuscitate and use the code as the basis of this article. The computations have been performed on an IBM Power4 P690+ machine during seven CPU-years at the “Institut du Développement des Ressources en Informatique Scientifique” (<http://www.idris.fr>). The work of M. S. was supported in part by the European Union through the Marie Curie Research and Training Network UniverseNet (MRTN-CN-2006-035863).

Note added

A week after our results were rendered public on the archives, two other papers dealing with the scaling of cosmic string loops appeared: Refs [29] and [30]. Each of these works exhibits its own loop distribution and we would like to briefly discuss qualitatively what we suspect to be at the origin of these differences.

In Ref. [29], the authors studied cosmic string evolution under the simplifying hypothesis of Minkowski spacetime and observed that most of their primary loops are produced at a size $0.3t$ before going into loops of scaling size $0.1t$, a value close to their long inter-string distance. In order to attempt a direct comparison between Minkowski and FLRW simulations, one may express lengths with respect to the typical inter-string distance (our α_∞): their primary loop production size $0.3t$ would correspond to our $\alpha \simeq 0.5$ (for the matter era). As can be seen in our Fig. 3, this is out of our scaling range. Nevertheless, making abstraction of the statistical fluctuations induced by the small number of loops we have on that scale, a peak might be guessed, at least for the matter era run. As far as we can compare these results, they seem to be associated with loop formation events typical of the one-scale Kibble model. On the other hand, their loop distribution at small scales differs from ours and we notably do not observe the equivalent of their peak around $0.1t$. In our opinion, this may be related to their numerical cutoff which switches off the loop dynamics in the network as soon as their size is smaller than $0.25t$. We do not use any similar assumption[‡]. Let us also notice that their long dynamical range is obtained at the expense of a procedure to increase the simulation volume, a procedure which may introduce spurious correlations on all length scales and which is hardly tractable in FLRW spacetime.

[‡] More recently, Ref. [31] presented some new results by using the FLRW integration scheme of Ref. [18]. Their loop distributions are still different from ours albeit closer. The $0.25t$ cutoff has been replaced by a removal of all loops which do not intersect after one oscillation.

In Ref. [30], the authors performed the numerical simulations in FLRW spacetime and their results are more directly comparable to ours. They used a high number of points per correlation length (ppcl) to sample the strings and therefore have a smaller dynamical range than us. As a result, the loops we have found to be in scaling might still be in the transient regime at the end of their runs (see our Fig. 2). The number of ppcl has two effects. Firstly, high resolution ensures high numerical accuracy to describe the Nambu-Goto dynamics, i.e. the numerically computed worldsheet evolution remains closer to the true solution for a given algorithm. As thoroughly discussed in Ref. [18] (Sect. IIB-3), the integration method we used reaches the same numerical accuracy as the other codes but with a factor of three to four less points per correlation length. The second effect of large ppcl is to reduce the initial resolution length ℓ_r , and consequently the typical size of the purely numerical extra-correlations added in the initial string network by the discretisation. There is no mention in Ref. [30] of such kind of effect. However, their Fig. 4 is almost identical to our loop distribution of Fig. 3 but plotted against ℓ/t . From this figure, they claim that the peak location of their loop distribution is moving slower at late time as if the whole distribution were approaching a scaling regime. In our interpretation, since we have found that the overall peak is precisely located at ℓ_r , a fixed physical length, such a slowing down solely comes from the choice of variable ℓ/t (see our Fig. 3, bottom panels).

In spite of these differences, both of these works claimed to observe some scaling evolution for the cosmic string loops, independently of radiative back reaction effects, thereby confirming our main result.

References

- [1] T. Kibble, *Topology of cosmic domains and strings*, *J. Phys.* **A9** (1976) 1387.
- [2] T. Kibble, *Some implications of a cosmological phase transition*, *Phys. Rept.* **67** (1980) 183.
- [3] R. Jeannerot, J. Rocher, and M. Sakellariadou, *How generic is cosmic string formation in susy guts*, *Phys. Rev.* **D68** (2003) 103514, [[hep-ph/0308134](#)].
- [4] A. Vilenkin and E. Shellard, *Cosmic Strings and Other Topological Defects*. Cambridge University Press, Cambridge, UK, 2000.
- [5] M. B. Hindmarsh and T. W. B. Kibble, *Cosmic strings*, *Rept. Prog. Phys.* **58** (1995) 477–562, [[hep-ph/9411342](#)].
- [6] S. Sarangi and S. H. H. Tye, *Cosmic string production towards the end of brane inflation*, *Phys. Lett.* **B536** (2002) 185–192, [[hep-th/0204074](#)].
- [7] E. J. Copeland, R. C. Myers, and J. Polchinski, *Cosmic f- and d-strings*, *JHEP* **06** (2004) 013, [[hep-th/0312067](#)].
- [8] G. Dvali and A. Vilenkin, *Formation and evolution of cosmic d-strings*, *JCAP* **0403** (2004) 010, [[hep-th/0312007](#)].
- [9] E. Witten, *Superconducting strings*, *Nucl. Phys.* **B249** (1985) 557–592.
- [10] R. L. Davis, *Semitopological solitons*, *Phys. Rev.* **D38** (1988) 3722.
- [11] R. H. Brandenberger, B. Carter, A.-C. Davis, and M. Trodden, *Cosmic vortons and particle physics constraints*, *Phys. Rev.* **D54** (1996) 6059–6071, [[hep-ph/9605382](#)].
- [12] C. Ringeval, *Fermionic massive modes along cosmic strings*, *Phys. Rev.* **D64** (2001) 123505, [[hep-ph/0106179](#)].
- [13] T. W. B. Kibble, *Evolution of a system of cosmic strings*, *Nucl. Phys.* **B252** (1985) 227.

- [14] A. Albrecht and N. Turok, *Evolution of cosmic string networks*, *Phys. Rev.* **D40** (1989) 973–1001.
- [15] D. P. Bennett and F. R. Bouchet, *Evidence for a scaling solution in cosmic string evolution*, *Phys. Rev. Lett.* **60** (1988) 257.
- [16] D. P. Bennett and F. R. Bouchet, *Cosmic string evolution*, *Phys. Rev. Lett.* **63** (1989) 2776.
- [17] M. Sakellariadou and A. Vilenkin, *Cosmic-string evolution in flat space-time*, *Phys. Rev.* **D42** (1990) 349–353.
- [18] D. P. Bennett and F. R. Bouchet, *High resolution simulations of cosmic string evolution. 1. network evolution*, *Phys. Rev.* **D41** (1990) 2408.
- [19] B. Allen and E. P. S. Shellard, *Cosmic string evolution: A numerical simulation*, *Phys. Rev. Lett.* **64** (1990) 119–122.
- [20] D. Austin, E. J. Copeland, and T. W. B. Kibble, *Evolution of cosmic string configurations*, *Phys. Rev.* **D48** (1993) 5594–5627, [[hep-ph/9307325](#)].
- [21] G. R. Vincent, M. Hindmarsh, and M. Sakellariadou, *Scaling and small scale structure in cosmic string networks*, *Phys. Rev.* **D56** (1997) 637–646, [[astro-ph/9612135](#)].
- [22] G. Vincent, N. D. Antunes, and M. Hindmarsh, *Numerical simulations of string networks in the abelian-higgs model*, *Phys. Rev. Lett.* **80** (1998) 2277–2280, [[hep-ph/9708427](#)].
- [23] P. P. Avelino, E. P. S. Shellard, J. H. P. Wu, and B. Allen, *Cosmic string loops and large-scale structure*, *Phys. Rev.* **D60** (1999) 023511, [[astro-ph/9810439](#)].
- [24] J. N. Moore, E. P. S. Shellard, and C. J. A. P. Martins, *On the evolution of abelian-higgs string networks*, *Phys. Rev.* **D65** (2002) 023503, [[hep-ph/0107171](#)].
- [25] T. Vachaspati and A. Vilenkin, *Formation and evolution of cosmic strings*, *Phys. Rev.* **D30** (1984) 2036.
- [26] V. Vanchurin, K. Olum, and A. Vilenkin, *Cosmic string scaling in flat space*, *Phys. Rev.* **D72** (2005) 063514, [[gr-qc/0501040](#)].
- [27] E. J. Copeland, T. W. B. Kibble, and D. A. Steer, *The evolution of a network of cosmic string loops*, *Phys. Rev.* **D58** (1998) 043508, [[hep-ph/9803414](#)].
- [28] T. Damour and A. Vilenkin, *Gravitational radiation from cosmic (super)strings: Bursts, stochastic background, and observational windows*, *Phys. Rev.* **D71** (2005) 063510, [[hep-th/0410222](#)].
- [29] V. Vanchurin, K. D. Olum, and A. Vilenkin, *Scaling of cosmic string loops*, *Phys. Rev.* **D74** (2006) 063527, [[gr-qc/0511159](#)].
- [30] C. J. A. P. Martins and E. P. S. Shellard, *Fractal properties and small-scale structure of cosmic string networks*, *Phys. Rev.* **D73** (2006) 043515, [[astro-ph/0511792](#)].
- [31] K. D. Olum and V. Vanchurin, *Cosmic string loops in the expanding universe*, [astro-ph/0610419](#).