

# Destruction of small-scale dark matter clumps in the hierarchical structures and galaxies

Veniamin Berezhinsky,<sup>1,2,\*</sup> Vyacheslav Dokuchaev,<sup>2,†</sup> and Yuri Eroshenko<sup>2,‡</sup>

<sup>1</sup>*INFN, Laboratori Nazionali del Gran Sasso, I-67010 Assergi (AQ), Italy*

<sup>2</sup>*Institute for Nuclear Research of the Russian Academy of Sciences, Moscow, Russia*

(Dated: May 24, 2019)

A mass function of the small-scale dark matter clumps is calculated analytically in the standard cosmological scenario with an inflationary-produced primordial fluctuation spectrum and with a hierarchical clustering of small clumps into the larger ones. The main attention is given to the destruction of clumps by tidal interactions. The small-scale clumps are efficiently disrupted at early stages of structure formation starting from the time of clump detachment from the universe expansion. Only a small fraction of these clumps, 0.1 – 0.5 %, in each logarithmic mass interval  $\Delta \ln M \sim 1$  survives the stage of hierarchical clustering. The survived clumps can be further destructed in the galaxies by tidal interactions with stars. The detailed calculations for the tidal destruction of clumps by stars in the Galactic bulge, disk and halo are performed. The dominant contribution to the clump destruction is shown to be given by the tidal disruption in the collective gravitational field of the Galactic disc. The obtained results are important for calculations of dark matter annihilation signals in the Galaxy.

PACS numbers: 12.60.Jv, 95.35.+d, 98.35.Gi

## I. INTRODUCTION

One of the promising indirect manifestation of the Dark Matter (DM) particles is their possible annihilation in the Galactic halo [1]. A local annihilation rate is proportional to the square of number density of DM particles. Therefore, the annihilation proceeds more efficiently in the dense DM substructures of the Galactic halo. For the inflationary-produced adiabatic fluctuations, both analytical calculations [2, 3, 4, 5] and numerical simulations [6, 7, 8] predict the existence of Dark Matter Clumps (DMCs) in the Galactic halo. The enhancement of the annihilation signal due to the presence of small-scale substructures depends on the fraction of the most dense small-scale clumps in the Galactic halo [4, 9]. Therefore, the two main clump features, a minimum mass of the clumps and a clump mass function become most essential. The tidal destruction of clumps [4] affects strongly the clump number density and the annihilation signal from the Galactic halo.

The small-scale clumps [2, 3, 4] are formed only if the corresponding fluctuation amplitudes are large enough. The inflation models predict the power-law primordial fluctuation spectrum with an power index  $n_p \approx 1.0$ . The small clumps are formed earlier than the larger ones. During expansion of the Universe the small clumps are captured by the larger ones in the process of a hierarchical clustering. In the end all clumps consist of the smaller ones and of the free DM particles. An effective index of the density perturbation power spectrum  $n \rightarrow -3$  for the

small scales (when mass inside the perturbation  $M \rightarrow 0$ ). This means that a gravitational clustering of small-scale structures proceeds very fast. So the formation of new clumps and their capturing by the larger ones are nearly simultaneous processes.

The convenient analytical formalism, which describes statistically this hierarchical clustering, is the Press-Schechter theory [10] and its extensions, in particular ‘excursion set’ formalism developed by Bond et al. [11] (for the clear introduction see [12]). However, this theory does not include the important process of the tidal destruction of small clumps inside the bigger ones. This process has been taken into account in our previous work [4], where it was demonstrated that only a small fraction of the small clumps survives the destruction. Nevertheless, even this small fraction is enough to dominate the DM annihilation rate for most reasonable spectra of primordial fluctuations. The distribution of the surviving small clumps over masses has been obtained in [4] as

$$\xi_{\text{int}} dM/M \simeq 0.01(n+3)dM/M. \quad (1)$$

Since the mass function of the clusters is very steep, the annihilation signal is saturated by clumps with the minimal mass. This mass is determined by the leakage of DM particles from the fluctuations (diffuse leakage and free streaming), and it depends on the properties of DM particles [3, 13, 14, 15, 16, 17, 18]. The existing estimates of  $M_{\text{min}}$  for neutralino DM are substantially different, from  $M_{\text{min}} \sim 10^{-12} M_{\odot}$  in [19] to  $M_{\text{min}} \sim (10^{-7} - 10^{-6}) M_{\odot}$  in [15, 16, 17]. In [4] we performed the accurate calculations of the diffusive and free streaming exit in kinetic equations approach, and obtained for neutralino, considered as a pure bino:

$$M_{\text{min}} = 1.5 \cdot 10^{-8} \left( \frac{m_{\chi}}{100 \text{ GeV}} \right)^{-15/8} \left( \frac{\tilde{M}}{1 \text{ TeV}} \right)^{-3/2}$$

\*Electronic address: berezhinsky@lngs.infn.it

†Electronic address: dokuchaev@inr.npd.ac.ru

‡Electronic address: erosh@inr.npd.ac.ru

$$\times \left(\frac{g_*}{10}\right)^{-15/16} \left(\frac{\Lambda^*}{83}\right)^3 M_\odot, \quad (2)$$

where  $\tilde{M}^2 = \tilde{m}^2 - m_\chi^2$ , with  $m_\chi$  being mass of the neutralino,  $\tilde{m}$  mass of sfermions, and  $\Lambda^*$  is the constant (with the logarithmic accuracy). Our value of  $M_{\min}$  agrees reasonably well with [15, 16, 17] and strongly disagrees with [19], for the reasons explained in [4].

Due to the uncertainties in SUSY parameters, a numerical value of  $M_{\min}$  is not exactly predicted. With our choice of SUSY parameters [4],  $M_{\min} \sim 10^{-8} M_\odot$  is of the scale of the Moon mass. With other choice of SUSY parameters [17],  $M_{\min} \sim 10^{-6} M_\odot$ , is of the Earth-scale mass. In the numerical simulations [20],  $M_{\min} \sim 10^{-6} M_\odot$ , was actually assumed by putting the corresponding cut-off in the initial density perturbations.

The very interesting numerical simulations for production of small clumps with masses larger than Earth-mass scale have been performed recently in [20]. There are some interesting aspects of this simulation in relation with the earlier analytical calculations:

(i) The density profile of large-scale clumps is influenced by the hierarchical clustering of the smaller ones. The new important result of numerical simulations [20] is a resolution of the density profile of the solitary minimal mass clumps,  $M_{\min} \sim 10^{-6} M_\odot$ . The minimal mass clumps are formed from isolated fluctuations and their density profile is not influenced by the hierarchical clustering. So the mean density profile in these simulated clumps must be expected the same as in the analytical calculations [21] performed under the same assumptions. This agreement between the analytical theory and numerical simulations for the predicted density profile  $\propto r^{-\beta}$  is fairly good within the involved uncertainties:  $\beta = 1.7 - 1.8$  in [21], and  $\beta = 1.5 - 2.0$  in [20] respectively.

(ii) The numerical simulations [20] agree perfectly well with the shape of the mass function obtained in our calculations [4].

The tidal destruction in the Galaxy of the Earth-size clumps from simulations [20] has been recently calculated in [22, 23, 24]. The results are rather controversial. Authors of [22, 23] conclude that all Earth-mass clumps are destructed in tidal interactions with stars in the Galaxy, while in [24] this result was not confirmed under assumption of different star space densities.

In this paper we present the alternative and independent calculations for all processes of the tidal destruction of the small clumps: during an early hierarchical clustering, due to interaction with the stellar bulge, stellar spheroid and stellar disc in the Galaxy. For the destruction of clumps in a hierarchical clustering we put forward the new method of calculations, which is a more general (valid for the arbitrary spectra of primeval fluctuations) and more transparent than one in [4].

Our calculations of the tidal destruction of clumps by stars in the Galaxy are quite different from [22, 23, 24] by both, methods and results. While in the references above

only tidal destructions in collisions of clumps with the stars were studied, we found that dominant effect is provided by clump destruction in the collective gravitational field of the Galactic disc. As a result we predict that at the position of the Sun only 17% of the Earth-mass clumps survive the tidal destruction during the Hubble time. This result is especially crucial for the Galactic DM annihilation signal.

The paper is organized as follows. In the Sec. II we describe the new analytical method for calculation of small clump destruction in hierarchical clustering, calculate mass function of survived clumps and compare it with the mass function obtained in numerical simulations. In the Sec. III the tidal destruction of clumps by galactic disk is considered. In the Sec. IV the life-time of clumps in star bulge and star spheroid is calculated. In the Sec. V we discuss the obtained results.

We perform our calculations for cosmological model with the matter density parameter  $\Omega_m = 0.3$ , the cosmological constant term  $\Omega_\Lambda = 1 - \Omega_m \simeq 0.7$  and use the Hubble constant  $70 \text{ km s}^{-1} \text{ Mpc}^{-1}$ .

## II. DESTRUCTION OF CLUMPS IN HIERARCHIAL CLUSTERING

The picture of hierarchical clustering and clump destruction can be described in the following way. The clumps of the minimal mass are formed first. A clump of larger mass, which hosts the smaller clumps, is formed later. A bigger clump, which includes the considered hosts with their content, is formed further later etc. The clumps are destroyed tidally in gravitational field of a host clump. In this Section we shall study the destruction of DM clumps in the process of the hierarchical structure formation, but long before the galaxy formation. The fast hierarchical clustering is a very complicated process at the small-mass scales. We use a simplified model which nevertheless takes into account the most important features of the clustering.

Let us define now the clump survival time (or a time of the clump destruction)  $T$  inside some host clump with a larger mass. A chosen clump experiences two “tidal shocks” [25, 26] in the central part of the isolated host during the clump orbital period or internal dynamical time in the host,  $t_d \simeq (G\rho_h)^{-1/2}$ , where  $\rho_h$  is a mean density of the host. The motion of a chosen clump is more complicated in the case of the fast clustering of hosts. During the dynamical time  $t_d$  the clump can belong to several successive hosts, when the previous ones destructed inside the larger ones. The clump trajectory experiences several turns accompanying by the tidal shocks. Let us denote the number of tidal shocks per dynamical time by  $\gamma_1$ . The internal energy of self-gravitating object increases in gravitational collisions with the other ones. This energy increase was calculated e. g. in [26] for the globular cluster tidal destruction in a spherical galaxy. We will use the simplified expression for a typ-

ical orbit of the clump inside the host. In this Section we assume for simplicity that internal density profile of the clump is isothermal. For the clump with a total energy  $|E| \simeq GM^2/2R$  the corresponding internal energy increase is

$$\Delta E \simeq \gamma_2 \frac{GM_h^2 R^2 M}{R_h^3}, \quad (3)$$

where  $M$  and  $R$  are respectively a mass and radius of the considered small-scale clump, and  $M_h$  and  $R_h$  are the corresponding values for the larger-scale host clump and a numerical factor  $\gamma_2 \sim 1$ . The clump is destroyed if its internal energy increase  $\Delta E$  exceeds the corresponding total energy  $|E|$ . The rate of internal energy growth  $\dot{E} = \gamma_1 \Delta E / t_d$  and a typical time  $T$  of the clump destruction in the hosts with a mean density  $\rho_h$  is

$$T^{-1} = \dot{E}/|E| \simeq 4\gamma_3 G^{1/2} \rho_h^{3/2} \rho^{-1}, \quad (4)$$

where  $\gamma_3 = \gamma_1 \gamma_2$ . It turns out that the resulting mass function of small-scale clumps (see in this Section below) depends rather weakly on the value of  $\gamma_3$ .

A small-scale clump during its lifetime can be a constituent part of many host clumps of successively larger masses. After the tidal disruption of the lightest host, a small clump automatically becomes a constituent part of a heavier one, etc. The process of hierarchical transition of a small clump from one host to another occurs almost continuously in time up to the formation of a final host for which the tidal destruction becomes inefficient. A fraction of small clumps with mass  $M$  escaping the tidal destruction is given by  $e^{-J}$ , with

$$J \simeq \sum_{M_h} \frac{\Delta t}{T}, \quad (5)$$

where summation goes over the intermediate big clumps which successively host the small clump  $M$ , and  $\Delta t$  approximately equals to the difference of formation times of two successive hosts.

Let us  $M_1$  is the mass of the first (lightest) host clump which contains the considered small-mass clump  $M$ , and  $M_f$  is the last host, e. g. the Galactic halo. A formation epoch for the host clump  $M_h$  is  $t_h = (\kappa \rho_{\text{eq}})^{1/2} t_{\text{eq}} \rho_h^{-1/2}$  where  $\rho_h$  is the host density,  $\rho_{\text{eq}}$  is the density at the moment  $t_{\text{eq}}$  of matter-radiation equality (here and below index ‘eq’ refers to the quantities at the matter-radiation equality) and  $\kappa = 18\pi^2$  [12]. By changing the summation in Eq. (5) to the integration we obtain

$$J(\rho, \rho_1) \simeq \int_{t_1}^{t_f} \frac{dt_h}{T(t_M, t_h)} \simeq \gamma \rho_1 / \rho, \quad (6)$$

where

$$\gamma = 2\gamma_3 \kappa^{1/2} G^{1/2} \rho_{\text{eq}}^{1/2} t_{\text{eq}} \simeq 14(\gamma_3/3) \quad (7)$$

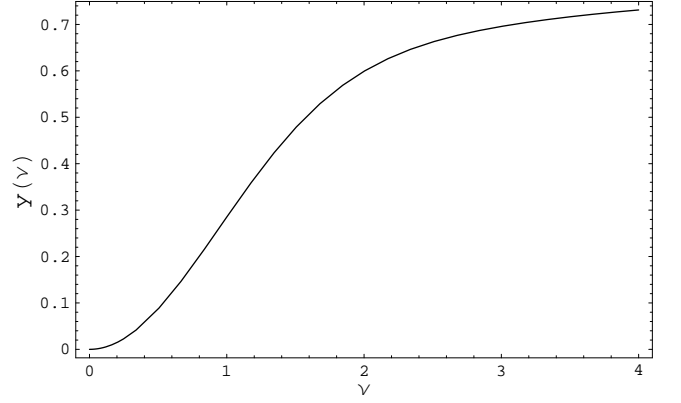


FIG. 1: Numerically calculated function  $y(\nu)$  from Eq. (9).

and  $\rho$  is a mean internal density of clump with a mass  $M$  and a formation time  $t_M$ . The first host gives a major contribution to the clump destruction, especially if its density  $\rho_1$  is close to  $\rho$ . In this case  $J \gg 1$  and  $e^{-J} \ll 1$ . Clumps are formed from the density peaks of different value  $\nu = \delta_{\text{eq}} / \sigma_{\text{eq}}(M)$ , where  $\sigma_{\text{eq}}$  is the perturbation dispersion. The mean density of a clump is  $\bar{\rho}_{\text{int}} = \kappa \rho_{\text{eq}} \nu^3 \sigma_{\text{eq}}^3(M) / \delta_c^3$ , where  $\delta_c = 3(12\pi)^{2/3}/20$ . The mass function of small-scale clumps, i. e. the differential fraction of mass in the form of clumps which survive the tidal destruction in a hierarchical clustering can be derived as

$$\xi \frac{dM}{M} d\nu = dM d\nu (2/\pi) e^{-\nu^2/2} \int_0^\nu d\nu_1 e^{-\nu_1^2/2} \times \int_{t_1}^\infty d\tilde{t} \left| \frac{\partial^2 F(M, \tilde{t})}{\partial M \partial \tilde{t}} \right| e^{-J(\rho, \tilde{\rho})}. \quad (8)$$

In this expression  $\tilde{\rho}$  must be expressed as a function of  $\tilde{t}$ ,  $F(M, t)$  is the mass fraction of unconfined clumps with masses smaller than  $M$  at the moment  $t$ , which according to [12] is given by  $F(M, t) = \text{erf}[\delta_c / (\sqrt{2} \sigma_{\text{eq}} D)]$ , where  $\text{erf}(x)$  is the error-integral,  $D(t)$  is the growth factor normalized to  $D(t_{\text{eq}}) = 1$ . After numerical calculations we finally obtain:

$$\xi \frac{dM}{M} d\nu \simeq (2\pi)^{-1/2} e^{-\nu^2/2} y(\nu) d\nu \frac{1}{\sigma(M)} \frac{d\sigma(M)}{dM} dM, \quad (9)$$

where the function  $y(\nu) \sim 0.2 - 0.5$  weakly depends on  $\nu$  and is shown in the Fig. 1. We also take into account that  $\sigma(M)$  is a slowly varying function of  $M$ . Physically the growing function  $y(\nu)$  means that the low-density clumps (having small  $\nu$ ) are destructed more efficiently than ones with the higher density (i. e. with a larger  $\nu$ ). Integrating over  $\nu$ , we obtain

$$\xi_{\text{int}} \frac{dM}{M} \simeq 0.017(n+3) dM/M, \quad (10)$$

Numerically this mass function is in a reasonable agreement with the similar one from Eq. (1) taken from the

our earlier work [4]. An effective power-law index  $n$  in Eq. (10) is given by

$$n = -3 \left[ 1 + 2 \frac{\partial \ln \sigma_{\text{eq}}(M)}{\partial \ln M} \right] \quad (11)$$

and depends very weakly on  $M$ . For the small scales one has approximately  $n \simeq n_p - 4$ . Eq. (10) implies that, for different values of  $n$  only a small fraction of clumps, about 0.1–0.5 %, survives the stage of tidal destruction in each logarithmic mass interval  $\Delta \ln M \sim 1$ . The shape of the mass function (10) is in agreement with the law  $M^{-1} dM$  recently obtained in the numerical simulations of [20]. It must be taken into account that a physical meaning of the survived clump distribution  $\xi d\nu dM/M$  is different from that for unconfined (free) clumps given by the Press-Schechter mass function  $\partial F/\partial M$ . For a comparison, a number density of unconfined (free) clumps (i. e. of those not belonging to the more massive objects) is given by the Press-Schechter formulae [12]:

$$\xi_{\text{PS}}(t) \frac{dM}{M} = \frac{2\delta_c}{\sqrt{2\pi\sigma_{\text{eq}}^2 D(t)}} \frac{d\sigma_{\text{eq}}}{dM} \exp \left\{ -\frac{\delta_c^2}{2\sigma_{\text{eq}}^2 D^2(t)} \right\} dM. \quad (12)$$

The mass function of clumps survived the tidal destruction in a hierarchical clustering (10) is several times less than the Press-Schechter mass function (12) at the mean moment of clump formation (i. e. at  $\sigma_{\text{eq}} D(t) \simeq \delta_c$ ).

In the further numerical calculations we will use the variance  $\sigma_{\text{eq}}(M)$  from [27] (see also [28]):

$$\sigma_{\text{eq}}(M) \simeq \frac{2 \cdot 10^{-4}}{\sqrt{f_s(\Omega_\Lambda)}} \left[ \ln \left( \frac{k}{k_{\text{eq}}} \right) \right]^{3/2} \left( \frac{k}{k_{h0}} \right)^{(n_p-1)/2}, \quad (13)$$

where  $k_{\text{eq}}$  and  $k_{h0}$  correspond to mass inside the cosmological horizon at the moments  $t_{\text{eq}}$  and  $t_0$ , respectively,  $k \propto M^{-1/3}$ ,  $n_p$  is a primordial perturbation index, and  $f_s(\Omega_\Lambda) = 1.04 - 0.82\Omega_\Lambda + 2\Omega_\Lambda^2$  according to [27]. One must take into account that Eq. (13) is valid only for the small-scale clumps with  $M \leq 10^3 M_\odot$ . The analysis of the WMAP data on the CMB anisotropy [29] gives power law spectrum with  $n_p = 0.99 \pm 0.04$  in a good agreement with canonical inflation value  $n_p = 1.0$ . However, when data from 2dF galaxy power spectrum and Ly- $\alpha$  are included in analysis, the best-fit favors a mild tilt,  $n_p = 0.96 \pm 0.02$ . Nevertheless, the recent observations does not exclude even such values as  $n_p = 1.1$ .

It is interesting to note that the differential number density of small clumps in the Galactic halo  $n(M) dM \propto dM/M^2$ , obtained in this work from Eq. (10) and in our previous work [4] coincides with recent numerical simulation of [20], and very close to that obtained in the numerical simulations for clumps with large masses  $M \geq 10^6 M_\odot$ . Strictly speaking our calculations are not valid for clumps with these masses, because of their partial destruction in the halo up to present epoch  $t_0$  and accretion of the new clumps to the halo. Nevertheless, for the small interval of masses where the power-law spec-

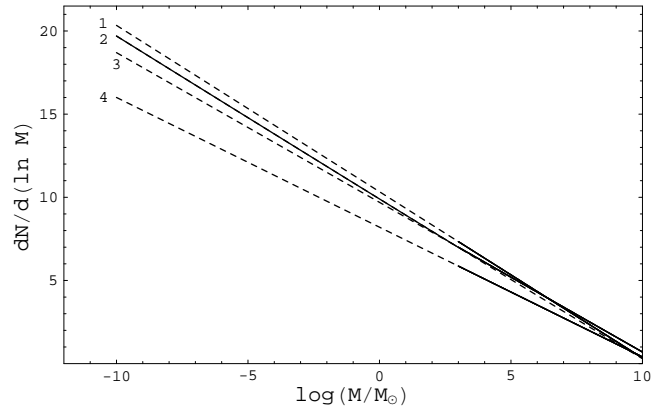


FIG. 2: The calculated differential number density of small clumps in the Galaxy for  $n_p = 1.0$  is shown by the long solid line 1. These calculations are valid for  $M < 10^3 M_\odot$  and extrapolated to the large masses (a dashed part of the line 1). The curves 2, 3 and 4 show the corresponding number densities of big clumps with  $M > 10^6 M_\odot$  from different numerical simulations (see details in the text). The dashed parts of these curves are the extrapolations to the small masses.

trum can be used as a rather good approximation, our approach can be roughly valid.

We shall now come over to a more detailed comparison of the derived mass function given by Eq. (10) with that from numerical simulations. The differential number density from Eq. (10) is shown in the Fig. 2 by the long solid line 2. As it was discussed above, the region of validity for this curve is  $M \leq 10^3 M_\odot$ . For the larger masses an extrapolation is shown (dashed part of the line 1). The corresponding mass function from numerical simulations can be written in the form  $\xi(M) dM/M = A M^{1-\lambda} dM$ . The constant  $A$  can be fixed by the fraction  $\varepsilon$  of the halo mass in the form of clumps with masses from  $M_{\text{min}} \simeq 10^6 M_\odot$  to  $M_{\text{max}} \simeq 10^{10} M_\odot$  and by a power index  $\lambda$  as

$$\varepsilon = \int_{M_{\text{min}}}^{M_{\text{max}}} A M^{1-\lambda} dM. \quad (14)$$

Finally the mass function of large-scale DMCs may be written as

$$\xi(M) \frac{dM}{M} = \varepsilon \frac{dM}{M} \begin{cases} \frac{(2-\lambda)M^{2-\lambda}}{M_{\text{max}}^{2-\lambda} - M_{\text{min}}^{2-\lambda}}, & \lambda \neq 2; \\ \ln^{-1} \left( \frac{M_{\text{max}}}{M_{\text{min}}} \right), & \lambda = 2. \end{cases} \quad (15)$$

The differential number density of these big clumps  $(M_H/M) \xi(M) dM/M$  from Eq. (15) is shown in the Fig. 2 for different values of  $\lambda$  and  $\varepsilon$ , taken from various numerical simulations:  $\varepsilon \simeq 0.2$ ,  $\lambda = 2$  from [6] (the upper curve 1);  $\varepsilon \simeq 0.15$ ,  $\lambda = 1.9$  from [31] (the middle curve 3), and  $\varepsilon \simeq 0.05$ ,  $\lambda = 1.78$  from [30] (the lower curve 4). Observations of the halo lensing [32] give smaller values,  $\varepsilon \sim 0.02$ .

One can observe in the Fig. 2 a reasonable agreement between the extrapolation of our calculations (dashed part of the line 1) with the different numerical simulations, apart from an excellent agreement with the simulation [20], made for the same range of masses as in our calculations.

### III. DESTRUCTION OF CLUMPS BY DISK TIDAL SHOCKING

Crossing the Galactic disc, a clump can be tidally destroyed by the collective gravitational field of stars in the disc. This phenomenon is similar to the destruction of a globular cluster by the tidal shocking in the Galactic disc [33]. The energy gain per unit mass of the moving object was found in [33] as

$$\frac{d\tilde{E}}{dt} = \frac{4g_m^2(\Delta z)^2}{P_c v_{z_c}^2}, \quad (16)$$

where  $g_m$  is the maximum gravitational acceleration obtained by particle moving in the gravitational field of the disk,  $\Delta z = r \cos \theta$  is the vertical (perpendicular to disk plane) distance of a particle from the clump center,  $P_c$  is the orbital period of clump in halo,  $v_{z_c}$  is the vertical velocity of disk crossing. In Eq. (16) the two disk crossings by a globular cluster during period  $P_c$  is assumed, though this is not true for the majority of clumps (see below). The Galactic disk surface mass can be approximated by a simple exponential law [34]

$$\sigma_s(r) \simeq \frac{M_d}{2\pi r_0^2} e^{-r/r_0}, \quad (17)$$

with  $M_d = 8 \cdot 10^{10} M_\odot$  and  $r_0 = 4.5$  kpc. The maximum gravitational acceleration during the disk crossing is

$$g_m(r) = 2\pi G \sigma_s(r). \quad (18)$$

We use the following theoretical [21] power-law parametrization of the density profile in a clump:

$$\rho_{\text{int}}(r) = \frac{(3-\beta)M}{4\pi R^3} \left(\frac{r}{R}\right)^{-\beta} \quad (19)$$

at  $r < R$  and  $\rho_{\text{int}}(r) = 0$  at  $r > R$ . The power-law profile with  $\beta \simeq 1.8-2$  has been recently found in the numerical simulations [20]. For this profile the total (kinetic and potential) energy of a clump is given by

$$|E| = \frac{3-\beta}{2(5-2\beta)} \frac{GM^2}{R}. \quad (20)$$

Integrating (16) over the clump volume with the profile (19) one obtains the total energy gain by clump  $dE/dt$  and then the time of clump destruction by disk as

$$t_{\text{disk}} \simeq \frac{E}{\dot{E}} = \frac{2(5-\beta)GP_c v_{z_c}^2 \bar{\rho}_{\text{int}}}{3(5-2\beta)g_m^2}. \quad (21)$$

The adiabatic parameter (see e. g. [35]) for disk shocking in case of a clump  $x \ll 1$ , and therefore the adiabatic corrections can be neglected.

To estimate the effect produced by the different parts of the Galactic disk, at radial distance  $r$ , let us consider first the toy halo model with the circular orbits of DM clumps. The disk crossing velocity is of the order of the circular velocity

$$v_{z_c}^2 \simeq v_{\text{rot}}^2 = \frac{GM_{\text{DM}}(r)}{r}, \quad (22)$$

where  $M_{\text{DM}}(r)$  is the mass inside sphere of radius  $r$  around the Galaxy center. Using the orbital period  $T = 2\pi r/v_{\text{rot}}$ , one finally finds the time of tidal destruction as

$$t_{\text{disk}} \simeq \frac{(5-\beta)r_0^4 e^{2r/r_0} \bar{\rho}_{\text{int}} M_{\text{DM}}^{1/2}(r) r^{1/2}}{3\pi(5-2\beta)G^{1/2}M_d^2}. \quad (23)$$

From equality  $t_{\text{disk}} = t_0$  one obtains the density of destroyed clump as function of  $r$ . The calculations show that all clumps with density  $\bar{\rho}_{\text{int}} < 2 \cdot 10^{-22} \text{ g cm}^{-3}$  are destroyed inside the disk-size spheroid with radius  $r < 15$  kpc during the Hubble time. In particular the Moon-mass clumps with  $M = 2 \cdot 10^{-8} M_\odot$ ,  $n_p = 1$  and  $\nu = 2$  do not survive till current moment.

In reality the DM clumps in the Galactic halo have very elongated orbits and cross the Galactic disk only *once* during the period. Therefore we must introduce a factor 2 in Eq. (16) for these orbits. However, it is a much more important that clumps with the elongated orbits have the longer orbital periods  $P_c$  than in the considered toy model. This elongation of clump orbits provides their survival through the disk tidal shocking.

As an example let us consider the Galactic halo model with an isotropic velocity distribution. This model is appropriate for the halo formed by the hierarchical clustering. The distribution function  $f = f(E)$  is related to the density profile of the halo  $\rho(r)$  as [36]

$$\rho(r) = 4\pi \int_{U(r)}^0 dE \sqrt{2[E - U(r)]} f(E), \quad (24)$$

$$f(E) = \frac{1}{8^{1/2}\pi^2} \frac{d}{dE} \int_{r(E)}^\infty \frac{dr}{(U - E)^{1/2}} \frac{d\rho}{dr}, \quad (25)$$

where the function  $r = r(E)$  is defined by the equation  $U[r(E)] = E$ .

We will ignore now the very inner region  $r \leq 3$  kpc of the Galactic halo, where the destruction in the bulge is more efficient, and use for simplicity a pure isothermal profile at  $r < R_H$ ,

$$\rho_{\text{DM}}(r) = \frac{v_{\text{rot}}^2}{4\pi G r^2}, \quad (26)$$

where  $v_{\text{rot}} = (GM_{\text{H}}/R_{\text{H}})^{1/2}$  is the rotational velocity. At  $r > R_{\text{H}}$  we put  $\rho(r) = 0$ . The exact model of pure isothermal finite sphere does not exist, but we shall construct now the simplified model which approximates the isothermal sphere in the inner region  $r \ll R_{\text{H}}$ .

The gravitational potential corresponding to a density profile (26) and normalized by  $-GM_{\text{H}}/R_{\text{H}}$  at  $r = R_{\text{H}}$  is

$$\phi(r) = v_{\text{rot}}^2 [\ln(r/R_{\text{H}}) - 1]. \quad (27)$$

The radial motion of any particle with mass  $m$  and angular momentum  $L$  in spherical potential obeys the equation

$$\dot{r}^2 = \frac{2}{m} [E - U(r)] - \frac{L^2}{m^2 r^2}. \quad (28)$$

In the dimensionless variables

$$s \equiv \frac{r}{R_{\text{H}}}, \quad x \equiv \frac{E}{mv_{\text{rot}}^2}, \quad y \equiv \frac{L^2}{R_{\text{H}}^2 m^2 v_{\text{rot}}^2} \quad (29)$$

the corresponding equation for turning points  $\dot{r}^2 = 0$  for particles in the potential (27) can be written as

$$\frac{y}{s^2} = 2(x - \ln s + 1). \quad (30)$$

At  $s = y^{1/2}$  the derivatives of the left and right sides of this equation are equal. So the roots  $s_{\text{min}}(x, y)$  and  $s_{\text{max}}(x, y)$  of Eq. (30) satisfy the condition  $s_{\text{min}}(x, y) < y^{1/2} < s_{\text{max}}(x, y)$ . A condition for the solution existence is  $x \geq (\ln y - 1)/2$  and the equality corresponds to the circular orbit with  $s_{\text{min}} = s_{\text{max}}$ . From Eq. (28) one can determine the orbital period:

$$P_c = \frac{2R_{\text{H}}}{v_{\text{rot}}} \int_{s_{\text{min}}}^{s_{\text{max}}} \frac{ds'}{\sqrt{2(x - \ln s' + 1) - y/s'^2}}. \quad (31)$$

In the further calculations we will solve Eq. (30) and find  $P_c$  from Eq. (31) numerically. Denoting  $p = \cos \theta$ , where  $\theta$  is an angle between the radius-vector  $\vec{r}$  and the particle velocity  $\vec{v}$ , we have

$$y = 2(1 - p^2)s^2(x - \ln s + 1). \quad (32)$$

Using the density profile (26) with a cutoff at  $r = R_{\text{H}}$ , one obtains from Eq. (24) the distribution function at  $x + 1 < 0$ :

$$f(x) = \frac{v_{\text{rot}}^{1/2} J(x)}{2^{5/2} \pi^3 e G m^{3/2} R_{\text{H}}^2}, \quad (33)$$

where

$$J(x) = \sqrt{2\pi} e^{-2x} \operatorname{erf} \left[ \sqrt{-2(x+1)} \right] + \frac{e^2}{\sqrt{-(x+1)}}. \quad (34)$$

Note that the distribution function (33) reproduces the density profile (26) only at the inner region  $r \ll R_{\text{H}}$ . At

the boundary of the halo the assumed isotropy of momentum distribution is violated. However, the distribution (33) is enough for our purposes because the orbits at  $r \sim R_{\text{H}}$  give only small contribution to the density at  $r \ll R_{\text{H}}$  in the considered isotropic model. The clumps at these orbits have large  $P_c$  and avoid the disk tidal destruction. Neglecting these large orbits we can obtain the fraction of survived clumps as function of  $r = sR_{\text{H}}$  as

$$P_{\text{disk}}(r) = \frac{\int_0^1 dp \int_{\ln s - 1}^{-1} dx \sqrt{x - \ln s + 1} J(x) e^{-t_0/t_{\text{disk}}}}{\int_{\ln s - 1}^{-1} dx \sqrt{x - \ln s + 1} J(x)}. \quad (35)$$

Here  $t_{\text{disk}}$  is calculated according to (21) with an additional factor 2 (one disk crossing) and  $g_m = g_m(r_{\text{min}})$ ,  $v_{z_c} = v(r_{\text{min}})$ , where  $r_{\text{min}}$  is the minimal root of (30) and  $mv^2/2 = E - U(r)$ . The fraction of survived clumps  $P_{\text{disk}}(r)$  in (35) is an approximate expression averaged over an angle between the disk and the orbit plane. It gives not more than a realistic estimate. In reality there must be some anisotropy with respect to the disk plane. For example, the clumps with orbits in the Galactic disk plane are destructed more efficiently.

See in the Figs. 4–6 the corresponding results of numerical calculations of the destruction of clumps by the Galactic disk.

#### IV. DESTRUCTION OF CLUMPS BY STARS

The internal energy increase of a clump during the one flyby of a star is

$$\Delta E = \frac{1}{2} \int d^3r \rho(r) (v_z - \tilde{v}_z)^2, \quad (36)$$

where  $v_z$  is a velocity increase of a clump constituent DM particle in the direction of axis  $z$  and  $\tilde{v}_z$  is a similar one for a clump center-of-mass. The axis  $z$  is directed along the line connecting a clump center-of-mass with a star at the moment of a star closest approach. In the impulse approximation by neglecting the internal motion of DM particles in the clump during the star encounter and assuming the straight line orbit of a star (see e. g. [26]) we have

$$v_z - \tilde{v}_z \simeq \frac{\partial v_z}{\partial l} \Delta l = \frac{\partial v_z}{\partial l} r \cos \psi, \quad (37)$$

where  $l$  is the distance of a star closest approach to a DM clump and  $\psi$  is a polar angle in the spherical coordinates. Let a star moves with a relative velocity  $v_{\text{rel}}$  with respect to a DM clump. In the approximation of a rectilinear motion, an angle  $\phi$  between the line connecting a clump center-of-mass and  $\vec{v}_{\text{rel}}$  evolves as

$$\frac{d\phi}{dt} = -\frac{v_{\text{rel}}}{l} \cos^2 \phi. \quad (38)$$

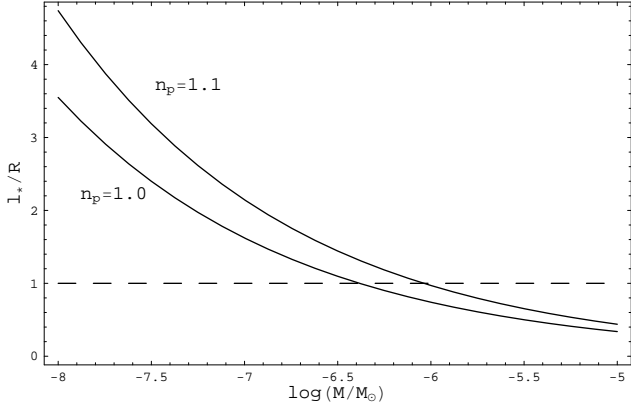


FIG. 3: The fraction  $l_*/R$  according to Eq. (42) as a function of clump mass  $M$  at the distance from the Galactic center  $r = 2$  kpc,  $\nu = 2$  and  $n_p = 1.0$  and  $n_p = 1.1$  respectively.

Changing variable  $t$  to  $\phi$  in the Newton equation of motion, one gets

$$\frac{dv_z}{d\phi} = -\frac{Gm_*}{v_{\text{rel}}l} \cos \phi, \quad (39)$$

where  $m_*$  is a typical star mass. After integration of this equation we obtain

$$v_z = \frac{2Gm_*}{v_{\text{rel}}l}. \quad (40)$$

Now by integrating Eq. (36) over a clump volume with the density profile  $\rho(r)$  from Eq. (19), we find in the case of  $l > R$ :

$$\Delta E = \frac{2(3-\beta)G^2MR^2m_*^2}{3(5-\beta)v_{\text{rel}}^2l^4}. \quad (41)$$

The opposite case  $l < R$  was considered e. g. in [4]. It is easily verified that the maximum internal energy increase occurs for a star flyby with  $l \simeq R$ .

At this step we must distinguish two cases: (1) clump destruction during a single star flyby and (2) clump destruction after the many star collisions. In the first case the threshold for clump destruction is achieved at  $\Delta E = |E|$ , where the total energy of clump  $E$  is given by Eq. (20). From the equality  $\Delta E = |E|$  one finds the maximal impact parameter  $l_*$  for a single flyby destruction

$$\left(\frac{l_*}{R}\right)^4 = \frac{4(5-2\beta)Gm_*^2}{3(5-\beta)MRv_{\text{rel}}^2} \sim \left(\frac{V}{v_{\text{rel}}}\right)^2 \left(\frac{m_*}{M}\right)^2, \quad (42)$$

where  $V^2 \simeq GM/R$  is a velocity dispersion of DM particles in the clump. The fraction  $l_*/R$  as a function of the clump mass  $M$  is shown in the Fig. 3. Note that  $l_*/R > 1$  is valid for the smallest mass DMCs. A total rate of the DMC tidal destruction by stars in the case of  $l_*/R > 1$  is given by

$$t_*^{-1} = \pi l_*^2 v_{\text{rel}} n_* + \frac{\dot{E}(l > l_*)}{|E|}. \quad (43)$$

where  $n_*$  is a number density of stars and

$$\dot{E}(l > l_*) = \int_{l_*}^{\infty} 2\pi l v_{\text{rel}} dl \Delta E(l) n_*. \quad (44)$$

After substituting  $l_*$  we find that the second part of (43) is equal to the first one and therefore  $t_*^{-1} = 2\pi l_*^2 v_{\text{rel}} n_*$ . Thus, the resulting time of clump destruction in the case of  $l_*/R > 1$  is

$$t_* = \frac{1}{2\pi l_*^2 v_{\text{rel}} n_*} = \frac{1}{4\pi n_* m_*} \left[ \frac{3(5-\beta)M}{(5-2\beta)GR^3} \right]^{1/2}. \quad (45)$$

The time of the clump destruction by stars  $t_*$  does not depend on  $v_{\text{rel}}$  in the case of  $l_*/R > 1$ . Correspondingly, the time of DMC destruction by stars in the case of  $l_* < R$  is

$$t_* = \frac{3(5-\beta)v_{\text{rel}}M}{8\pi(5-2\beta)GRm_*^2n_*}. \quad (46)$$

#### A. Destruction of clumps in the bulge

The central Galactic bulge is dynamically separated stellar system. Following to [37] we approximate the radial density distribution of stars in the Galactic bulge  $\rho_s(l) = m_* n_*(r)$  in the range  $l = 1 - 3$  kpc as

$$\rho_s(l) = \tilde{\rho} \exp[-(l/\tilde{r})^{1.6}], \quad (47)$$

where  $\tilde{\rho} = 8M_{\odot}/\text{pc}^3$  and  $\tilde{r} = 1$  kpc. By using (47) together with (45) and (46) it can be shown that inside the bulge, at  $l \leq 3$  kpc, all small-scale clumps with  $M \geq 10^{-8}M_{\odot}$  are tidally destroyed during the Hubble time:  $t_* \ll t_0$ . Therefore, in the Galactic center there is a cavity in the clump distribution with the radius  $\simeq 3$  kpc as it can be seen in the Figs. 4–6.

What is a fate of cores of the tidally destroyed clumps? Let us consider the scaling of  $t_*$  in dependence of a varying clump radius  $r$  and mass  $M(r) \propto r^{3-\beta}$ . According to Eqs. (45) and (46) the time of clump destruction is scaled as  $t_* \propto r^{-\beta/2}$  or  $t_* \propto r^{2-\beta}$ , respectively. For surviving a core it is necessary  $t_* \rightarrow 0$  as  $r \rightarrow 0$ . This is possible only if the clump density profile  $\rho(r) \propto r^{-\beta}$  is rather steep,  $\beta > 2$ . Meanwhile, both the theoretical models and numerical simulations predict  $\beta < 2$ , and therefore the core does not survive during the tidal destruction of DM clump.

#### B. Destruction of clumps in the halo

The radial density distribution of stars in the Galactic halo (spheroid) at radii  $r > 3$  kpc can be approximated as

$$\rho_s(l) = \rho_{\odot}(r_{\odot}/l)^3 \quad (48)$$

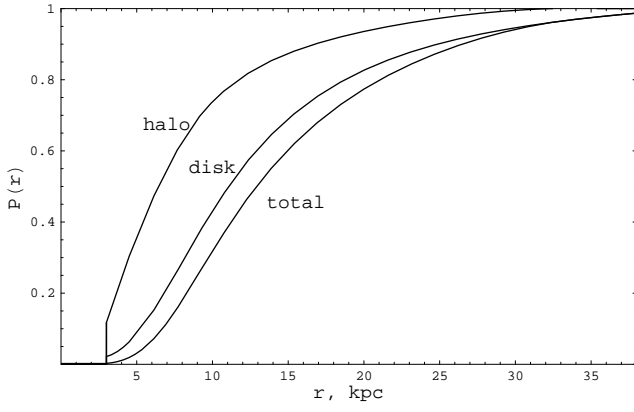


FIG. 4: The fraction of clumps with mass  $M = 2 \cdot 10^{-8} M_{\odot}$  which survive the tidal destruction in the Galactic disc  $P_{\text{disk}}$ , in the Galactic halo  $P_{\text{halo}}$  and the resulting total fraction  $P_{\text{tot}} = P_{\text{halo}} P_{\text{disk}}$  as a function of the distance from the Galactic center. The cutoff (cavity) at  $r < 3$  kpc is due to the total destruction of clumps inside the bulge.

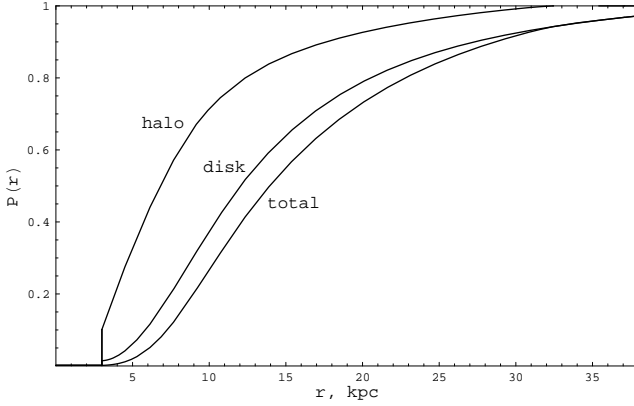


FIG. 5: The same as the Fig. 4 but for  $M = 10^{-6} M_{\odot}$ .

where  $\rho_{\odot} = 10^{-4} M_{\odot}/\text{pc}^3$  and  $r_{\odot}$  is a radius of the Sun position. The stellar density profile in the Galactic halo is not exactly known and so Eq. (48) must be considered only as an upper limit [24].

We consider the distribution of clump orbits in the same way as in the Section III. The clumps move during their orbital period in the different part of spheroid with a varying star density  $\rho_s(l)$ . To take it into account, we use an averaging over the orbital period:

$$\langle t_*^{-1}(x, y) \rangle = \frac{2R_H}{v_{\text{rot}} P_c(x, y)} \int_{s_{\text{min}}}^{s_{\text{max}}} \frac{ds' t_*^{-1}}{\sqrt{2(x - \ln s' + 1) - y/s'^2}}, \quad (49)$$

where the dimensionless variables  $x$  and  $y$  are from Eq. (29),  $n_s(r') = \rho_s(s' R_H)/m$  and  $t_*$  are to be expressed through  $v_{\text{rel}} = v(r) = \sqrt{2[E - U(r)]}$ .

The corresponding fraction of the survived clumps due to the tidal destruction by the Galactic halo stars  $P_{\text{halo}}(r)$  is given by a similar expression as Eq. (35) but with a

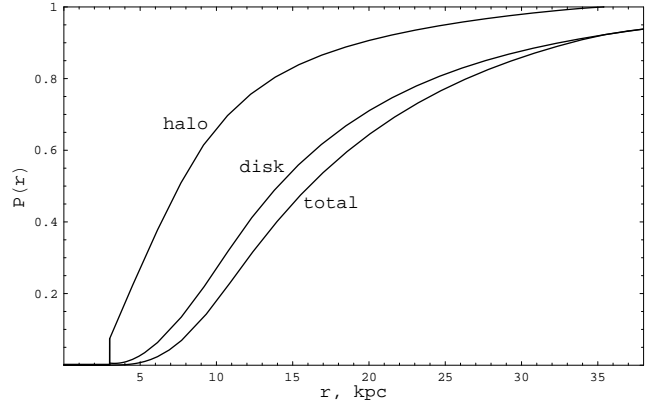


FIG. 6: The same as the Fig. 4 but for  $M = 10^{-3} M_{\odot}$ .

replacement  $e^{-t_0/t_{\text{disk}}} \rightarrow e^{-t_0 \langle t_*^{-1}(x, y) \rangle}$ , where  $\langle t_*^{-1}(x, y) \rangle$  is from Eq. (49).

The results of numerical calculations of the DM clump tidal destruction by the different Galactic components (with parameter  $\nu = 2$ ) are summarized in the Figs. 4–6. About 32%, 27% and 18% of clumps survive the destruction by the Galactic disk tidal shocking at the Sun position,  $r_{\odot} = 8.5$  kpc, for clump masses  $M = 2 \cdot 10^{-8} M_{\odot}$ ,  $M = 10^{-6} M_{\odot}$  and  $M = 10^{-3} M_{\odot}$ , respectively. The destruction of clumps by the Galactic disk is inefficient at  $r > 40$  kpc. The Galactic disk destroys clumps even outside its boundary at  $r > 15$  kpc because some of DM clumps cross the disk in the inner part of their orbits. The fractions of the same clumps as above surviving the tidal destruction by stars from the Galactic halo (spheroid component) are 66%, 63% and 57%. The final fractions of clumps of the same masses survived the tidal destruction both the Galactic disk and stars from the Galactic halo  $P(r_{\odot}) = P_{\text{halo}}(r_{\odot}) P_{\text{disk}}(r_{\odot})$  are 21%, 17% and 10%.

In the Figs. 7 and 8 the fractions of survived small-scale clumps in the Galactic halo are shown as a function of the mean internal density of small-scale clumps.

## V. CONCLUSIONS

We have calculated the number density of the small-scale clumps in the Galactic halo and their distribution over masses  $M$ , radii  $R$  (expressed through the peak-height of a fluctuation  $\nu$ ) and distances to the Galactic Center. The most attention is given to the tidal destruction of the clumps in the early hierarchical clustering and in the Galaxy.

Calculations of small clump production are performed, following to [4], in the framework of the standard cosmological model and the hierarchical model of structure formation. The primeval density perturbation  $P(k) \propto k^{n_p}$  is taken from the inflation models with  $n_p \simeq 1$  (the Harrison-Zeldovich spectrum). Small clumps are formed earlier than the bigger ones. The minimal mass  $M_{\text{min}}$  of



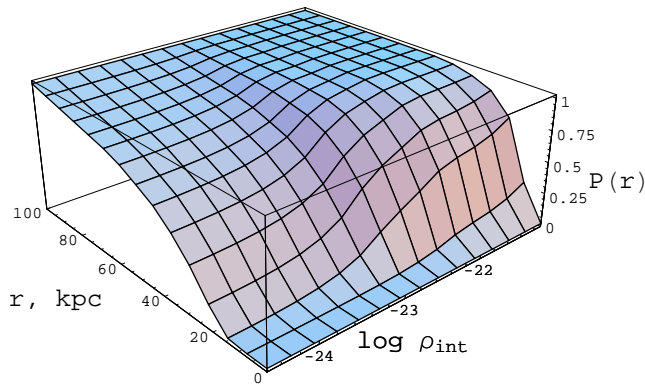


FIG. 7: The survived fraction of small-scale clumps  $P(r)$  in the Galaxy halo inside the radial distance 100 kpc. The mean internal density of clump  $\rho_{\text{int}}$  is in  $\text{g cm}^{-3}$ .

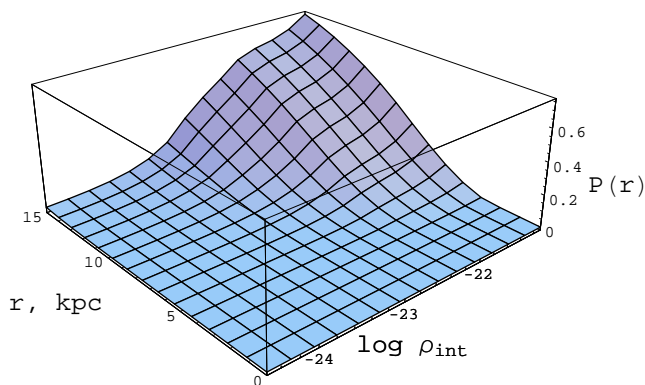


FIG. 8: The survived fraction of small-scale clumps  $P(r)$  in the Galaxy halo inside the central 15 kpc. The mean internal density of clump  $\rho_{\text{int}}$  is in  $\text{g cm}^{-3}$ .

clumps is determined by free streaming of DM particles from a fluctuation.  $M_{\text{min}}$  is a model dependent quantity. For neutralino as DM particle  $M_{\text{min}}$  is given by Eq. (2) and it is the Moon-scale mass.

In the process of a hierarchical clustering the small clumps are captured by the bigger ones, these by ones even bigger etc, and thus the hierarchical structure is formed, when all clumps consist of the smaller ones and free DM particles. Each clump can be tidally disrupted in the gravitational field of the bigger host clump. In this picture we calculated the differential mass function for survived clumps given by Eq. (9), where distribution over

peak-heights  $\nu$  gives the distribution over the size (radius) of the clumps. The integral mass function is given by Eq. (10), where the small coefficient  $\xi_{\text{int}} \simeq 0.017(n+3)$  gives fraction of clumps survived the tidal destruction. Thus only a small fraction of the clumps, about 0.1 - 0.5 %, survives the tidal destruction in early hierarchal structures.

The predicted differential number density of small clumps  $(\rho_{\text{H}}/M)\xi(M)dM/M$  is numerically very close to our previous calculations [4] and both are in an excellent agreement with the recent numerical simulation [20].

Strictly speaking our calculations are valid only for small-scale clumps with masses  $M \leq 10^3 M_{\odot}$ . The physics of larger mass clumps is rather different. For such clumps the dynamical friction, tidal stripping and accretion of new clumps into halo proceed in the different way. Nevertheless, the calculated mass function is in a good agreement with a mass function of the big clumps (obtained in the numerical simulations) in the intermediate mass range (see the Fig. 2).

The small-scale DM clumps which survive the stage of an early hierarchical clustering are not destroyed in the big latest structures like galaxies, before the star formation there. At later stages the clumps are tidally destroyed in gravitational field of stars and in the collective gravitational field of the galactic discs. In our Galaxy at the distances  $r \leq 3$  kpc from Galactic Center all small-scale clumps are destroyed in the gravitational field of the bulge. At larger distances the destruction occurs due to the stars from the Galactic halo (stellar spheroid) and the gravitational field of the Galactic disk. The latter provides the strongest effect at the distances 3 - 40 kpc from the Galactic center. At the Sun position (8.5 kpc from the Galactic center) only 21%, 17% and 10% of small clumps survive for clump masses  $M = 2 \cdot 10^{-8} M_{\odot}$ ,  $M = 10^{-6} M_{\odot}$  and  $M = 10^{-3} M_{\odot}$  respectively. Our results differ from both [22, 23] and [24], with the intermediate conclusions. At larger distances the number density of DM clumps must be the same as in the numerical simulations (e. g. the NFW or Moore et al. profiles).

## Acknowledgments

We thank ILIAS-TARI for access to the LNGS research infrastructure and for the financial support through EU contract RII3-CT-2004-506222. This work has been supported in part by the Russian Foundation for Basic Research, project nos. 02-02-16762a, 03-02-16436a, and 04-02-16757a and by the Ministry of Science of the Russian Federation, grants 1782.2003.2 and 2063.2003.2.

[1] J. Silk and H. Bloemen, *Astrophys. J. Lett.* **313**, 47 (1987).

[2] J. Silk and A. Stebbins, *Astrophys. J.* **411**, 439 (1993).

[3] A. V. Gurevich, K. P. Zybin, and V. A. Sirota, *Sov. Phys.*

- Usp. **167**, 913 (1997).
- [4] V. S. Berezinsky, V. I. Dokuchaev, and Yu. N. Eroshenko, Phys. Rev. **D 68**, 103003 (2003).
- [5] P. Brax, C. van de Bruck, A. -C. Davis, A. M. Green, [arXiv:astro-ph/0509878](#).
- [6] B. Moore et al., Astrophys. J. **524**, L19 (1999).
- [7] S. Ghigna, B. Moore, F. Governato, G. Lake, T. Quinn, and J. Stadel, Astrophys. J. **544**, 616 (2000).
- [8] A. Klypin, S. Gottlober, A. V. Kravtsov, and A. M. Khokhlov, Astrophys. J. **516**, 530 (2002).
- [9] Juerg Diemand, Ben Moore, and Joachim Stadel, Nature **433**, 389 (2005).
- [10] W. H. Press, and P. Schechter, Astrophys. J. **187**, 425 (1974).
- [11] J. R. Bond, S. Cole, G. Efstathiou, and N. Kaiser, Astrophys. J. **379**, 440 (1991).
- [12] C. Lacey, and S. Cole, Mon. Not. Roy. Astron. Soc. **262**, 627 (1993).
- [13] J. E. Gunn et al., Astrophys. J. **223**, 1015 (1978).
- [14] A. Green, S. Hofmann, and D. Schwarz, [arXiv:astro-ph/0508553](#).
- [15] A. M. Green, S. Hofmann, and D. J. Schwarz, Mon. Not. Roy. Astron. Soc. **353**, L23 (2004).
- [16] D. J. Schwarz, S. Hofmann, and H. Stocker, Phys. Rev. **D 64**, 083507 (2001).
- [17] A. M. Green, S. Hofmann, and D. J. Schwarz, JCAP **0508**, 003 (2005).
- [18] D. J. Schwarz, Annalen Phys. **12**, 220 (2003).
- [19] K. P. Zybin, M. I. Vysotsky, and A. V. Gurevich, Phys. Lett. **A 260**, 262 (1999).
- [20] J. Diemand, B. Moore, and J. Stadel, [arXiv:astro-ph/0501589](#).
- [21] A. V. Gurevich, and K. P. Zybin, Sov. Phys. — JETP **67**, 1 (1988); Sov. Phys. — JETP **67**, 1957 (1988); Sov. Phys. — Usp. **165**, 723 (1995).
- [22] H. S. Zhao, J. Taylor, J. Silk, and D. Hooper, [arXiv:astro-ph/0502049](#).
- [23] H.S. Zhao, J.E. Taylor, J.Silk, and D. Hooper, [arXiv:astro-ph/0508215](#).
- [24] B. Moore, J. Diemand, J. Stadel, and T. Quinn, Nature **433**, 389 (2005).
- [25] Spitzer, L. Jr., *Dynamical Evolution of Globular Clusters*, (Princeton Univ. Press, Princeton, 1987).
- [26] O. Y. Gnedin, L. Hernquist, and J. P. Ostriker, Astrophys. J. **514**, 109 (1999).
- [27] E. V. Bugaev, and K. V. Konishchev, Phys. Rev. **D 65**, 123005 (2002).
- [28] C. Schmid, D. J. Schwarz, and P. Widerin, Phys. Rev. **D 59**, 043517 (1999).
- [29] D. N. Spergel et al., Astrophys. J. Suppl. **148**, 175 (2003).
- [30] F. Stoehr et al., [arXiv:astro-ph/0307026](#).
- [31] C. Calcaneo-Roldan, and B. Moore, [arXiv:astro-ph/0010056](#).
- [32] N. Dalal, and C. S. Kochanek, [arXiv:astro-ph/0111456](#).
- [33] J. P. Ostriker, L. Spitzer, Jr., and R. A. Chevalier, Astrophys. J. Lett. **176**, 51 (1972).
- [34] L. S. Marochnik, and A. A. Suchkov, *Galaxy*, ('Nauka', Moscow, 1984) in Russian.
- [35] O. Y. Gnedin, and J. P. Ostriker, Astrophys. J. **474**, 223 (1997).
- [36] A. S. Eddington, Mon. Not. Roy. Astron. Soc., **76**, 572 (1916).
- [37] R. Launhardt, R. Zylka, and P. G. Mezger, [arXiv:astro-ph/0201294](#).