

Can brane dark energy model be probed observationally by distant supernovae?

Marek Szydlowski^{a,b} and Włodzimierz Godłowski^a

^a*Astronomical Observatory, Jagiellonian University, Orla 171 30-224 Kraków, Poland*

^b*Mark Kac Complex System Research Centre, Jagiellonian University, Reymonta 4, 30-059 Kraków, Poland*

Abstract

The recent astronomical measurements of distant supernovae as well as other observations indicate that our universe is presently accelerating. There are different proposals for the explanation of this acceleration, such as the cosmological constant Λ , decaying vacuum energy, evolving scalar field (quintessence), phantom energy, etc. Most of these proposals require the existence of exotic matter with negative pressure violating the strong energy condition. On the other hand, there have appeared many models which offer dramatically different mechanisms for the current acceleration, in which dark energy emerges from the gravity sector rather than from the matter sector. In this paper, we compare the concordance Λ CDM model with the Sahni-Shtanov brane-world models of dark energy by using the Akaike and Bayesian information criteria. We show that new parameters in the brane model are not statistically significant in terms of information criteria, although the best fit method gives improved fit to the SNIa data, because of additional parameters. This is because the informative criteria of model selection compensate for this advantage by penalizing models having more free parameters. We conclude that only new future observational data are accurate enough to give an advantage to dark-energy models of the brane origin, i.e., a very high-significance detection is required to justify the presence of new parameters.

1 Introduction

The recent supernovae SNIa measurements [3,4] as well as other observations indicate that the expansion of our present universe is accelerating. While the cosmological constant offers the possibility of effective explanation of the acceleration, the existence of fine tuning difficulties motivate theorist to search for alternative forms of dark energy. All these proposals can be divided into

two groups following the criterion whether dark energy emerges from gravity or matter sectors of the theory. The first group is characterized by postulating the existence of unusual properties of matter content with negative pressure violating the strong energy condition. This category of models includes (besides the Λ CDM model or varying Λ -term model) the quintessence models (referred to by some as models of an evolving scalar field), phantom models, etc. As a representative model of this class, we consider the Λ CDM model which we confront with a subclass of models of the second category—the brane models of dark energy. In these models, dark energy emerges from a different evolutionary scenario at the late time of evolution. In this approach, instead of a new hypothetical energy component of an unknown form, dark energy arises from the modified gravity sector of the theory. The basic idea in these cosmologies is that our observable Universe is a four-dimensional brane embedded in a five-dimensional bulk space. As the representatives of this cosmologies, we consider two classes of models which appeared in recent achievement, namely (i) the Deffayet-Dvali-Gabadadze (DDG) model [6,7,8] and (ii) the Sahni-Shtanov (SSh) model [1,2]. The main difference between these two models is that in the second one includes both brane and bulk cosmological constants and, similarly to the DDG model, also includes the scalar curvature term in the action for the brane. The Randall-Sundrum (RS) model [9,10] can be recovered as a special limit of the SSh model. Thus, the SSh model generalizes both the RS model and the DDG model. Compared to general relativity, both the DDG and SSh models introduce some extra parameters, and then it is crucial to perform an objective comparison of these models. In the generic case, introducing extra parameters result naturally in an improved fit to the data, but a crucial question is whether these new parameters are actually relevant for explaining SNIa data set [11].

One of the most popular procedures adopted to compare models with a different parameters is to use the best-fit method based on the maximum of the likelihood function. However, it is well known that this method favours the model with the largest number of parameters. The likelihood ratio test [12] based on the simplest procedure of calculating the quantity $2 \ln \frac{\mathcal{L}_{\text{simple}}}{\mathcal{L}_{\text{complex}}}$ (where \mathcal{L} is the maximum likelihood) can also be useful in this context. While this ratio can be used to control the significance of any increase in the likelihood against an additional parameter introduced to the model, the assumptions of this criterion are often violated in the astrophysical applications [13].

The key aim of this letter is to make an objective comparison of two different groups of dark energy models which may feature different numbers of model parameters. We use the Akaike information criteria (AIC) [14] and the Bayesian information criteria (BIC) [15] to select model parameters providing the preferred fit to the data. These informational criteria enable us to select the combination of cosmological parameters giving the best fit to the present SNIa data. Of course, some future observational data (from SNAP, for exam-

ple) may give arguments in favour of additional parameters of brane-world dark energy, but here we claim that such models have no impact on the current Universe. Taking into account the simplicity argument, we argue that for the verification of the idea of brane-world dark energy very high significance detection is required and, therefore, at present these extra parameters have marginal significance in the fits to the present data.

2 Cosmologies with brane dark energy origin

It is pointed out by many authors [16,17] that brane models offer a wider range of possibilities for solving the problem of acceleration than standard Λ CDM model. Alam and Sahni [18] claimed that the “Brane (1)” model, which has the effective equation of state $w \equiv p/\rho < -1$, provides better agreement with the SNIa data than the Λ CDM model for matter density parameter $\Omega_{m,0} > 0.3$ (and for $\Omega_{m,0} \leq 0.25$). Such a conclusion comes from a simple comparison of the best-fit method based on the maximum likelihood function which usually favour models with the largest number of parameters, in our case, the SSh model over the Λ CDM model. In Table 1, two different brane models and the reference Λ CDM model are represented in terms of the Hubble parameter H as a function of redshift z . For simplicity we considered the flat case $\Omega_{k,0} = 0$ which is strongly preferred by the WMAP data [19]. Also in our previous paper [20] we find that, when we analyze fit to SNIa data, in general cases the number of essential parameters in the cosmological models with dark energy is in principal, equal to two, namely, H_0 , $\Omega_{m,0}$, i.e., $\Omega_{k,0} = 0$ is not an essential parameter.

The presence of two bulk and brane cosmological constants distinguishes SSh model from the DDG model (see Table 1). In the terminology of Sahni and Shtanov the SSh model is called the Brane (1) model according to different ways of bounding anti de Sitter (or Schwarzschild) bulk space by the brane [21]). The decaying C/a^4 dark radiation term can be neglected in the basic Friedmann equation [22]. The generalized Friedmann equation assumes the following form

$$H^2 + \frac{k}{a^2} = \frac{\Lambda_b}{6} + \frac{C}{a^4} + \frac{1}{l^2} \left(\sqrt{1 + l^2 \left(\frac{\rho + \sigma}{3m^2} - \frac{\Lambda_b}{6} - \frac{C}{a^4} \right)} \mp 1 \right)^2 \quad (1)$$

where $l = \frac{2m^2}{M^2}$ is the length scale, m^2 is the coupling constant in action M and m denote the five and four dimensional Planck masses respectively, Λ_b is the cosmological constant on the bulk, σ is the brane tension, and \mp in equation (1) corresponding to “Brane (1)” and “Brane (2)” solution, respectively.

In Table 1, equation (1) is expressed in terms of dimensionless density param-

eters for the flat case $\Omega_{m,0} = \frac{\rho_0}{3m^2H_0^2}$, $\Omega_{\sigma,0} = \frac{\sigma}{3m^2H_0^2}$, $\Omega_{l,0} = \frac{1}{l^2H_0^2}$, $\Omega_{\Lambda_b,0} = -\frac{\Lambda_b}{6H_0^2}$.

In Table 1 we complete all these models together with the dependence of Hubble's function $H = \frac{\dot{a}}{a}$ on redshift. We also denote the number of a model's independent, free parameters by d . Note that we have constraint on all rewritten $\Omega_{i,0}$ parameters from the condition $H(z=0) = H_0$.

3 The Akaike and Bayesian information criteria

In the case of model in question we find that the Akaike and Bayesian information criteria (AIC and BIC) of model selection do not provide sufficient arguments for incorporation of new parameters from brane cosmology when SNIa data are used. It is in contrast to the conclusion which Alam and Sahni [18,23]) obtained without using the information criteria.

The usefulness of using information criteria of model selection was recently demonstrated by Liddle [11] and Parkinson et al. [24]

The AIC is defined in the following way [14]

$$\text{AIC} = -2 \ln \mathcal{L} + 2d \quad (2)$$

where \mathcal{L} is the maximum likelihood and d is a number of the model parameters. The best model with a parameter set providing the preferred fit to the data is that minimizes the AIC. It is interesting that the AIC also arises from an approximate minimization of the Kulbak-Leibner information entropy [25].

The BIC introduced by Schwarz [15] is defined as

$$\text{BIC} = -2 \ln \mathcal{L} + d \ln N \quad (3)$$

where N is the number of data points used in the fit. The AIC tends to favour models with large number of parameters when compared to the BIC, so the latter provides a more useful approximation to the full statistical analysis in the case of no priors on the set of model parameters [24]. It makes this criterion especially suitable in context of cosmological applications.

It is pointed out that while the AIC is useful in obtaining upper limit to the number of parameters which should be incorporated to the model, the BIC is more conclusive. Of course only the relative value between BIC of different models has statistical significance. The difference of 2 is treated as a positive evidence (6 as a strong evidence) against the model with a larger value of the BIC [26,27]. The using of the BIC seems to be especially suitable whenever the complexity of reference does not increase with the size of data set which

case	model	$H(z)$	free parameters	d
1	Λ CDM	$H = H_0 \sqrt{\Omega_{\text{m},0}(1+z)^3 + \Omega_{\Lambda,0}}$	$H_0, \Omega_{\text{m},0}, \Omega_{\Lambda,0}$	2
2	DDG	$H = H_0 \sqrt{\left(\sqrt{\Omega_{\text{m},0}(1+z)^3 + \Omega_{\text{rc},0}} + \sqrt{\Omega_{\text{rc},0}}\right)^2}$	$H_0, \Omega_{\text{m},0}, \Omega_{\text{rc},0}$	2
3a	SSh Brane 1	$H = H_0 \sqrt{\Omega_{\text{m},0}(1+z)^3 + \Omega_{\sigma,0} + 2\Omega_{\text{l},0} - 2\sqrt{\Omega_{\text{l},0}}\sqrt{\Omega_{\text{m},0}(1+z)^3 + \Omega_{\sigma,0} + \Omega_{\text{l},0} + \Omega_{\Lambda_{\text{b}},0}}}$	$H_0, \Omega_{\text{m},0}, \Omega_{\sigma,0}, \Omega_{\text{l},0}, \Omega_{\Lambda_{\text{b}},0}$	4
3b	SSh Brane 2	$H = H_0 \sqrt{\Omega_{\text{m},0}(1+z)^3 + \Omega_{\sigma,0} + 2\Omega_{\text{l},0} + 2\sqrt{\Omega_{\text{l},0}}\sqrt{\Omega_{\text{m},0}(1+z)^3 + \Omega_{\sigma,0} + \Omega_{\text{l},0} + \Omega_{\Lambda_{\text{b}},0}}}$	$H_0, \Omega_{\text{m},0}, \Omega_{\sigma,0}, \Omega_{\text{l},0}, \Omega_{\Lambda_{\text{b}},0}$	4

Table 1. Hubble's function and parameters for different models explaining acceleration in terms of dark energy.

is important in the context of the future SNAP observations. In a footnote Liddle [11] noted that in cosmology, a new parameter is usually a quantity set to zero in a simpler base model and if the likelihood function is a continuous function of its parameters it will increase as the parameter varies in either the positive or negative direction.

4 Distant supernovae as cosmological probes dark energy origin

It will be demonstrated in this section that due to the Akaike and Bayesian information criteria one can answer the following question: Which cosmological model is favoured? 1) a model with dark energy violating strong energy condition or 2) a model in which dark energy has brane origin. We use the new “Gold” SNIa data set selected by Riess et al. [5].

For the distant SNIa one can directly observe their apparent magnitude m and redshift z . Because the absolute magnitude \mathcal{M} of the supernovae is related to its absolute luminosity L , then the relation between the luminosity distance d_L and the observed magnitude m and the absolute magnitude M has the following form

$$m - M = 5 \log_{10} d_L + 25. \quad (4)$$

Instead of d_L , the dimensionless parameter D_L

$$D_L = H_0 d_L \quad (5)$$

is usually used and then eq. (4) changes to

$$\mu \equiv m - M = 5 \log_{10} D_L + \mathcal{M} \quad (6)$$

where

$$\mathcal{M} = -5 \log_{10} H_0 + 25. \quad (7)$$

We know the absolute magnitude of SNIa from the light curve. The luminosity distance of a supernova can be obtain as the function of redshift

$$d_L(z) = (1+z) \frac{c}{H_0} \frac{1}{\sqrt{|\Omega_{k,0}|}} \mathcal{F} \left(H_0 \sqrt{|\Omega_{k,0}|} \int_0^z \frac{dz'}{H(z')} \right) \quad (8)$$

where $\Omega_{k,0} = -\frac{k}{H_0^2}$ and

$$\begin{aligned} \mathcal{F}(x) &= \sinh(x) & \text{for } k < 0 \\ \mathcal{F}(x) &= x & \text{for } k = 0 \\ \mathcal{F}(x) &= \sin(x) & \text{for } k > 0. \end{aligned} \quad (9)$$

Finally, it is possible to probe dark energy which constitutes the main contribution to the matter content. It is assumed that supernovae measurements come with the uncorrelated Gaussian errors and in this case the likelihood function \mathcal{L} can be determined from the chi-square statistic $\mathcal{L} \propto \exp(-\chi^2/2)$ where

$$\chi^2 = \sum_i \frac{(\mu_i^{\text{theor}} - \mu_i^{\text{obs}})^2}{\sigma_i^2}, \quad (10)$$

while the probability density function of cosmological parameters is derived from Bayes' theorem [3]. Therefore, we can perform the estimation of a model's parameters using the minimization procedure, based on the likelihood function.

The results of statistical calculation of considered dark energy models are presented in Table 2 and Table 3. In Table 2 we show results for models considered (flat cases) without any assumed extra priors. In Table 3 we presented analogous results for the case of the assumed prior $\Omega_{m,0} = 0.3$ [28].

Using the best fit method based on the maximum of the likelihood function (minimum χ^2) we conclude that SSh models are a better fit than the Λ CDM model if we consider models without any assumed extra priors.

The above mentioned results are illustrated on Fig. 1. We present residual plots of the redshift-magnitude relations between the Einstein-de Sitter model (represented by zero line) the best-fitted SSh “Brane(1)” model (middle curve) and the flat Λ CDM model—the upper curve. Please note that best fitted “Brane (2)” model is inseparable from the Λ CDM model. On the left panel we present cases with $\mathcal{M} = 15.955$ (best fitted value for the Λ CDM model) while the case marginalized over \mathcal{M} are presented in the right panel. These two models seems to be inseparable in the low and middle redshifts (see also [21]). One can observe that the systematic deviation between the Λ CDM model and the SSh model gets larger at higher redshifts ($z > 0.9$). The SSh model predicts that high redshift supernovae should be brighter than predicted with the Λ CDM model.

We supplement our analysis of the SSh model with confidence levels intervals in the $(\Omega_{m,0}, H_0)$ plane by marginalizing the probability density functions over remaining parameters assuming uniform priors (Fig. 2). We obtain that the SSh “Brane (1)” model prefers universes with high density of $\Omega_{m,0} \simeq 0.75$, while the SSh “Brane (2)” model prefers universes with low density of $\Omega_{m,0} \simeq 0.20$. It is a situation contrary to the Λ CDM where $\Omega_{m,0} \simeq 0.3$ is preferred [3,4,5].

The results of the AIC and BIC in the context of considered models (Table 1) are collected in Tables 2 and 3. One can observe that both the BIC and AIC values assume lower values for the Λ CDM model. For deeper statistical

analysis dependence of χ^2 value, the AIC and BIC on $\Omega_{m,0}$ is presented on Fig. 3–4. These figures were obtained fixing $\Omega_{m,0}$ and then calculating χ^2 value, the AIC and BIC quantities for all points separately. Additionally, in the left panel of Fig. 3 we fixed $\mathcal{M} = 15.955$.

In Fig. 3 we present χ^2 value with respect to $\Omega_{m,0}$ for two cases. In the case with fixed $\mathcal{M} = 15.955$ we find that the SSh “Brane (1)” model fits the SNIa data better than the Λ CDM if $\Omega_{m,0} > 0.31$ or $\Omega_{m,0} < 0.3$. It is in agreement with the result of Ref. [18]. The SSh “Brane (2)” model fits the SNIa data better than the Λ CDM if $\Omega_{m,0} < 0.3$.

In the second case, after marginalization over \mathcal{M} , we find no difference between χ^2 values of the SSh “Brane (1)” model and the Λ CDM model when $\Omega_{m,0} \leq 0.31$ while this difference diverges for greater $\Omega_{m,0}$. The opposite situation is for the SSh “Brane (2)” model where it differs from the Λ CDM model in χ^2 for $\Omega_{m,0} \leq 0.3$ and it has no differences when $\Omega_{m,0} \geq 0.3$.

This preference of the SSh model over the Λ CDM model is not confirmed by information criteria. With both the AIC and BIC criteria we obtain that the model which minimizes both the AIC and BIC is the Λ CDM model. There is also a significant difference between predictions of these models. The Λ CDM model prefers a universe with $\Omega_{m,0}$ close to 0.3, the SSh “Brane (1)” model favours a high density universe, while the DDG model and the SSh “Brane (2)” model favour a low density universe. In Fig. 4 we present values of the AIC and BIC for the considered models. If $\Omega_{m,0} \in (0.15, 0.24)$ then the information criteria favour the DDG model, while for $\Omega_{m,0} < 0.15$ the SSh “Brane (2)” model is favored. For $\Omega_{m,0} \in (0.24, 0.38)$, the Λ CDM is favoured for $\Omega_{m,0} > 0.38$ ($\Omega_{m,0} > 0.42$ when the BIC is considered) the SSh “Brane (1)” model is preferred. However, let us note that the value of $\Omega_{m,0} \geq 0.4$ seems to be too high in comparison with the present extragalactic data [28].

Our result can be regarded as a positive evidence in favour of the Λ CDM model if $\Omega_{m,0}$ is not significantly different from canonical value $\Omega_{m,0} = 0.3$. Basing on these simple and objective information criteria we obtain that SNIa data favour the models with Λ dark energy (the Λ CDM) rather than the FRW brane models with extra dimensions. However, to make the final decision which model describes our Universe it is necessary to obtain the precise value of $\Omega_{m,0}$ from independent observations.

Table 2

The values of the χ^2 , AIC and BIC for the models from Table 1.

case	χ^2	AIC	BIC
1	175.9	179.9	186.0
2	176.9	180.9	187.0
3a	172.3	180.3	192.5
3b	175.8	183.8	196.0

Table 3

The values of the χ^2 , AIC and BIC for the models from Table 1 with the prior $\Omega_{m,0} = 0.3$. Note that from the BIC we obtain strong evidence for model (1) against models (2) and (3).

case	χ^2	AIC	BIC
1	175.9	177.9	181.0
2	183.9	185.9	199.0
3a	175.9	181.9	191.0
3b	175.8	181.8	190.9

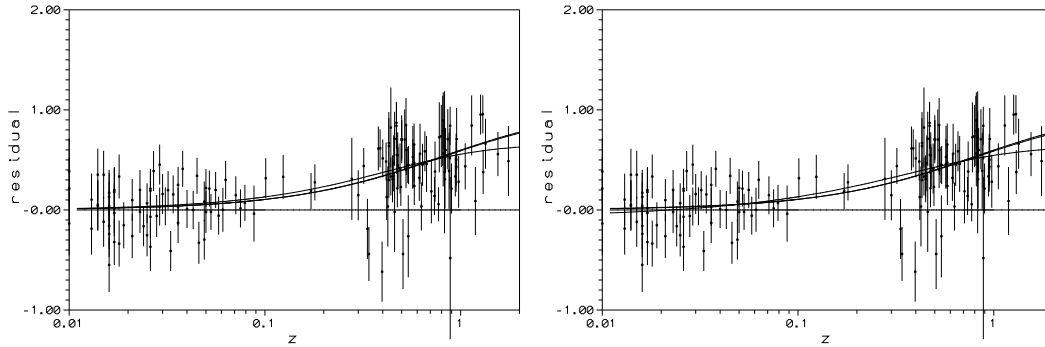


Fig. 1. Residual plots of redshift-magnitude relations between the Einstein-de Sitter model (represented by zero line) the best-fitted SSh "Brane (1)" model (middle curve) and the flat Λ CDM model—the upper curve. Best fitted SSh "Brane 2" model is inseparable from Λ CDM model. On the left panel we presented the case $\mathcal{M} = 15.955$ (best fitted for Λ CDM model) while the case for marginalization over \mathcal{M} are presented in the right panel. Note that at low redshift the brane SSh model is indistinguishable from that in the Λ CDM model (this property is called cosmic mimicry in [21]).

5 Conclusion

The main goal of this letter is to decide which class of models with dark energy are distinguished by statistical analysis of SNIa data. For this aim the Akaike and Bayesian information criteria are adopted. Two categories of the models

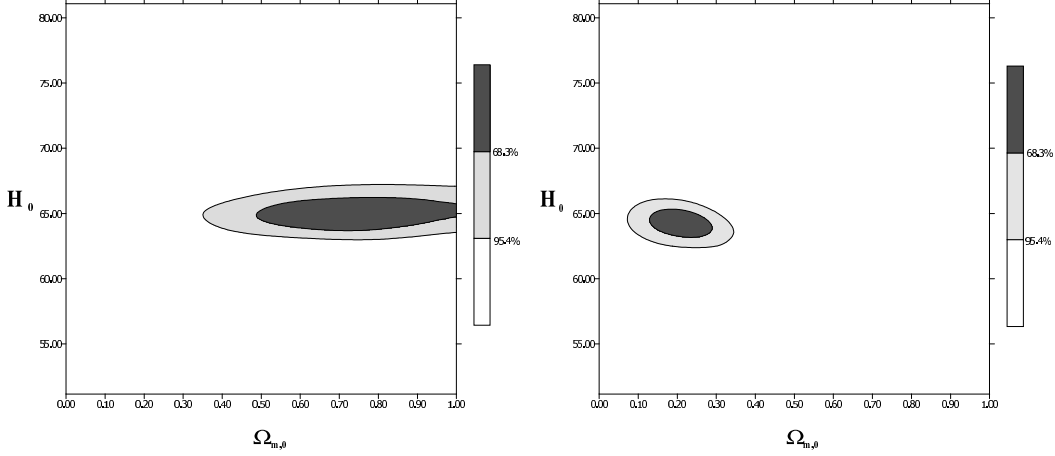


Fig. 2. Confidence levels intervals for the SSh "Brane (1)" (left panel) and "Brane (2)" (right panel) models in the $(\Omega_{m,0}, H_0)$ plane. They are obtained by marginalizing the probability density functions over remaining parameters (assuming uniform priors).

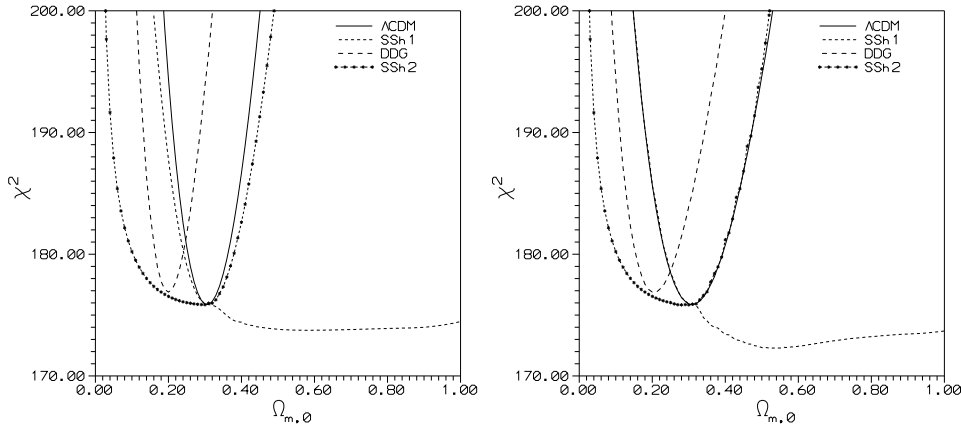


Fig. 3. The values of the χ^2 with respect to the value $\Omega_{m,0}$ for considered models (left panel $\mathcal{M} = 15.955$; right panel—marginalized over \mathcal{M}). From this analysis we of course obtain the conclusion made by Alam and Sahni [18] that the SSh model provide better agreement with data than the Λ CDM model (for $\Omega_{m,0} \neq 0.3$).

were considered, one with dark energy in the form of fluid violating strong energy condition and second in which dark energy is the present manifestation of embedding a brane (our universe) in a larger, more dimensional bulk space. One concludes that both the AIC and BIC criteria weigh in favour of the models of first category (with the Λ CDM as their representative case) over the FRW brane model with extra dimensions. Also assuming the prior $\Omega_{m,0} = 0.3$ both the AIC and BIC criteria weigh in favour of the model with Λ dark energy, namely the Λ CDM model.

The further conclusions are the following

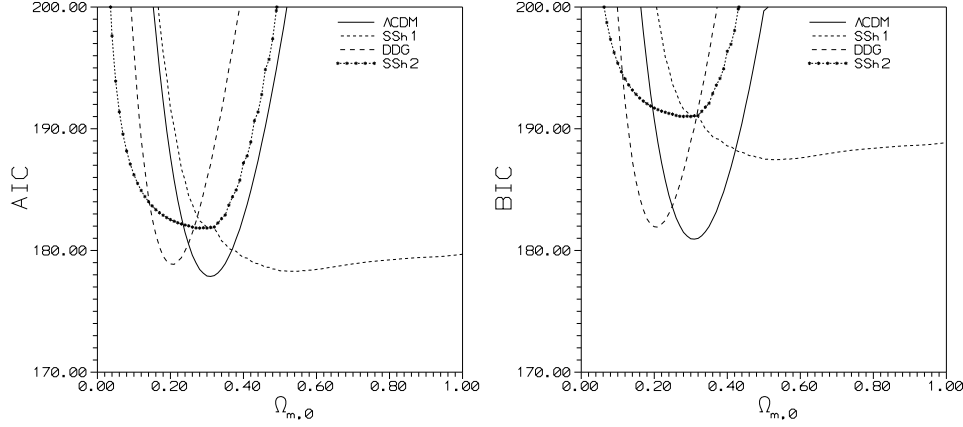


Fig. 4. The values of the AIC (left panel) and BIC (right panel) with respect to the value of $\Omega_{m,0}$ for the considered models.

- If we consider models in which all model parameters are fitted then the Λ CDM model is distinguished.
- When we consider the prior on $\Omega_{m,0}$ then for $\Omega_{m,0} < 0.24$ the DDG model is favoured over the Λ CDM model while for “normal” density universe with $\Omega_{m,0} \simeq 0.3$ the Λ CDM model is favoured. Only for the high density universe ($\Omega_{m,0} > 0.38$ from the AIC and $\Omega_{m,0} > 0.42$ from the BIC) is the SSh “Brane (1)” model preferred over the Λ CDM model. The SSh “Brane (2)” model is preferred for low density universe ($\Omega_{m,0} < 0.15$ from AIC and $\Omega_{m,0} < 0.10$ from the BIC).

In Fig. 3–4 one can observe an interesting phenomenon of appearing of the characteristic “knee” for value $\Omega_{m,0} \simeq 0.3$. This effect comes from the fact that statistical analysis of the SSh “Brane (1)” model for $\Omega_{m,0} < 0.31$ gives low value of $\Omega_{l,0}$ when $\mathcal{M} = 15.955$ as a best fit values and zero value of $\Omega_{l,0} = 0$ when we marginalized over \mathcal{M} . It means that in this interval of $\Omega_{m,0}$ the influence of additional parameters is small or negligible. The analogous effect takes place for the “Brane (2)” solution in the interval $\Omega_{m,0} > 0.3$. The reason is similar as in the previous model.

In the mentioned intervals of density parameter $\Omega_{m,0}$ both the SSh “Brane (1)” and SSh “Brane (2)” models are, therefore, indistinguishable from the concordance Λ CDM model. And we have some kind of dynamical equivalence between two pairs of models in the above found intervals. This lack of differentiation in terms of χ^2 can be overcome by the Akaike and Bayesian information criteria (see Fig. 4).

In observational cosmology we are encountered with the so-called degeneracy problem which consists in the existence of many theoretical models with dramatically different cosmological scenarios (big bang versus bounce, big rip versus de Sitter phase, etc.) but in good agreement with the current observations. A nice way of overcoming this problem seems to be adopting the

information criterion approach. Since it provides a very simple and objective criterion for the inclusion of additional parameters in the cosmological model, it could be used for model selection instead of the best-fit method.

Our general conclusion is that the high precision detection of distant type Ia supernovae could justify an inclusion of new parameters related with embedding our Universe in bulk space. Our results were obtained from SNIA data set and other future investigations such as gravitational lensing, WMAP, X-ray gas mass fraction measurements are required for the final resolution of the problem.

Acknowledgements

M. Szydlowski acknowledges the support by KBN grant no. 1 P03D 003 26. The authors are very grateful to Yuri Shtanov for helpful comments and remarks.

References

- [1] Shtanov Yu. 2000 hep-th/0005193
- [2] Sahni V. and Shtanov Yu. 2003 *JCAP* **11** 014, 1.
- [3] Riess A. et al., 1998 *Astron. J.* **116** 1009
- [4] Perlmutter S. et al., 1999 *Astrophys. J.* **517** 565
- [5] Riess A. et al., 2004 *Astrophys. J.* **607** 665
- [6] Dvali G. R., Gabadadze G. and Porrati M., 2000 *Phys. Lett.* **B485** 208
- [7] Dvali G. R. and Gabadadze G., 2001 *Phys. Rev.* **D63** 065007
- [8] Deffayet C., 2001 *Phys. Lett.* **B502** 199
- [9] Randall L. and Sundrum R., 1999 *Phys. Rev. Lett.* **83** 3370
- [10] Randall L. and Sundrum R., 1999 *Phys. Rev. Lett.* **83** 4690
- [11] Liddle A. R., 2004 *Mon. Not. Roy. Astron. Soc.* **351** L49
- [12] Kendal M. G. and Stuart A., 1979 *Advanced Theory of Statistic*, Vol. 2, 4th ed., Griffin, London.
- [13] Protasov R., van Dyk D.A., Connors A., Kashyap V. L. Siemignowska A., 2002 *Astrophys. J.* **571** 545

- [14] Akaike H., 1974 *IEEE Trans. Auto. Control* **19** 716
- [15] Schwarz G., 1978 *Annals of Statistics* **6** 461
- [16] Sahni V., 2002 *Class. Quant. Grav.* **19** 3435
- [17] Sahni V., astro-ph/0502032
- [18] Alam U. and Sahni V., 2002 astro-ph/0209443
- [19] Bennett C. L. et al., 2003 *Astrophys. J. Suppl.* **148** 1
- [20] Godlowski W. and Szydlowski M., 2005 *Phys. Lett.* **B623** 10
- [21] Sahni V., Shtanov Y. and Viznyuk A., 2005 astro-ph/0505004
- [22] Shtanov Y., 2002 *Phys. Lett.* **B541** 177
- [23] Alam U. and Sahni V., 2005 astro-ph/0511473
- [24] Parkinson D., Tsujikawa S., Basset B. and Amendola L., 2005 *Phys. Rev.* **D71** 063524
- [25] Sakamoto Y., Ishiguro M., Katigawa G., 1986 *Akaike information criterion statistics*. Kluwer Academic Publishing, Dordrecht.
- [26] Jeffreys H., 1961 *Theory of Probability*, 3rd ed., Oxford University Press, Oxford
- [27] Mukherjee S., Feigelson E. D., Babu G. J., Murtagh F., Fraley C. and Raftery A., 1998 *Astrophys. J.* **508** 314
- [28] Peebles P. J. E. and Ratra B., 2003 *Rev. Mod. Phys.* **75** 559