

# Can brane dark energy model be probed observationally by distant supernovae?

Marek Szydlowski<sup>a,b</sup> and Włodzimierz Godłowski<sup>a</sup>

<sup>a</sup>*Astronomical Observatory, Jagiellonian Universit, Orla 171 30-224 Kraków, Poland*

<sup>b</sup>*Complex System Research Centre, Jagiellonian Universit, Reymonta 4 30-059 Kraków, Poland*

---

## Abstract

The recent astronomical measurements of distant supernovae as well as other observations indicate that our universe is presently accelerating. There are different proposals for the explanation of this acceleration, such as cosmological constant  $\Lambda$ , decaying vacuum energy, evolving scalar field (quintessence), phantom energy etc. Most of these proposals require the existence of exotic matter with negative pressure violating the strong energy condition. On the other hand, there have appeared many models which offer dramatically different mechanism for the current acceleration, in which dark energy emerges from the gravity sector rather than from the matter sector. In this paper, we compare the concordance  $\Lambda$ CDM model with the braneworld models of dark energy by using Akaike and Bayesian informative criteria. We show that, although this model has extra parameters (the fundamental constants of the bulk space) resulting in an improved fit to the SNIa data, these new parameters are actually not important for description of present acceleration epoch. With the example of the Sahni–Shtanov braneworld model [1], we demonstrate that, although this model has better fit to the SNIa data than  $\Lambda$ CDM model, the information criterion of model selection prefers the  $\Lambda$ CDM model. This is because the informative criteria of model selection compensate for this advantage by penalizing models having more free parameters. We conclude that only new future observational data are powerful enough to give advantage to dark-energy models of braneworld origin, i.e., a very high-significance detection is required to justify the presence of new parameters. It is shown that if some extra prior on matter density is used, then the  $\Lambda$ CDM model is favoured over the Sahni–Shtanov model.

---

## 1 Introduction

The recent supernovae SNIa measurements [2–4] as well as other observations indicate that the expansion of our present universe is accelerating. While the

cosmological constant offers the possibility of effective explanation for the accelerating, the existence of fine tuning difficulties motivate theorist to search for alternative forms of dark energy. All these proposals can be divided into two groups following the criterion whether dark energy emerges from gravity or matter sector of the theory. The first group is characterized by postulating the existence of unusual properties of matter content with negative pressure violating the strong energy condition. This category of models includes (besides the  $\Lambda$ CDM model [5] or varying  $\Lambda$ -term) the quintessence models (referred to by some as models of evolving scalar field), phantom models etc. As a representative model of this class, we consider the  $\Lambda$ CDM model which we confront with a subclass of models of the second category — the braneworld models of dark energy. In these models, dark energy emerges from different evolutionary scenario at the late time of evolution. In this approach, instead of new hypothetical energy component of unknown form, dark energy arises from the modified gravity sector of the theory. The basic idea in these cosmologies is that our observable Universe is a four-dimensional brane embedded in a five-dimensional bulk space. As representatives of this cosmologies, we consider two class of models which appeared in recent development, namely (i) the Deffayet–Dvali–Gabadadze (DDG model) [6–8] and (ii) the Sahni–Shtanov (SSh model) [1]. The main difference between these two models is that in the second one includes both brane and bulk cosmological constants and, similarly to the DDG model, also includes the scalar curvature term in the action for the brane. The Randall–Sundrum (RS) model [9,10] can be recovered as a special limit of the SSh model. Thus, the SSh model generalizes both the RS model and the DDG model. Compared to general relativity, both DDG and SSh models introduce some extra parameters, and then it is crucial to perform an objective comparison of these models. In the generic case, introducing extra parameters will naturally result in an improved fit to the data, but a crucial question is whether these new parameters are actually relevant for explaining SNIa data set [11].

One of the most popular procedures adopted in answering this question is to take the best-fit method based on the maximum likelihood function. However, it is well known that this analysis favours the model with the largest number of parameters. The likelihood ratio test [12] based on the simplest procedure of calculating the quantity  $2 \ln \frac{\mathcal{L}_{\text{simple}}}{\mathcal{L}_{\text{complex}}}$  (where  $\mathcal{L}$  is the maximum likelihood) can also be useful in this context. While this ratio can be used to control the significance of any increase in likelihood against the additional parameter introduced to the model under consideration, the assumptions of this criterion are often violated in the astrophysical applications [13].

The key aim of this letter is to make an objective comparison of two different groups of dark energy models which may feature different numbers of model parameters. We use the Akaike information criteria (AIC) [14] and the Bayesian information criteria (BIC) [15] to select model parameter providing

the preferred fit to the data. These informational criteria enable us to select the combination of cosmological parameters giving the best fit to the present SNIa data. Of course, some future observational data (from SNAP, for example) may give arguments in favour of additional parameters of braneworld dark energy, but here we claim that such models have no impact on the current Universe. Taking into account the simplicity argument, we argue that for the verification of the idea of braneworld dark energy very high-significance detection is required and, therefore, at present these extra parameters have marginal significance in the fits to the present data.

## 2 Cosmologies with brane dark energy origin

It is pointed out by many authors [16,17] that braneworld models offer a wider range of possibilities for solving the problem of acceleration than standard  $\Lambda$ CDM model. In the paper by Alam and Sahni [18] it is claimed that “Brane,1” model, which has effective equation of state  $w \equiv p/\rho < -1$ , provides better agreement with the SNIa data than the  $\Lambda$ CDM model for matter density parameter  $\Omega_{m,0} > 0.3$  (and for  $\Omega_{m,0} \leq 0.25$ ). Such a conclusion comes from simple comparison of the best-fit method based on the maximum likelihood function which usually favour models with the largest number of parameters, in our case, the SSh model over the  $\Lambda$ CDM model. In Table 1, two different braneworld models and the reference  $\Lambda$ CDM model are represented in terms of the Hubble parameter  $H$  as a function of redshift  $z$ . For simplicity we considered the flat case  $\Omega_{k,0} = 0$  which is strongly preferred by the WMAP data [19]. Also in our previous paper [20] we find that, when we analyze fit to SNIa data, in general cases the number of essential parameters in the cosmological models with dark energy is in principal, equal to two, namely,  $H_0$ ,  $\Omega_{m,0}$ , i.e.,  $\Omega_{k,0} = 0$  is not an essential parameter.

The presence of two bulk and brane cosmological constants distinguishes SSh model from DDG model ( see Table 1) In the terminology of Sahni and Shtanov the SSh model is called Brane (1) model according to different ways of bounding anti de Sitter (or Schwarzschild) bulk space by the brane [21]). Decaying  $C/a^4$  dark radiation term can be neglected in the basic Friedman equation [22]. The generalized Friedman equation assumes the following form:

$$H^2 + \frac{k}{a^2} = \frac{\Lambda_b}{6} + \frac{C}{a^4} + \frac{1}{l^2} \left( \sqrt{1 + l^2 \left( \frac{\rho + \sigma}{3m^2} - \frac{\Lambda_b}{6} - \frac{C}{a^4} \right)} - 1 \right)^2 \quad (1)$$

where  $l = \frac{2m^2}{M^2}$  is the length scale,  $m^2$  is the coupling constant in action  $M$  and  $m$  denote the five and four dimensional Planck masses respectively,  $\Lambda_b$  is the cosmological constant on the bulk, and  $\sigma$  is the brane tension.

In Table 1 equation (1) is expressed in terms of dimensionless density parameter for the flat case:  $\Omega_m = \frac{\rho_0}{3m^2 H_0^2}$ ,  $\Omega_\sigma = \frac{\sigma}{3m^2 H_0^2}$ ,  $\Omega_l = \frac{1}{l^2 H_0^2}$ ,  $\Omega_{\Lambda_b} = -\frac{\Lambda_b}{6H_0^2}$ .

In Table 1 we complete all these models together with the dependence of Hubble's function  $H = \frac{\dot{a}}{a}$  on redshift. We also denote the number of a model's independent, free parameters by  $d$ . Note that we have constraint on all rewritten  $\Omega_i$  parameters :  $\Sigma \Omega_i = 1$  for  $z = 0$ .

### 3 The Akaike and Bayesian informative criteria

We would like to use information criteria of model selection because they provide objective justification for the incorporation of new parameters from brane cosmology. Unfortunately, we will argue (in contrast to Alam and Sahni [18]) that with SNIa data AIC and BIC criterion does not provide arguments for incorporation of new parameters.

The usefulness of using information criteria of model selection was recently demonstrated by Parkinson et al. [23] and Liddle [11].

The AIC is defined in the following way [14]:

$$\text{AIC} = -2 \ln \mathcal{L} + 2d \quad (2)$$

where  $\mathcal{L}$  is the maximum likelihood and  $d$  is a number of the model parameters. The best model with a parameter set providing the preferred fit to the data is that minimizes the AIC. It is interesting that AIC criterion also arises from an approximate minimization of Kulbak–Leibner informative entropy [24]

The BIC introduced by Schwarz [15] is defined as

$$\text{BIC} = -2 \ln \mathcal{L} + d \ln N \quad (3)$$

where  $N$  is the number of data points used in the fit. AIC tends to favour models with large number of parameters when compared to BIC, so the latter provides a more useful approximation to the full statistical analysis in the case of no priors on the set of model parameters [23]. It makes this criterion especially suitable in context of cosmological applications.

It is pointed out that while AIC is useful in obtaining upper limit to the number of parameters which should be incorporated to the model, the BIC is more conclusive. Of course only the relative value between BIC of different models has statistical significance. The difference of 2 is treated as a positive evidence (6 as a strong evidence) against the model with larger value of BIC [25,26]. The using of BIC seems to be especially suitable whenever the complexity of

case	name of model	$H(z)$	free parameters	$d$
1	$\Lambda$ CDM	$H = H_0 \sqrt{\Omega_{m,0}(1+z)^3 + \Omega_\Lambda}$	$H_0, \Omega_{m,0}, \Omega_\Lambda$	2
2	DDG	$H = H_0 \sqrt{\left( \sqrt{\Omega_{m,0}(1+z)^3 + \Omega_{rc,0}} + \sqrt{\Omega_{rc,0}} \right)^2}$	$H_0, \Omega_{m,0}, \Omega_{rc,0}$	2
3	SSh	$H = H_0 \sqrt{\Omega_{m,0}(1+z)^3 + \Omega_{\sigma,0} + 2\Omega_{l,0} - 2\sqrt{\Omega_{l,0}} \sqrt{\Omega_{m,0}(1+z)^3 + \Omega_{\sigma,0} + \Omega_{l,0} + \Omega_{\Lambda,0}}}$	$H_0, \Omega_{m,0}, \Omega_{\sigma,0}, \Omega_{l,0}, \Omega_{\Lambda,0}$	4

Table 1. Hubble's function and parameters for different models explaining acceleration in terms of dark energy.

reference does not increase with the size of data set which is important in the context of the future SNAP observations. In a footnote [11], Liddle notes that in cosmology, a new parameter will usually be a quantity set to zero in simpler base model and if likelihood function is a continuous function of its parameters it will increase as the parameter varies in either the positive or negative direction.

## 4 Distant supernovae as cosmological probes dark energy origin

It will be demonstrated in this section that due to the Akaike and Bayesian informative criteria one can answer the following question: Which cosmological model 1) with dark energy violating strong energy condition or 2) cosmological model in which dark energy has brane origin is favoured? We used the new "Gold" SNIa data set selected by Riess et al. [4].

For the distant SNIa one can directly observe their apparent magnitude  $m$  and redshift  $z$ . Because the absolute magnitude  $\mathcal{M}$  of the supernovae is related to its absolute luminosity  $L$ , then the relation between the luminosity distance  $d_L$  and the observed magnitude  $m$  and the absolute magnitude  $M$  has the following form

$$m - M = 5 \log_{10} d_L + 25. \quad (4)$$

Instead of  $d_L$ , the dimensionless parameter  $D_L$

$$D_L = H_0 d_L \quad (5)$$

is usually used and then eq. (4) changes to

$$\mu \equiv m - M = 5 \log_{10} D_L + \mathcal{M} \quad (6)$$

where

$$\mathcal{M} = -5 \log_{10} H_0 + 25. \quad (7)$$

We know the absolute magnitude of SNIa from the light curve. The luminosity distance of a supernova can be obtain as the function of redshift

$$d_L(z) = (1+z) \frac{c}{H_0} \frac{1}{\sqrt{|\Omega_{k,0}|}} \mathcal{F} \left( H_0 \sqrt{|\Omega_{k,0}|} \int_0^z \frac{dz'}{H(z')} \right) \quad (8)$$

where  $\Omega_{k,0} = -\frac{k}{H_0^2}$  and

$$\begin{aligned}\mathcal{F}(x) &= \sinh(x) & \text{for } k < 0 \\ \mathcal{F}(x) &= x & \text{for } k = 0 \\ \mathcal{F}(x) &= \sin(x) & \text{for } k > 0.\end{aligned}\tag{9}$$

Finally, it is possible to probe dark energy which constitutes the main contribution to the matter content. It is assumed that supernovae measurements come with the uncorrelated Gaussian errors and in this case the likelihood function  $\mathcal{L}$  can be determined from the chi-square statistic  $\mathcal{L} \propto \exp(-\chi^2/2)$  where

$$\chi^2 = \sum_i \frac{(\mu_i^{\text{theor}} - \mu_i^{\text{obs}})^2}{\sigma_i^2},\tag{10}$$

while the probability density function of cosmological parameters is derived from Bayes' theorem [2]. Therefore, we can perform the estimation of a model's parameters using the minimization procedure, based on the likelihood function.

The results of statistical calculation of considered dark energy models are presented in Table 2 and Table 3. In Table 2 we show results for models considered (flat cases) without any assumed extra priors. In the Table 3 we presented analogous results for the case of the assumed prior  $\Omega_{m,0} = 0.3$  [27].

Using best fit method based on the maximum likelihood function (minimum  $\chi^2$ ) we conclude that SSh models are a better fit than  $\Lambda$ CDM model if we consider models without any assumed extra priors.

The above mentioned results are illustrated on Fig. 1. We present residual plots of redshift-magnitude relations between the Einstein-de Sitter model (represented by zero line) the best-fitted SSh model (middle curve) and the flat  $\Lambda$ CDM model – upper curve. On the left panel we present cases  $\mathcal{M} = 15.955$  (best fitted value for  $\Lambda$ CDM model) while the case marginalized over  $\mathcal{M}$  are presented in the right panel. These two models seems to be inseparable in the low and middle redshifts (see also [21]). One can observe that systematic deviation between  $\Lambda$ CDM model and SSh model gets larger at higher redshifts ( $z > 0.9$ ). The SSh model predicts that high redshift supernovae should be brighter than predicted with  $\Lambda$ CDM model.

We supplement our analysis of SSh model with confidence levels intervals in the  $(\Omega_{m,0}, H_0)$  plane by marginalizing the probability density functions over remaining parameters assuming uniform priors (Fig. 2). We obtain that SSh model prefers universes with high density ( $\Omega_{m,0} \simeq 0.75$ ). It is a situation contrary to  $\Lambda$ CDM where  $\Omega_{m,0} \simeq 0.3$  is preferred [2–4].

Table 2

The values of the  $\chi^2$ , AIC and BIC for the models from Table 1.

case	$\chi^2$	AIC	BIC
1	175.9	179.9	186.0
2	176.9	180.9	187.0
3	172.3	180.3	192.5

The results of the AIC and BIC in the context of considered models (Table 1) are collected in the Table 2 and Table 3. One can observe that both BIC and AIC values assume lower values for  $\Lambda$ CDM model. For deeper statistical analysis dependence of  $\chi^2$  value, AIC and BIC on  $\Omega_{m,0}$  is presented on the Fig. 3 - Fig. 6. This figures was obtained fixing  $\Omega_{m,0}$  and than calculating  $\chi^2$  value, AIC and BIC quantities for all points seperately.

In the Fig. 3 we presented  $\chi^2$  value with respect to  $\Omega_{m,0}$  for the case with fixed  $\mathcal{M} = 15.955$ . In this case we find that SSh model fits the SNIa data better than  $\Lambda$ CDM if  $\Omega_{m,0} > 0.32$  or  $\Omega_{m,0} < 0.3$ . It is in agreement with the result of [18]. After marginalization over  $\mathcal{M}$  Fig. 4 we found no differences between  $\chi^2$  values of SSh and  $\Lambda$ CDM models when  $\Omega_{m,0} \leq 0.32$ .

This preference of SSh model over  $\Lambda$ CDM model is not confirmed by information criteria. With both AIC and BIC criterion we obtain that model which minimizes both AIC and BIC is  $\Lambda$ CDM model. There is also a significant difference between predictions of these models. The  $\Lambda$ CDM model prefers a universe with  $\Omega_{m,0}$  close to 0.3, the SSh model favours a high density universe, while the DDG model favour a low density universe. In Fig. 5 and Fig. 6 we present values of the AIC and BIC for the considered models. If  $\Omega_{m,0} < 0.24$  then the information criteria favour the DDG model. For  $\Omega_{m,0} \in (0.24, 0.38)$ , the  $\Lambda$ CDM is favoured for  $\Omega_{m,0} > 0.38$  ( $\Omega_{m,0} > 0.42$  when BIC is considered) the SSh model is preferred. However, let us note that the value of  $\Omega_{m,0} \geq 0.4$  seems to be too high in comparison with the present extragalactic data [27].

Our result can be regarded as a positive evidence in favour of the  $\Lambda$ CDM model if  $\Omega_{m,0}$  is not significantly different from canonical value  $\Omega_{m,0} = 0.3$ . Basing on these simple and objective information criteria we obtain that SNIa data favour the models with  $\Lambda$  dark energy ( $\Lambda$ CDM) rather than FRW brane models with extra dimensions. However, to make the final decision which model describes our Universe it is necessary to obtain the precise value of  $\Omega_{m,0}$  from independent observations.



Table 3

The values of the  $\chi^2$ , AIC and BIC for the models from Table 1 with the prior  $\Omega_{m,0} = 0.3$ . Note that from BIC we obtain strong evidence for model (1) against models (2) and (3).

case	$\chi^2$	AIC	BIC
1	175.9	177.9	181.0
2	183.9	185.9	189.0
3	172.3	178.3	187.4

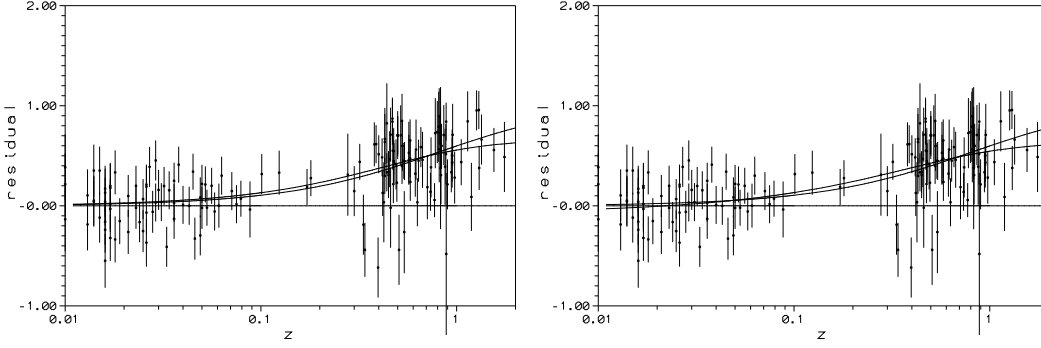


Fig. 1. Residual plots of redshift-magnitude relations between the Einstein-de Sitter model (represented by zero line) the best-fitted SSh model (middle curve) and the flat  $\Lambda$ CDM model – upper curve. On the left panel we presented the case  $\mathcal{M} = 15.955$  (best fitted for  $\Lambda$ CDM model) while the case for marginalization over  $\mathcal{M}$  are presented in the right panel. Note that at low redshift the brane SSh model is indistinguishable from that in  $\Lambda$ CDM model (this property is called cosmic mimicry in [21]).

## 5 Conclusion

The main goal of this letter is to decide which class of models with dark energy are distinguished by statistical analysis of SNIa data. For this aim the Akaike and Bayesian information criteria are adopted. Two categories of the models were considered, one with dark energy in the form of fluid violating strong energy condition and second in which dark energy is the present manifestation of embedding a brane (our universe) in a larger, more dimensional bulk space. One conclusion that both AIC and BIC criteria weigh in favour of the models of first category (with  $\Lambda$ CDM as their representative case) over FRW brane model with extra dimensions. Also assuming the prior  $\Omega_{m,0} = 0.3$  both the AIC and BIC criteria weighs in favour of the model with  $\Lambda$  dark energy, namely the  $\Lambda$ CDM model.

The further conclusions are the following:

- If we consider models in which all model parameters are fitted then the

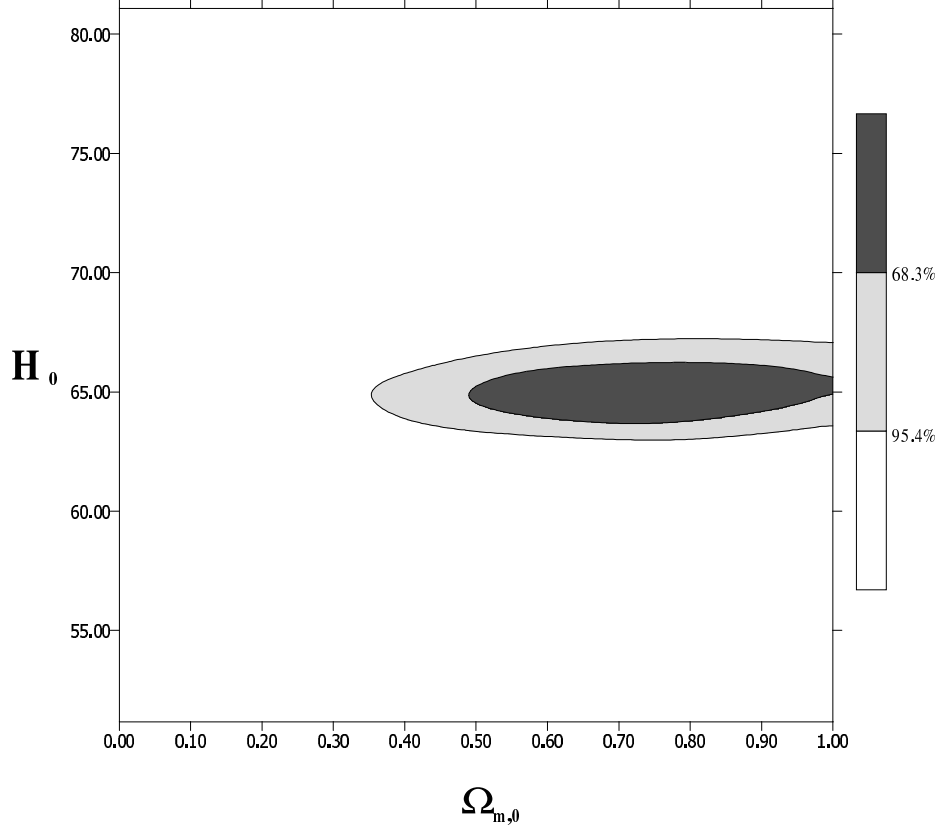


Fig. 2. Confidence levels intervals for SSh model in the  $(\Omega_{m,0}, H_0)$  plane. They are obtained by marginalizing the probability density functions over remaining parameters (assuming uniform priors).

$\Lambda$ CDM model is distinguished.

- When we consider the prior on  $\Omega_{m,0}$  then for  $\Omega_{m,0} < 0.24$  the DDG model is favoured over  $\Lambda$ CDM model while for "normal" density Universe with  $\Omega_{m,0} \simeq 0.3$   $\Lambda$ CDM model is favoured. Only for the high density Universe ( $\Omega_{m,0} > 0.38$  from AIC and  $\Omega_{m,0} > 0.42$  from BIC) is SSh model preferred over  $\Lambda$ CDM model.

In observational cosmology we have present the so called degeneration problem because there are many theoretical models with dramatically different scenarios (big bang versus bounce, big rip versus de Sitter phase etc) in good agreement with the present observations. The good news is, overcoming this problem seems to be the information criterion approach. Because it provides

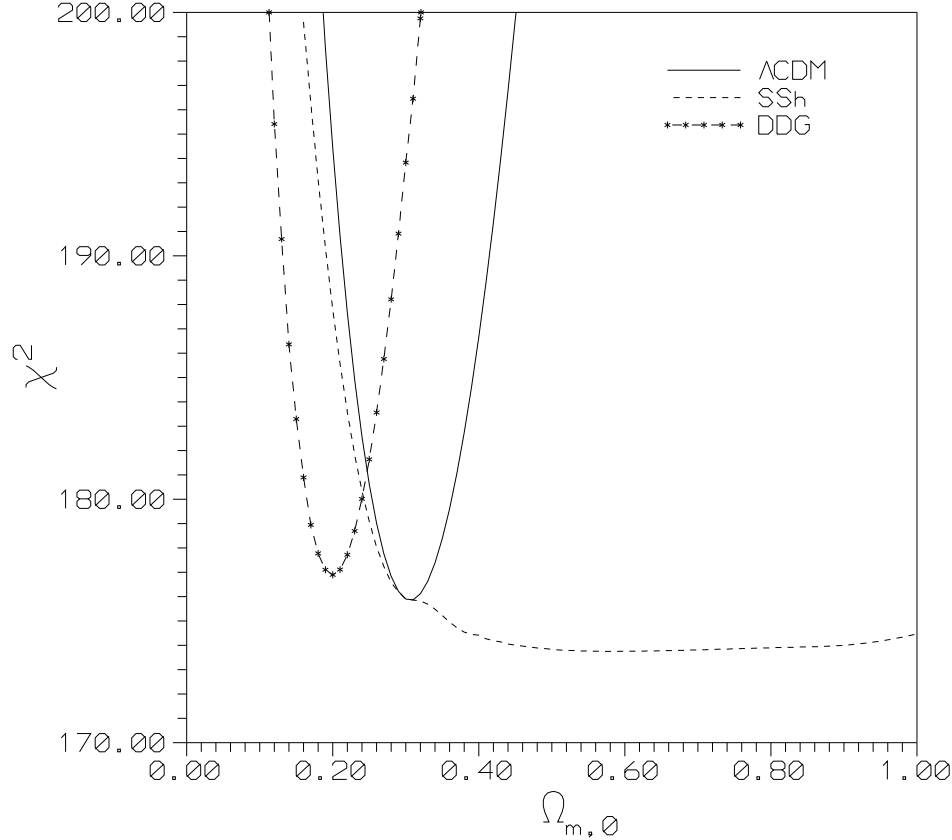


Fig. 3. The values of the  $\chi^2$  with respect to the value  $\Omega_{m,0}$  for considered models ( $\mathcal{M} = 15.955$ ). From this analysis we of course obtain the conclusion made by Alam and Sahni [18] that the SSh model provide better agreement with data than  $\Lambda$ CDM model (for  $\Omega_{m,0} \neq 0.3$ ).

very simple and objective criterion for the inclusion of additional parameters into  $\Lambda$ CDM model, it should be commonly used for model selection, rather than the best fit method.

Our general conclusion is that high precision detection of distant supernovae could justify an inclusion of new parameters related with embedding our Universe in bulk space. Our results were obtained from SNIA data set and other future investigations suches gravitational lensing, WMAP, X ray gass mass fraction measurements are required for the final resolution of the problem.

## Acknowledgements

M. Szydlowski acknowledges the support by KBN grant no. 1 P03D 003 26.

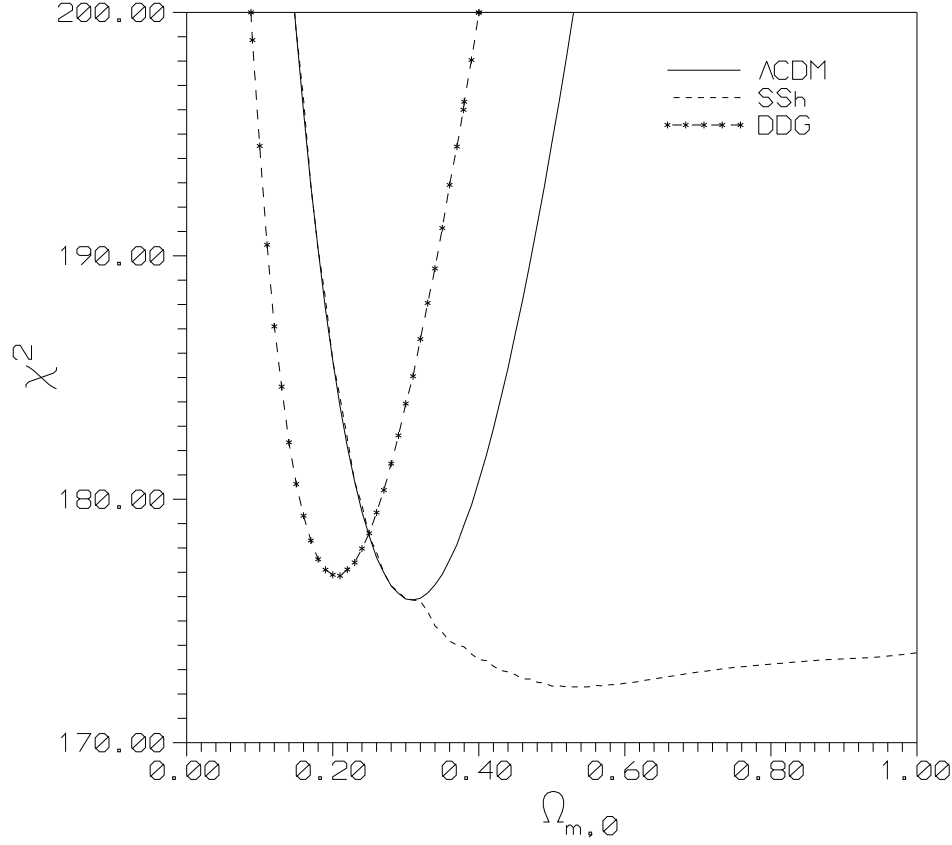


Fig. 4. The values of the  $\chi^2$  with respect to the value  $\Omega_{m,0}$  for considered models (marginalized over  $\mathcal{M}$ ).

## References

- [1] Shtanov Yu 2000 On braneworld cosmology *Preprint* hep-th/0005193  
Sahni V and Shtanov Y 2003 *JCAP* **11** 014, 1
- [2] Riess A et al. 1998 *Astron. J.* **116** 1009
- [3] Perlmutter S et al. 1999 *Astrophys. J.* **517** 565
- [4] Riess A et al. 2004 *Astrophys. J.* **607** 665
- [5] Overduin J.M, Cooperstock F.I. 1998 *Phys. Rev.* **d58** 043506
- [6] Dvali G. R., Gabadadze G. and Porrati M. 2000 *Phys. Lett.* **B485** 208
- [7] Dvali G. R. and Gabadadze G. 2001 *Phys. Rev.* **D63** 065007
- [8] Deffayet C. 2001 *Phys. Lett.* **B502** 199
- [9] Randall L. and Sundrum R. 1999 *Phys. Rev. Lett.* **83** 3370
- [10] Randall L. and Sundrum R. 1999 *Phys. Rev. Lett.* **83** 4690

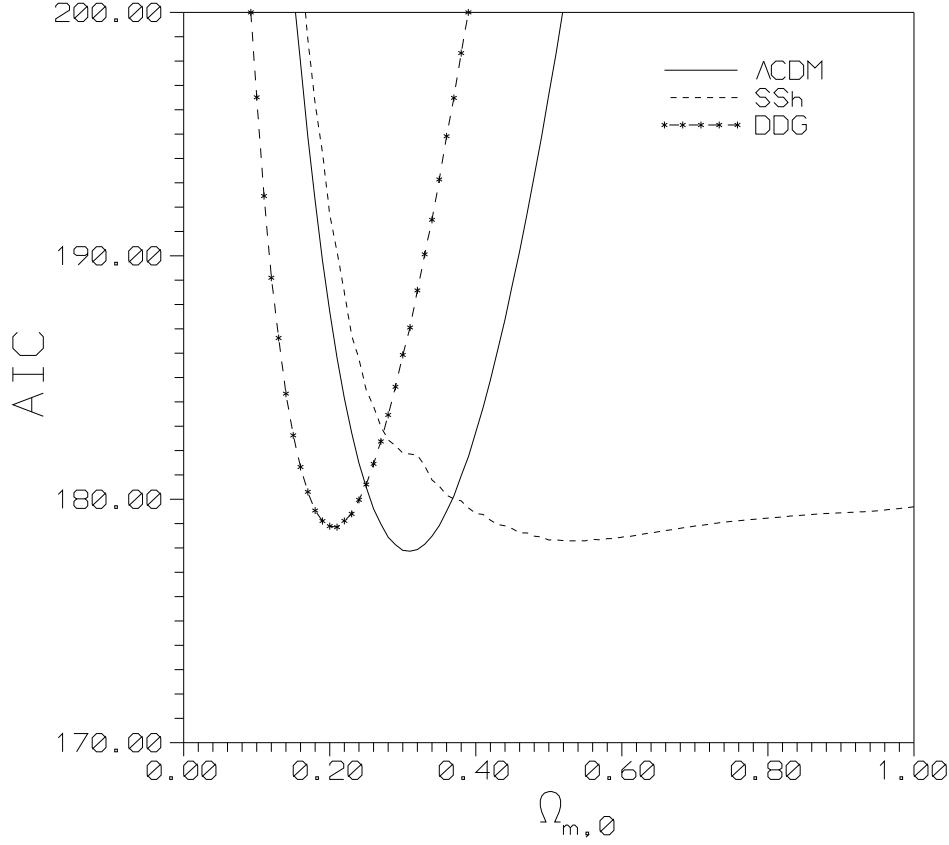


Fig. 5. The values of the AIC with respect to the value of  $\Omega_{m,0}$  for considered models.

- [11] Liddle A. R. 2004 *Mon. Not. Roy. Astron. Soc.* **351** L49
- [12] Kendal M. G. and Stuart A., 1979 *Advanced Theory of Statistic* **vol2** 4th ed. Griffin London
- [13] Protasow et al. 2002 *Astrophys. J.* **571**545
- [14] Akaike H. 1974 *IEEE Trans. Auto. Control* **19** 716
- [15] Schwarz G. 1978 *Annals of Statistics* **5** 461
- [16] Sahni V 2002 *Class. Quant. Grav.* **19** 3435
- [17] V Sahni astro-ph/0502032
- [18] Alam U. and Sahni V. 2002 astro-ph/0209443
- [19] Bennett C. L. et al., 2003 *Astrophys. J. Suppl.* **148** 1
- [20] Godlowski W. and Szydlowski M. 2005 *Phys. Lett.* **B623** 10
- [21] Sahni V, Shtanov Y Viznyuk A. 2005 astro-ph/0505004
- [22] Shtanov Y 2002 2002 *Phys. Lett.* **B541** 177

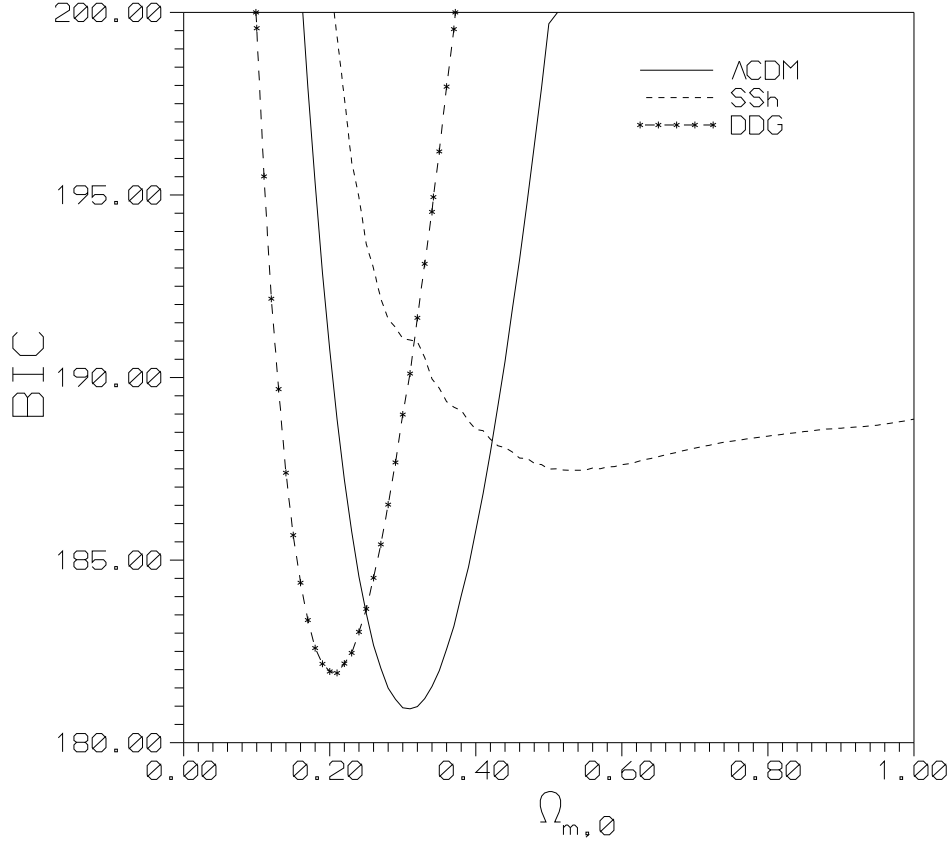


Fig. 6. The values of the BIC with respect to the value of  $\Omega_{m,0}$  for considered models.

- [23] Parkinson D., Tsujikawa S., Basset B. and Amendola L. 2005 *Phys Rev D* **71** 063524
- [24] Sakamoto., Ishiguro Katagawa 1986 *Akaike information criterion statistics* Kluwer Academic Publishing Dordrecht
- [25] Jeffreys H. 1961 *Theory of Probability, 3rd Edition, Oxford University Press*, (Oxford)
- [26] Mukherjee S., Feigelson E. D., Babu G. J., Murtagh F., Fraley C. and Raftery A. 1998 *Astrophys. J.* **508** 314
- [27] Peebles P. J. E., Ratra B. 2003 *Rev. Mod. Phys.* **75** 559