

2-D Stellar Evolution Code Including Arbitrary Magnetic Fields.

I. Mathematical Techniques and Test Cases

L. H. Li ¹, P. Ventura², S. Basu¹, S. Sofia¹, and P. Demarque¹

li@astro.yale.edu

ABSTRACT

A high-precision two-dimensional stellar evolution code has been developed for studying solar variability due to structural changes produced by varying internal magnetic fields of arbitrary configurations. Specifically, we are interested in modeling the effects of a dynamo-type field on the detailed internal structure and on the global parameters of the Sun. The high precision is required both to model very small solar changes (of order of 10^{-4}) and short time scales (or order of one year). It is accomplished by using the mass coordinate to replace the radial coordinate, by using fixed and adjustable time steps, a realistic stellar atmosphere, elements diffusion, and by adjusting the grid points. We have also built into the code the potential to subsequently include rotation and turbulence. The current code has been tested for several cases, including its ability to reproduce the 1-D results.

Subject headings: Sun: evolution — Sun: interior — Sun: variability

1. Introduction

Modern standard solar models are known to yield the solar structure to an amazing degree of precision (see e.g., Guenther & Demarque 1997; Basu, Pinsonneault & Bahcall 2000; Winnick et al. 2002). These models, however, cannot explain the solar cycle, and other solar-cycle related variability. The reason for this shortcoming is that these models do not include the dynamo magnetic fields and relevant temporal variability.

Following the suggestion by Sofia et al. (1979) that any change in the solar luminosity, L , must be accompanied by a change in the radius, R , a number of theoretical

¹Department of Astronomy, Yale University, P.O. Box 208101, New Haven, CT 06520-8101

²INAF, Osservatorio Astronomico di Roma, 00040 Monteporzio Catone (RM), Italy

investigations have attempted to establish the relationship between these changes (denoted as $W = \Delta \ln R / \Delta \ln L$), by including internal processes designed to mimic the effects of dynamo fields. We classify them into three broad categories:

- (i) Perturbation calculation. See Endal et al (1985) for a review of the early work, and Balmforth et al. (1996) for subsequent work.
- (ii) Approximation analysis. See Spruit (1991, 2000) for reference.
- (iii) Stellar evolution with magnetic fields. This method was initiated by Lydon & Sofia (1995), updated by Li & Sofia (2001), generalized to include turbulence by Li et al. (2002), and further generalized to include the interaction between turbulence and magnetic fields by Li et al. (2003).

The first two are illustrative, but not conclusive. The third can model the effects of arbitrary magnetic field configurations. Li et al. (2003) attempted to produce the observed cycle variations of all global solar parameters and the p-mode oscillation frequencies. The result is promising (e.g., Sofia et al. 2005), but it is not final both because the one-dimensional approximation is utilized, and because not all global parameter data exist for the same time span. The 1-D approximation only allows us to use a shell-like magnetic field configuration. This approximation is relatively limiting. For example, in one-dimensional codes the energy flux can only advance to the surface by penetrating the magnetic field shell. If the magnetic field were toroidal, like most dynamo models require, energy flow could circumvent the field. The aim of this paper is to describe a mathematical technique that can model arbitrary magnetic field configurations by generalizing our one-dimensional technique into the two-dimensional case.

In order to match the observed variations of solar global parameters and helioseismic frequencies, two-dimensional solar models should fulfill at least the following precision requirements:

- (a) A luminosity resolution equal or better than $10^{-2}\%$ per year because the observed cyclic variation of total solar irradiance is about 0.1% per cycle,
- (b) A radius resolution equal or better than $10^{-5}\%$ per year because the observed cyclic variation of solar radius may be as small as $10^{-4}\%$ per cycle,
- (c) A realistic atmosphere model because the helioseismic frequencies are sensitive to it,
- (d) Suitable boundary conditions because the model is sensitive to them,

- (e) Elements diffusion because the helioseismic frequencies are sensitive to composition,
- (f) A magnetic field because there is no cyclic variation without magnetic field,
- (g) Turbulence because helioseismic observations require it,
- (h) The interaction between turbulence and magnetic fields because helioseismic observations require it.

Our one-dimensional code, which is based on the Yale Stellar Evolution Code YREC (Guenther et al. 1992), meets all these requirements, a nontrivial accomplishment. It is difficult to modify the other existing two- or three-dimensional codes (e.g., Deupree 1990; Turcotte et al. 2001) since each of them was developed with specific objectives not requiring this degree of precision.

We attempted to include magnetic fields in Deupree’s two-dimensional stellar evolution code (1990), but we were unable to compare the model results with solar observations and our one-dimensional results, probably because

- (1) the two-dimensional model has different center and surface boundary conditions than the one-dimensional model,
- (2) the two-dimensional model does not include an atmosphere model,
- (3) the numerical accuracy is not high enough to match the solar observations.

This experience convinced us that it would be easier to develop a high precision two-dimensional stellar structure and evolution code by straightforward generalizing our one-dimensional code rather than modifying an existing two-dimensional code. Our experience shows that this conviction was well founded.

We outline here the basic schematic of the method in order to prevent the readers from getting lost in the detailed derivations.

As it is a common practice, the starting points are the conservation laws of mass, momentum, energy, and composition, as well as the Newtonian universal gravitational law. Both momentum conservation equations and the Poisson equation are second-order differential equations. We use the radiation transport equation to relate the temperature gradient to the energy flux in the radiative zone, and use the mixing length theory to calculate the temperature gradient in the convective zone. We include magnetic fields in this paper, and include in the code the potential to subsequently include turbulence and rotation.

The main relation is the coordinate transformation from the radial coordinate r to the mass coordinate m . Regarding mass, we should specify the spatial range that the mass occupies. We use the equipotential surface S_Φ on which

$$\Phi(r, \theta; t) = \Phi_c \quad (1)$$

to indicate the spatial range, where we have assumed that the system is azimuthally-symmetric or axi-symmetric and that Φ_c may vary with time. The time coordinate t is taken as a parameter. Solving Eq. (1) for r , we obtain the equipotential surface:

$$r = R(\Phi_c, \theta; t). \quad (2)$$

This equipotential surface encloses volume V_Φ , which is defined by

$$V_\Phi \equiv \begin{cases} \phi \in [0, 2\pi] \\ \theta \in [0, \pi] \\ r \in [0, R(\Phi_c, \theta; t)]. \end{cases} \quad (3)$$

The mass contained in V_Φ is defined by

$$\begin{aligned} m &= m(\Phi_c; t) \equiv \int^{V_\Phi} \rho dV = \int_0^{2\pi} d\phi \int_0^\pi d\theta \sin \theta \int_0^{R(\Phi_c, \theta; t)} ds \rho(s, \theta; t) s^2 \\ &= 2\pi \int_0^\pi d\theta \sin \theta \int_0^{R(\Phi_c, \theta; t)} ds \rho(s, \theta; t) s^2, \end{aligned} \quad (4)$$

where $\rho = \rho(r, \theta; t)$ is the density. Solving Eq. (4) for Φ_c , we obtain

$$\Phi_c = \Phi_c(m; t). \quad (5)$$

Substituting Eq. (5) into (2), we obtain the coordinate transformation relation from $(r, \theta; t)$ to $(m, \theta; t)$:

$$r = R(\Phi_c(m; t), \theta; t) = r(m, \theta; t), \quad \theta = \theta, \quad t = t. \quad (6)$$

For any dependent variable X , for example, P , T , F_r , or ρ , we have

$$\left(\frac{\partial X}{\partial \theta} \right)_m = \left(\frac{\partial X}{\partial \theta} \right)_r + \left(\frac{\partial X}{\partial r} \right)_\theta \left(\frac{\partial r}{\partial \theta} \right)_m. \quad (7)$$

In order to achieve a high precision that is comparable to the one-dimensional solar model in the two-dimensional case, using limited computational resources, we cannot directly numerically solve those conservation equations and the Poisson equation. For example, even in the hydrostatic case, we have five dependent variables such as pressure (P), temperature (T), radius (r), gravitational potential (Φ), and flux (F_r or $L = 4\pi r^2 F_r$). The coefficient

matrix of the linearized difference equations with grids $M \times N$ has $\mathcal{N} = 5MN \times 5MN$ elements, where M (N) is the number of grid points for the mass (co-latitude) coordinate. The one-dimensional solar model has $M \geq 2000$. If we take $N = 20$, we obtain $\mathcal{N} \geq 4 \times 10^{10}$. Since $2^{32} = 4 \times 1024^3$, a 32-bit computer can handle only $2 \times 1024^3 \sim 2 \times 10^9$ elements, noting that 1 bit is used to represent the sign of a number. Of course, a 64-bit computer does not impose such constraint, but the computation speed will become an obstacle.

Analytical solutions are accurate, but such solutions are hard to obtain in the general case. The 1-D case is accurate because we do not need to numerically solve the second-order Poisson equation for the gravitational potential Φ_0 . It is well-known that the gravitational acceleration in the spherically symmetric case is

$$g = d\Phi_0/dr = Gm/r^2. \quad (8)$$

In order to take similar advantage in the 2-D case, we show in the paper that Eq. (8) can be generalized as follows

$$\frac{\partial \Phi}{\partial r} = \frac{Gm}{r^2} + 2\pi Gr(\rho - \rho_m) - \frac{\cot \theta}{2r} \frac{\partial \Phi}{\partial \theta} + O(2), \quad (9)$$

where $O(2)$ represents the much smaller correction than the retained, and ρ_m is defined by

$$\rho_m(m, \theta; t) \equiv \frac{1}{2r^2} \int_0^\pi d\theta R^2(\Phi_c, \theta; t) \rho(R(\Phi_c, \theta; t), \theta; t) \sin \theta. \quad (10)$$

Like Eq. (8) in 1-D case, Eq. (9) substantially simplifies the 2-D stellar structure equations.

In the two-dimensional case, the radial component of the energy flux vector \mathbf{F} , F_r , and the θ -dependent luminosity, $L \equiv 4\pi r^2 F_r(r, \theta; t)$, are equivalent to each other, but the actual luminosity L^* is different than the θ -dependent luminosity L because

$$L^* \equiv 2\pi \int_0^\pi r^2 F_r(r, \theta; t) \sin \theta d\theta. \quad (11)$$

The basic equations are described in §2, and then the coordinate transformation from the radial coordinate to the mass coordinate is performed in §3. Various possible magnetic field configurations are converted into suitable expressions that appear in the stellar structure equations in §4. Boundary conditions are equally important. So we use a whole section (§5) to elaborate them. The method of solution is detailed in §6. The coefficient matrix and input physics used in §6 are presented in Appendix A and B, respectively. The evolution sequences without any magnetic field and with a shell-like magnetic field are presented in §7 and §8 to test the method.

2. Basic equations

The basic equations consist of the time-dependent conservation laws of mass, momentum, energy, and composition, the Poisson equation (Deupree 1990), as well as the radiative transfer equation (Unno & Spiegel 1966):

$$\frac{\partial \rho}{\partial t} + \nabla \cdot (\rho \mathbf{v}) = 0, \quad (12a)$$

$$\rho \frac{d\mathbf{v}}{dt} = -\nabla P - \rho \nabla \Phi + \frac{1}{4\pi} (\nabla \times \mathbf{B}) \times \mathbf{B}, \quad (12b)$$

$$\rho T \frac{dS_T}{dt} = \rho \epsilon - \nabla \cdot \mathbf{F}_{\text{rad}}, \quad (12c)$$

$$\frac{d\rho_i}{dt} = Q_i, \quad (12d)$$

$$\nabla^2 \Phi = 4\pi G \rho, \quad (12e)$$

$$\nabla \cdot \mathbf{F}_{\text{rad}} = -4\kappa \rho (J - B), \quad (12f)$$

where \mathbf{v} is the velocity of a fluid element, \mathbf{B} the magnetic field, ϵ the nuclear energy generation rate per unit mass, \mathbf{F}_{rad} the radiative energy flux, ρ_i the density of species i , Q_i the creation rate of species i , G the universal gravitational constant, J the mean radiative intensity, κ the absorption coefficient, and B the Kirchhoff-Planck function. The total derivative is defined by $d/dt \equiv \partial/\partial t + \mathbf{v} \cdot \nabla$.

The specific entropy S_T includes both nonmagnetic and magnetic components, as shown in the first law of thermodynamics (Callen 1996; Lydon & Sofia 1995):

$$TdS_T = dU + PdV - d\chi, \quad (13)$$

where U is the nonmagnetic specific internal energy, $V = 1/\rho$ is the specific volume, $\chi = |\mathbf{B}|^2/8\pi\rho$ is the specific magnetic energy, P is the nonmagnetic pressure. Since the magnetic work $d\chi$ is taken from the nonmagnetic internal energy, the total internal U_T energy decreases:

$$U_T = U - \chi. \quad (14)$$

The isotropic magnetic pressure component P_m can be expressed by χ and ρ :

$$P_m = \chi\rho. \quad (15)$$

The total isotropic pressure component P_T can thus be defined as follows:

$$P_T = P + P_m. \quad (16)$$

Using P_T , T and χ as independent thermodynamic variables, the equation of state and the first law of thermodynamics read (Lydon & Sofia 1995):

$$d\rho/\rho = \alpha dP_T/P_T - \delta dT/T - \nu d\chi/\chi, \quad (17a)$$

$$TdS_T = C_P dT - (\delta/\rho) dP_T + (P_T \delta \nu / P_m \alpha) d\chi, \quad (17b)$$

where

$$\alpha \equiv (\partial \ln \rho / \partial \ln P_T)_{T, \chi; t}, \quad \delta \equiv -(\partial \ln \rho / \partial \ln T)_{P_T, \chi; t}, \quad (18a)$$

$$\nu \equiv (\partial \ln \rho / \partial \ln \chi)_{P_T, T; t}, \quad C_P \equiv (\partial U_T / \partial T)_{P_T, \chi; t}. \quad (18b)$$

From the first law of thermodynamics (Eq. 17b), we can define two adiabatic gradients, one fixes the specific magnetic energy:

$$\nabla_{\text{ad}} \equiv \left(\frac{\partial \ln T}{\partial \ln P_T} \right)_{S_T, \chi} = \frac{P_T \delta}{\rho C_P T}, \quad (19)$$

another does not fix the specific magnetic energy:

$$\nabla'_{\text{ad}} \equiv \left(\frac{\partial \ln T}{\partial \ln P_T} \right)_{S_T} = \nabla_{\text{ad}} (1 - \nu \nabla_{\chi} / \alpha), \quad (20)$$

where the magnetic energy gradient ∇_{χ} are defined as follows

$$\nabla_{\chi} \equiv \frac{\partial \ln \chi}{\partial \ln P_T}. \quad (21)$$

In order to close the radiative transfer equation (Eq. 12f), we use the Eddington approximation (Unno & Spiegel 1966):

$$\mathbf{F}_{\text{rad}} = -\frac{4\pi}{3\kappa\rho} \nabla J. \quad (22)$$

Unlike Deupree (1990), we do not directly solve these equations. We first perform some analytic work to make some approximations in advance.

2.1. Mass conservation equation

Deupree (1990) uses the constancy of the total mass during the model evolution to determine the radius at the equator. In contrast, we want to determine the equipotential surface S_{Φ} : $r = R(\Phi_c, \theta; t) = r(m, \theta; t)$, as in the one-dimensional case.

Mass conservation can be expressed by either Eq. (4) or its differential form:

$$\frac{\partial m}{\partial r} = \frac{\partial m}{\partial R} = 4\pi r^2(m, \theta; t) \rho_m(m, \theta; t), \quad (23)$$

where

$$r^2(m, \theta; t) \rho_m(m, \theta; t) \equiv \frac{1}{2} \int_0^\pi d\theta R^2(\Phi_c, \theta; t) \rho(R(\Phi_c, \theta; t), \theta; t) \sin \theta = f(m; t). \quad (24)$$

It should be pointed out that in general,

$$\rho_m(m, \theta; t) \neq \rho(R(\Phi_c, \theta; t), \theta; t). \quad (25)$$

Nevertheless, in the spherically-symmetric case, $\rho_m(m; t)$ is indeed equal to $\rho(R(\Phi_c); t)$. Since $f(m; t)$ is an integral, the two-dimensional case is much more complicated (i.e., nonlocal) than its one-dimensional counterpart (local). This complexity may be the price we have to pay from one dimension to two dimensions.

2.2. Gravitational acceleration

We want to show here that the last two terms [excluding $O(2)$] on the right hand side of Eq. (9) are due to the 2-D corrections to the gravitational acceleration. To this end we should start from the Poisson equation, Eq. (12e), which can be expanded as follows in the spherical polar coordinate system:

$$\frac{1}{r^2} \frac{\partial}{\partial r} \left(r^2 \frac{\partial \Phi}{\partial r} \right) + \frac{1}{r^2 \sin \theta} \frac{\partial}{\partial \theta} \left(\sin \theta \frac{\partial \Phi}{\partial \theta} \right) = 4\pi G \rho, \quad (26)$$

where we have assumed that $\Phi = \Phi(r, \theta; t)$ does not vary with the ϕ coordinate. We expand Φ around its spherically-symmetric state:

$$\Phi(r, \theta; t) = \Phi_0(r; t) + \delta\Phi(r, \theta; t), \quad (27)$$

where $\delta\Phi$ is a small correction, and

$$\frac{\partial \Phi_0}{\partial r} = \frac{Gm}{r^2}. \quad (28)$$

Substituting Eqs. (27-28) into Eq. (26), we obtain

$$\frac{\partial \Phi}{\partial r} = \frac{Gm}{r^2} + 2\pi G r (\rho - \rho_m) - \frac{\cot \theta}{2r} \frac{\partial \Phi}{\partial \theta} + O(2), \quad (29)$$

where

$$O(2) = -\frac{\partial^2 \delta\Phi}{\partial r^2} - \frac{1}{r^2} \frac{\partial^2 \Phi_0}{\partial \theta^2} - \frac{1}{r^2} \frac{\partial^2 \delta\Phi}{\partial \theta^2}. \quad (30)$$

2.3. Momentum conservation equation

Generally, we can decompose the total velocity \mathbf{v} in the basic equations into three components:

$$\mathbf{v} = \mathbf{V}_0 + \mathbf{V}_{\text{rot}} + \mathbf{v}', \quad (31)$$

where \mathbf{V}_0 is a secular evolution velocity, \mathbf{V}_{rot} the rotation velocity, and \mathbf{v}' the turbulent convection velocity. We neglect the secular expansion and rotation velocity components in the momentum conservation, i.e., we assume

$$\mathbf{v} = \mathbf{v}' \quad (32)$$

in Eq. (12b). We checked in the one-dimensional case that the term dV_0/dt in the momentum equation is negligible. Substituting Eq. (32) into (12b) and averaging the resultant equation over the time t and azimuthal angle ϕ , we obtain

$$\rho \nabla \overline{v'^2} = -\nabla P - \rho \nabla \Phi + \frac{1}{4\pi} (\nabla \times \mathbf{B}) \times \mathbf{B}, \quad (33)$$

where $\overline{v'^2} = \overline{v_x'^2} + \overline{v_y'^2} + \overline{v_z'^2}$ is computed by solving the basic equations in the three-dimensional convection simulations of the outer layers of the Sun (Robinson et al. 2003), in which the average is taken over the time t and the horizontal coordinates x and y in a sample box. We have shown how to include turbulence in the one-dimensional case (Li et al. 2002). We neglect the turbulent contribution to the momentum equation here so as to stress the two-dimensional effects due to magnetic fields, i.e., we simply set

$$\overline{v'^2} = 0 \quad (34)$$

in this paper.

We assume that the system is azimuthally symmetric. Under this assumption, the vector equation (33) is equivalent to the following two scalar equations:

$$\frac{\partial P_T}{\partial r} = -\rho \frac{\partial \Phi}{\partial r} + \mathcal{H}_r, \quad (35a)$$

$$\frac{1}{r} \frac{\partial P_T}{\partial \theta} = -\frac{\rho}{r} \frac{\partial \Phi}{\partial \theta} + \mathcal{H}_\theta, \quad (35b)$$

where $P_T = P + P_m$ is the total pressure, including the magnetic pressure $P_m = B^2/8\pi$, and

$$\mathcal{H} \equiv \frac{1}{4\pi} (\mathbf{B} \cdot \nabla) \mathbf{B}. \quad (36)$$

Noticing that

$$\frac{1}{4\pi} (\nabla \times \mathbf{B}) \times \mathbf{B} = -\nabla \left(\frac{B^2}{8\pi} \right) + \frac{1}{4\pi} (\mathbf{B} \cdot \nabla) \mathbf{B}. \quad (37)$$

In the one-dimensional case, we have only a single scalar equation to describe the momentum conservation, i.e., Eq. (35a). In contrast, we need three scalar equations for the momentum conservation in the two-dimensional case, i.e., Eqs. (29), (35a) and (35b). It would be much better if we can combine these three equations into a single scalar equation. Fortunately, we can. For this end, solving Eq. (35b) for $\partial\Phi/\partial\theta$, we obtain

$$\frac{\partial\Phi}{\partial\theta} = -\frac{1}{\rho}\frac{\partial P_T}{\partial\theta} + \frac{r}{\rho}\mathcal{H}_\theta. \quad (38)$$

Then substituting this into Eq. (29), we obtain

$$\frac{\partial\Phi}{\partial r} = \frac{Gm}{r^2} + 2\pi Gr(\rho - \rho_m) + \frac{\cot\theta}{2r\rho}\frac{\partial P_T}{\partial\theta} - \frac{\cot\theta}{2\rho}\mathcal{H}_\theta + O(2). \quad (39)$$

Substituting Eq. (39) into Eq. (35a), we finally obtain

$$\frac{\partial P_T}{\partial r} = -\frac{Gm\rho}{r^2} + \mathcal{H}_r - 2\pi Gr\rho(\rho - \rho_m) - \frac{\cot\theta}{2r}\frac{\partial P_T}{\partial\theta} + \frac{1}{2}\mathcal{H}_\theta \cot\theta + O(2). \quad (40)$$

This is our momentum conservation equation. The last three r.h.s. terms represent the two-dimensional effects.

2.4. Energy conservation equation

The energy conservation equation (Eq. 12c) depends on the velocity in the total derivative:

$$\frac{dS_T}{dt} = \frac{\partial S_T}{\partial t} + (\mathbf{V}_0 + \mathbf{v}') \cdot \nabla S_T. \quad (41)$$

The secular expansion velocity \mathbf{V}_0 cannot be neglected, and from now on we define

$$\frac{dS_T}{dt} \equiv \frac{\partial S_T}{\partial t} + \mathbf{V}_0 \cdot \nabla S_T. \quad (42)$$

The statistical average of $\rho T \mathbf{v}' \cdot \nabla S_T$, namely $\langle \rho T \mathbf{v}' \cdot \nabla S_T \rangle$, will determine the divergence of the convective flux \mathbf{F}_{conv} :

$$\nabla \cdot \mathbf{F}_{\text{conv}} \equiv - \langle \rho T \mathbf{v}' \cdot \nabla S_T \rangle. \quad (43)$$

By defining the total energy flux to be the sum of both the convective and radiative flux, $\mathbf{F} = \mathbf{F}_{\text{rad}} + \mathbf{F}_{\text{conv}}$, Eq. (12c) becomes

$$\nabla \cdot \mathbf{F} = \rho \left(\epsilon - T \frac{dS_T}{dt} \right), \quad (44)$$

where

$$T \frac{dS_T}{dt} = C_P T \left[\frac{d \ln T}{dt} - \nabla_{\text{ad}} \left(1 - \frac{\nu \nabla_\chi}{\alpha} \right) \frac{d \ln P_T}{dt} \right]. \quad (45)$$

In the azimuthal case, Eq. (44) is equivalent to the following equation

$$\frac{1}{r^2} \frac{\partial(r^2 F_r)}{\partial r} = \rho \left(\epsilon - T \frac{dS}{dt} \right) - \frac{1}{r \sin \theta} \frac{\partial(\sin \theta F_\theta)}{\partial \theta}. \quad (46)$$

We will work out both the radial flux component F_r and polar flux component F_θ in the next subsections.

2.5. Energy transport by radiation

The radiative flux is given by Eq. (22), in which the mean radiative intensity J is governed by the radiative transfer equation (Eq. 12f). The Plank function B is known:

$$B = \frac{ac}{4\pi} T^4, \quad (47)$$

where a is the radiative constant, and c the speed of light in vacuum. In stellar interior, local thermodynamic equilibrium is a good approximation, which leads to

$$J \approx B = \frac{ac}{4\pi} T^4. \quad (48)$$

The more accurate solution of Eqs. (12f) and (22) is (see Unno & Spiegel 1966):

$$J = B + l_p^2 \nabla^2 B, \quad (49)$$

where $l_p = 1/\kappa\rho$ is the mean free path of photons. Since

$$\nabla^2 B = \frac{1}{r^2} \frac{\partial}{\partial r} \left(r^2 \frac{\partial B}{\partial r} \right), \quad (50)$$

using Eq. (47) in Eq. (50), we obtain

$$\nabla^2 B = 4\nabla_s \left(4\nabla_s - 1 + \alpha - \delta\nabla_s + \frac{\partial \ln \nabla_s}{\partial \ln P_T} - \frac{4\pi r^2 H_P \rho_m}{m} \right) \frac{B}{H_P^2}, \quad (51)$$

where $H_P \equiv -dr/d \ln P_T = P/\rho g$ is the pressure scale height and ∇_s is the actual temperature gradient. Substituting Eq. (51) into Eq. (49), we obtain the mean radiative intensity that goes beyond the local thermodynamic equilibrium approximation:

$$J = \left(1 + \lambda_0 \frac{l_p^2}{H_P^2} \right) B, \quad (52)$$

where

$$\lambda_0 = 4\nabla_s \left(4\nabla_s - 1 + \alpha - \delta\nabla_s + \frac{\partial \ln \nabla_s}{\partial \ln P_T} \right). \quad (53)$$

We want to note that the term $(4\pi r^2 H_P \rho_m / m)(l_p^2 / H_P^2) \ll 1$ is negligible in the whole star. Using this solution in Eq. (22), we obtain

$$\mathbf{F}_{\text{rad}} = -\frac{4acT^3}{3\kappa\rho}(1 + \lambda)\nabla T, \quad (54)$$

where

$$\lambda \equiv \lambda_0 \left\{ 1 - \frac{1}{2} \left(\frac{\partial \ln \kappa}{\partial \ln T} \right)_{P_T} - \frac{1}{2} \frac{1}{\nabla_s} \left[1 + \left(\frac{\partial \ln \kappa}{\partial \ln P_T} \right)_T - \frac{2H_P}{r} \right] + \frac{1}{4} \frac{\partial \ln \lambda_0}{\partial \ln T} \right\} \frac{l_p^2}{H_P^2}. \quad (55)$$

Since l_p is much smaller than H_P in the optically-thick region, we know $\lambda \approx 0$ so that Eq. (54) reduces to the widely-used approximation expression without λ . However, l_p can be comparable to or larger than H_P near the surface, the correction factor λ cannot be neglected.

2.6. Energy transport by convection

Without solving the turbulent convection problem, Eq. (43) only tells us that the convective flux may depend on the convective velocity v_{conv} and the entropy S_T , where the convective velocity v_{conv} has only the statistical meaning. We use the mixing-length theory to obtain an analytic expression for \mathbf{F}_{conv} in terms of v_{conv} and S_T (e.g., Stix 1989; Lydon & Sofia 1995). Since the convective velocity has only the statistical meaning we assume that the turbulent convection is isotropic so that \mathbf{F}_{conv} depends on the amplitude of the convective velocity, v_{conv} :

$$\mathbf{F}_{\text{conv}} = -\frac{1}{2}\rho T l_m f(v_{\text{conv}}) \nabla S_T, \quad (56)$$

where $f(v)$ will be determined by the mixing-length theory, l_m is the mixing length. It is well-known that $f(v) = v$ when the radiative loss of the convective element and the magnetic fields are neglected (e.g., Stix 1989).

The starting point of the mixing-length theory (MLT) is to calculate the excess heat flux in the radial direction:

$$\begin{aligned} F_{\text{conv}}^r &= \rho v_{\text{conv}} DQ = \rho v_{\text{conv}} (Q_e - Q_s) \\ &= \rho v_{\text{conv}} [C_P(T_e - T_s) - (\delta/\rho)(P_{Te} - P_{Ts}) + (P_T \delta\nu / P_m \alpha)(\chi_e - \chi_s)], \end{aligned} \quad (57)$$

where we have used the first law of thermodynamics $DQ = TDS_T$. The subscriptions “e” and “s” stand for a convective eddy and its surroundings. If the eddy is always assumed to be in pressure equilibrium ($DP_T = P_{Te} = P_{Ts} = 0$) and magnetic equilibrium ($D\chi = \chi_e - \chi_s = 0$) with its surroundings, we have

$$F_{\text{conv}}^r = \rho v_{\text{conv}} C_P (T_e - T_s) = \frac{l_m}{2H_P} \rho v_{\text{conv}} C_P T (\nabla_s - \nabla_e), \quad (58)$$

Where the mixing-length approximation in MLT is used to calculate the temperature (or density) difference:

$$T_e - T_s = \frac{l_m}{2} \left(\frac{\partial T_e}{\partial r} - \frac{\partial T_s}{\partial r} \right) = \frac{l_m T}{2H_P} (\nabla_s - \nabla_e). \quad (59)$$

We have also defined the eddy and surrounding temperature gradients and the pressure scale height:

$$\nabla_e \equiv \left(\frac{\partial \ln T}{\partial \ln P_T} \right)_e, \quad \nabla_s \equiv \left(\frac{\partial \ln T}{\partial \ln P_T} \right)_s, \quad H_P \equiv -\frac{\partial r}{\partial \ln P_T}. \quad (60)$$

The convective velocity v_{conv} is generated by the radial buoyancy. The radial buoyancy acceleration is related to the density difference:

$$\frac{d^2 r}{dt^2} = -g(D\rho/\rho), \quad (61)$$

where g is the gravitational acceleration. For standard MLT, the density difference is related to the temperature difference via the equation of state with $DP_T = 0$ and $D\chi = 0$ (see Eq. 17a):

$$D\rho/\rho = -(DT/T)\delta = \frac{l_m \delta}{2H_P} (\nabla_e - \nabla_s). \quad (62)$$

We also use the mixing-length approximation to calculate buoyancy acceleration

$$\frac{d^2 r}{dt^2} = \frac{1}{2} \frac{\partial}{\partial r} \left(\frac{dr}{dt} \right)^2 = \frac{1}{2} \left(\frac{dr}{dt} \right)_{\text{max}}^2 \frac{2}{l_m} = 4v_{\text{conv}}^2/l_m, \quad (63)$$

where we have assumed that the convective velocity v_{conv} equals half of the maximum velocity $(dr/dt)_{\text{max}}$. Substituting Eqs. (62-63) into (61), we obtain

$$v_{\text{conv}}^2 = g\delta(\nabla_s - \nabla_e)(l_m^2/8H_P). \quad (64)$$

This gives

$$\nabla_s - \nabla_e = \frac{8H_P}{gl_m^2 \delta} v_{\text{conv}}^2 \quad (65)$$

Substituting this into Eq. (58), we obtain

$$F_{\text{conv}}^r = (4\rho C_P T / g l_m \delta) v_{\text{conv}}^3. \quad (66)$$

Eq. (54) yields

$$F_{\text{rad}}^r = \frac{4acT^4}{3\kappa\rho H_P} (1 + \lambda) \nabla_s. \quad (67)$$

Defining a “radiative” gradient

$$\nabla_{\text{rad}} = \frac{3\kappa\rho H_P F_r}{4acT^4}, \quad (68)$$

we obtain

$$F_r = \frac{4acT^4}{3\kappa\rho H_P} (1 + \lambda) \nabla_{\text{rad}}. \quad (69)$$

We use the energy flux conservation law $F_{\text{conv}}^r + F_{\text{rad}}^r = F_r$ to constrain the convective velocity:

$$\frac{1}{1 + \lambda} \frac{4\rho C_P T}{g l_m \delta} \frac{3\kappa\rho H_P}{4acT^4} v_{\text{conv}}^3 + \nabla_s = \nabla_{\text{rad}}. \quad (70)$$

2.6.1. Nonmagnetic adiabatic approximation

When the convective eddy is adiabatic, its temperature gradient equals the adiabatic gradient. The nonmagnetic approximation implies $\chi = 0$. Therefore, the temperature gradient in a nonmagnetic adiabatic eddy is determined by

$$\nabla_e = \nabla'_{\text{ad}} = \nabla_{\text{ad}}. \quad (71)$$

Eq. (58) thus becomes

$$F_{\text{conv}}^r = -\frac{1}{2} \rho T l_m v_{\text{conv}} \left(\frac{\partial S}{\partial r} \right)_s, \quad (72)$$

where we have used the following equality:

$$\left(\frac{\partial S}{\partial r} \right)_s = -\frac{C_P}{H_P} (\nabla_s - \nabla_{\text{ad}}). \quad (73)$$

Comparing Eq. (72) with the radial component of Eq. (56), we find

$$f(v) = v, \quad (74)$$

as stated above.

Using Eqs. (65) and (71) in Eq. (70), we obtain the cubic equation of the convective velocity:

$$\frac{1}{1+\lambda} \frac{4\rho C_P T}{gl_m \delta} \frac{3\kappa \rho H_P}{4acT^4} v_{\text{conv}}^3 + \frac{8H_P}{gl_m^2 \delta} v_{\text{conv}}^2 = \nabla_{\text{rad}} - \nabla_{\text{ad}}. \quad (75)$$

The convective instability condition in the adiabatic approximation is

$$\nabla_{\text{rad}} \geq \nabla_s > \nabla_e = \nabla_{\text{ad}}, \quad (76)$$

according to Eq. (64).

2.6.2. Nonmagnetic nonadiabatic approximation

During its rise the eddy radiates energy into its environment. For this reason the eddy gradient ∇_e differs from the adiabatic gradient, ∇_{ad} . We decompose the convective flux (Eq. 58) into the adiabatic (the first r.h.s. term) and nonadiabatic (the second r.h.s term) fluxes:

$$\begin{aligned} F_{\text{conv}}^r &= \frac{1}{2} \frac{l_m v_{\text{conv}}}{H_P} \rho T C_P (\nabla_s - \nabla_e) \\ &= \frac{1}{2} \frac{l_m v_{\text{conv}}}{H_P} \rho T C_P (\nabla_s - \nabla_{\text{ad}}) + \frac{1}{2} \frac{l_m v_{\text{conv}}}{H_P} \rho T C_P (\nabla_{\text{ad}} - \nabla_e). \end{aligned} \quad (77)$$

If the effective cross section of the convective eddy is q , the heat energy loss rate of the eddy due to radiation can be expressed by

$$\frac{dQ_r}{dt} = \frac{1}{2} \frac{l_m v_{\text{conv}}}{H_P} \rho T C_P (\nabla_{\text{ad}} - \nabla_e) q. \quad (78)$$

We can also use Eq. (54) to calculate the radiative loss:

$$\frac{dQ_r}{dt} = -\frac{4acT^3}{3\kappa\rho} \frac{T_e - T_s}{d} \Sigma = -\frac{1}{2} \frac{l_m \Sigma}{H_P d} \frac{4acT^4}{3\kappa\rho} (\nabla_s - \nabla_e), \quad (79)$$

where d is the effective radius of the eddy, Σ is the eddy surface. Comparing Eq. (79) with (78), we obtain

$$\nabla_e - \nabla_{\text{ad}} = (1/\gamma_0 v_{\text{conv}}) (\nabla_s - \nabla_e), \quad (80)$$

where

$$\gamma_0^{-1} = \frac{l_m \Sigma}{qd} \frac{4acT^3}{3\rho C_P} \frac{1}{l_m \kappa \rho}. \quad (81)$$

Substituting Eq. (80) into (77), we can express $\nabla_s - \nabla_e$ by $\nabla_s - \nabla_{\text{ad}}$:

$$\nabla_s - \nabla_e = \frac{1}{1 + 1/\gamma_0 v_{\text{conv}}} (\nabla_s - \nabla_{\text{ad}}) = -\frac{1}{1 + 1/\gamma_0 v_{\text{conv}}} \frac{H_P}{C_P} \left(\frac{\partial S_T}{\partial r} \right)_s, \quad (82)$$

where we have used Eq. (73). Finally, using Eq. (82) in (77) we obtain

$$F_{\text{conv}}^r = -\frac{1}{2}\rho T l_m \frac{v_{\text{conv}}}{1 + 1/\gamma_0 v_{\text{conv}}} \left(\frac{\partial S}{\partial r} \right)_s. \quad (83)$$

This shows

$$f(v) = \frac{v}{1 + 1/\gamma_0 v}. \quad (84)$$

Using Eq. (65) in (82), we obtain

$$\nabla_s - \nabla_{\text{ad}} = \frac{8H_P}{gl_m^2 \delta} v_{\text{conv}}^2 (1 + 1/\gamma_0 v_{\text{conv}}). \quad (85)$$

Substituting into Eq. (70), we obtain the cubic equation of the convective velocity:

$$\frac{4\rho C_P T}{gl_m \delta} \frac{3\kappa \rho H_P}{4acT^4} v_{\text{conv}}^3 + \frac{8H_P}{gl_m^2 \delta} v_{\text{conv}}^2 (1 + 1/\gamma_0 v_{\text{conv}}) = \nabla_{\text{rad}} - \nabla_{\text{ad}}. \quad (86)$$

The convective instability condition in the nonmagnetic nonadiabatic approximation is

$$\nabla_{\text{rad}} \geq \nabla_s > \nabla_e > \nabla_{\text{ad}}, \quad (87)$$

according to Eq. (64).

2.6.3. General case

When magnetic fields are present, we have

$$\left(\frac{\partial S_T}{\partial r} \right)_s = -\frac{C_P}{H_P} (\nabla_s - \nabla'_{\text{ad}}). \quad (88)$$

We decompose the convective flux (Eq. 58) into the adiabatic (the first r.h.s. term) and nonadiabatic (the second r.h.s term) fluxes:

$$\begin{aligned} F_{\text{conv}}^r &= \frac{1}{2} \frac{l_m v_{\text{conv}}}{H_P} \rho T C_P (\nabla_s - \nabla_e) \\ &= \frac{1}{2} \frac{l_m v_{\text{conv}}}{H_P} \rho T C_P (\nabla_s - \nabla'_{\text{ad}}) + \frac{1}{2} \frac{l_m v_{\text{conv}}}{H_P} \rho T C_P (\nabla'_{\text{ad}} - \nabla_e). \end{aligned} \quad (89)$$

The heat energy loss rate of the eddy due to radiation now can be expressed by

$$\frac{dQ_r}{dt} = \frac{1}{2} \frac{l_m v_{\text{conv}}}{H_P} \rho T C_P (\nabla'_{\text{ad}} - \nabla_e) q. \quad (90)$$

The radiation loss rate calculated by Eq. (54) is the same as given in Eq. (79). Comparing Eq. (79) with (90), we obtain

$$\nabla_e - \nabla'_{\text{ad}} = (1/\gamma_0 v_{\text{conv}})(\nabla_s - \nabla_e). \quad (91)$$

Substituting Eq. (91) into (89), we can express $\nabla_s - \nabla_e$ by $\nabla_s - \nabla'_{\text{ad}}$:

$$\nabla_s - \nabla_e = \frac{1}{1 + 1/\gamma_0 v_{\text{conv}}}(\nabla_s - \nabla'_{\text{ad}}) = -\frac{1}{1 + 1/\gamma_0 v_{\text{conv}}} \frac{H_P}{C_P} \left(\frac{\partial S_T}{\partial r} \right)_s, \quad (92)$$

where we have used Eq. (88). Finally, substituting Eq. (92) into (89) we obtain

$$F_{\text{conv}}^r = -\frac{1}{2} \rho T l_m \frac{v_{\text{conv}}}{1 + 1/\gamma_0 v_{\text{conv}}} \left(\frac{\partial S_T}{\partial r} \right)_s, \quad (93)$$

which leads up to Eq. (84).

Using Eq. (65) in (92), we obtain

$$\nabla_s - \nabla'_{\text{ad}} = \frac{8H_P}{gl_m^2 \delta} v_{\text{conv}}^2 (1 + 1/\gamma_0 v_{\text{conv}}). \quad (94)$$

Substituting into Eq. (70), we obtain the cubic equation of the convective velocity in a magnetic system:

$$\frac{4\rho C_P T}{gl_m \delta} \frac{3\kappa \rho H_P}{4acT^4} v_{\text{conv}}^3 + \frac{8H_P}{gl_m^2 \delta} v_{\text{conv}}^2 (1 + 1/\gamma_0 v_{\text{conv}}) = \nabla_{\text{rad}} - \nabla'_{\text{ad}}. \quad (95)$$

The convective instability condition in the magnetic nonadiabatic case is

$$\nabla_{\text{rad}} \geq \nabla_s > \nabla_e > \nabla_{\text{ad}}, \quad (96)$$

according to Eq. (64).

Eq. (95) can be rewritten as follows

$$2A_0 y^3 + Vy^2 + V^2 y - V = 0, \quad (97)$$

where we have defined the dimensionless variable

$$y = V \gamma_0 v_{\text{conv}} \quad (98)$$

and the following dimensionless parameters

$$\begin{aligned} \gamma_0 &= \rho C_P l_m \kappa \rho / 6acT^3, \\ C &= \frac{gl_m^2 \delta}{8H_p}, \\ V &= 1/[\gamma_0 C^{1/2} (\nabla_{\text{rad}} - \nabla'_{\text{ad}})^{1/2}], \\ A_0 &= \frac{9}{8} \frac{1}{1 + \lambda}. \end{aligned}$$

We choose $l_m \Sigma / qd = 9/2$ for spherical eddies and $d/l_m = 8/9$. The convective gradient can be expressed by y :

$$\nabla_{\text{conv}} = \nabla_s = \nabla'_{\text{ad}} + (\nabla_{\text{rad}} - \nabla'_{\text{ad}})y(y + V), \quad (99)$$

according to Eq. (94).

When magnetic fields are neglected, $\nabla'_{\text{ad}} = \nabla_{\text{ad}}$, all formulas automatically reduce to their counterparts in §2.6.2.

2.7. Energy flux vector

In the convective zone, the total energy flux vector equals the radiative flux (Eq. 54):

$$\mathbf{F} = -\frac{4acT^3}{3\kappa\rho}(1 + \lambda)\nabla T. \quad (100)$$

In the convective zone, the total energy flux vector equals the sum of the radiative (Eq. 54) and convective (Eq. 56) fluxes:

$$\begin{aligned} \mathbf{F} &= -\frac{4acT^3}{3\kappa\rho}(1 + \lambda)\nabla T - \frac{1}{2} \frac{\rho T l_m v_{\text{conv}}}{1 + \gamma_0 v_{\text{conv}}} \nabla S_T \\ &= -\left[\frac{4acT^3}{3\kappa\rho}(1 + \lambda) + \frac{1}{2} \frac{\rho C_P l_m v_{\text{conv}}}{1 + \gamma_0 v_{\text{conv}}} \right] \nabla T + \frac{1}{2} \frac{\rho C_P T \nabla'_{\text{ad}} l_m v_{\text{conv}}}{1 + \gamma_0 v_{\text{conv}}} \frac{1}{P_T} \nabla P_T, \end{aligned} \quad (101)$$

where we have used the following formula

$$\nabla S_T = (C_P/T)\nabla T - (C_P \nabla'_{\text{ad}}/P_T)\nabla P_T. \quad (102)$$

2.8. Composition conservation

Eq. (12d) describes the composition conservation law, which can be rewritten as follows:

$$\rho \frac{\partial X_i}{\partial t} + X_i \frac{\partial \rho}{\partial t} + \nabla \cdot (\rho X_i \mathbf{v}') = Q_i, \quad (103)$$

where we have used Eq. (32) and have used the mass fraction $X_i \equiv \rho_i/\rho$ to replace density ρ_i . We have also assumed $\nabla \cdot \mathbf{v}' = 0$. Eq. (103) involves two timescales: one is the thermonuclear reaction timescale τ_{nucl} , which determines Q_i and is quite long, another is the convection timescale τ_{conv} , which determines the convection mixing and is much shorter than the former.

As before, taking the statistically average over Eq. (103), we obtain

$$\rho \frac{\partial X_i}{\partial t} + \frac{1}{\rho} \nabla \cdot \langle \rho X_i \mathbf{v}' \rangle = q_i, \quad (104)$$

where we have used the assumption $\langle \partial\rho/\partial t \rangle = 0$ and defined $q_i \equiv Q_i/\rho$. Using the mixing length theory, we can express the mass flux $\mathbf{F}_i \equiv \langle \rho X_i \mathbf{v}' \rangle$ as follows:

$$\mathbf{F}_i = -\frac{1}{2}\rho v_{\text{conv}} l_m \nabla X_i. \quad (105)$$

Substituting Eq. (105) into Eq. (104), we obtain

$$\frac{\partial X_i}{\partial t} = q_i + \frac{1}{2\rho} \nabla \cdot (\rho v_{\text{conv}} l_m \nabla X_i). \quad (106)$$

In the radiative zone, the element diffusion velocity w_i (e.g., Thoul et al. 1994) changes the local composition in addition to the thermonuclear reactions. Element diffusion in stars is driven by pressure gradients (or gravity), temperature gradients, composition gradients, and radiation pressure. Gravity tends to concentrate the heavier elements toward the center of the star. Temperature gradients lead to thermal diffusion, which tends to concentrate more highly charged and more massive species toward the hottest region of the star, its center. Concentration gradients oppose the above two processes. Radiation pressure causes negligible diffusion in the solar core. Element diffusion affects the element abundances, the mean molecular weight, and the radiative opacity in the radiative zone, and therefore affects the calculated neutrino fluxes and oscillation frequencies, on which observations impose strict constraints on the solar model.

The characteristic time for elements to diffuse a solar radius under solar conditions is of the order of 6×10^{13} yr, much larger than the age of the Sun. Element diffusion therefore introduces only a small correction. Many authors have studied this topic carefully (see Thoul et al. 1994 and references therein), and both portable subroutine and analytic formulae for element diffusion calculations are available. In particular, the formulae for the element diffusion velocity fits our theoretical framework developed in this paper. We use the formula given by Thoul et al. (1994) with q_i included:

$$\frac{\partial X_i}{\partial t} = q_i - \frac{1}{r^2 \rho} \frac{\partial}{\partial r} (r^2 \rho X_i w_i), \quad (107)$$

where

$$w_i(r) = \frac{T^{5/2}}{\rho} \left(A_p^i \frac{\partial \ln P_T}{\partial r} + A_T^i \frac{\partial \ln T}{\partial r} + A_H^i \frac{\partial \ln C_H}{\partial r} \right). \quad (108)$$

See Thoul et al. (1994) for the expansion coefficients, which are actually computed by numerically solving the multi-fluid equations for all species. These formulae just give readers the main idea. We use the portable subroutine provided by the authors to compute the element diffusion correction. Diffusion in the polar direction is negligible.

3. Coordinate transformation from r to m

So far, all derivatives with respect to θ assume r to be constant. What we need is to obtain the corresponding derivatives at the constant m . This can be done by using the so-call implicit-function rule, that is

$$\left(\frac{\partial}{\partial\theta}\right)_m = \left(\frac{\partial}{\partial\theta}\right)_r + \left(\frac{\partial r}{\partial\theta}\right)_m \frac{\partial}{\partial r} = \left(\frac{\partial}{\partial\theta}\right)_r + \left(\frac{\partial \log r}{\partial\theta}\right)_m \frac{\partial}{\partial \log r}. \quad (109)$$

From now on, we use the following shortcuts to save writings:

$$r' = \log r, \quad \rho' = \log \rho, \quad P' = \log P_T, \quad T' = \log T, \quad \text{and } s = \log m. \quad (110)$$

We note that \log is the common logarithm.

Another formulas we need for this purpose is the mass conservation equation, Eq. (23), which can be rewritten as follows:

$$\frac{\partial r'}{\partial s} = \frac{m}{4\pi r^3 \rho_m}. \quad (111)$$

3.1. Momentum conservation equation

We perform the necessary coordinate transformation from r to m in Eq. (40). The only term that needs to be transformed is the term that contains $\partial P_T / \partial \theta$, which is equivalent to $(\partial P_T / \partial \theta)_r$. Using Eq. (109), we obtain

$$\frac{\partial P_T}{\partial \theta} = \left(\frac{\partial P_T}{\partial \theta}\right)_m - \frac{\partial P_T}{\partial r'} \left(\frac{\partial r'}{\partial \theta}\right)_m. \quad (112)$$

Consequently, Eq. (40) becomes

$$\begin{aligned} \frac{\partial P_T}{\partial r} = & \left[1 - \frac{\ln 10 \cot \theta}{2} \left(\frac{\partial r'}{\partial \theta}\right)_m \right]^{-1} \left[-\frac{Gm\rho}{r^2} - 2\pi Gr\rho(\rho - \rho_m) - \frac{\cot \theta}{2r} \left(\frac{\partial P_T}{\partial \theta}\right)_m \right. \\ & \left. + \mathcal{H}_r + \frac{1}{2}\mathcal{H}_\theta \cot \theta \right] + O(2). \end{aligned} \quad (113)$$

The first factor on r.h.s. is caused by the coordinate transformation from r to m .

Since $\partial P_T / \partial r = (P_T / r)(\partial s / \partial r')(\partial P' / \partial s)$, using Eq. (111), we can rewritten Eq. (113) as follows:

$$\frac{\partial P'}{\partial s} = -\frac{Gm^2}{4\pi r^4 P_T} \frac{\rho}{\rho_m} + \Theta + \mathcal{M} + O(2), \quad (114)$$

where

$$\begin{aligned}
\Theta &= -\frac{Gm(\rho - \rho_m)}{2rP_T} \frac{\rho}{\rho_m} \left[1 - \frac{\ln 10 \cot \theta}{2} \left(\frac{\partial r'}{\partial \theta} \right)_m \right]^{-1} \\
&\quad - \frac{\ln 10 m \cot \theta}{8\pi r^3 \rho_m} \left(\frac{\partial P'}{\partial \theta} \right)_m \left[1 - \frac{\ln 10 \cot \theta}{2} \left(\frac{\partial r'}{\partial \theta} \right)_m \right]^{-1} \\
&\quad - \frac{Gm^2}{4\pi r^4 P_T} \frac{\rho}{\rho_m} \frac{\ln 10 \cot \theta}{2} \left(\frac{\partial r'}{\partial \theta} \right)_m \left[1 - \frac{\ln 10 \cot \theta}{2} \left(\frac{\partial r'}{\partial \theta} \right)_m \right]^{-1}, \\
\mathcal{M} &= \frac{m}{4\pi r^2 \rho_m P_T} \left[1 - \frac{\ln 10 \cot \theta}{2} \left(\frac{\partial r'}{\partial \theta} \right)_m \right]^{-1} (\mathcal{H}_r + \frac{1}{2} \mathcal{H}_\theta \cot \theta).
\end{aligned}$$

3.2. Energy conservation equation

The starting equation is Eq. (46). The only term that needs to be transformed is the term that contains the derivative of $(\sin \theta F_\theta)$ with respect to θ . This term is a small 2-D correction to the Energy conservation equation since F_θ , which is given in Eq. (101), is already a combination of the first-order derivatives of T and P_T ,

$$F_\theta = - \left[\frac{4acT^4}{3\kappa\rho}(1 + \lambda) + \frac{1}{2} \frac{\rho C_P T l_m v_{\text{conv}}}{1 + \gamma_0 v_{\text{conv}}} \right] \frac{\ln 10}{r} \frac{\partial T'}{\partial \theta} + \frac{1}{2} \frac{\rho C_P T l_m v_{\text{conv}}}{1 + \gamma_0 v_{\text{conv}}} \frac{\nabla'_{\text{ad}} \ln 10}{r} \frac{\partial P'}{\partial \theta}. \quad (116)$$

Therefore, after neglecting the higher-order corrections as we did above, the energy conservation equation becomes

$$\frac{1}{r^2} \frac{\partial(r^2 F_r)}{\partial r} = \rho \left(\epsilon - T \frac{dS_T}{dt} \right) - \frac{F_\theta \cot \theta}{r} + O(2). \quad (117)$$

This shows that we only need to transform F_θ from r to m . Applying Eq. (109) to $(\partial T'/\partial \theta)_r$ and $(\partial P'/\partial \theta)_r$ in Eq. (116), we obtain

$$\begin{aligned}
F_\theta &= - \left[\frac{4acT^4}{3\kappa\rho}(1 + \lambda) + \frac{1}{2} \frac{\rho C_P T l_m v_{\text{conv}}}{1 + \gamma_0 v_{\text{conv}}} \right] \frac{\ln 10}{r} \left[\left(\frac{\partial T'}{\partial \theta} \right)_m - \frac{\partial T'}{\partial r'} \left(\frac{\partial r'}{\partial \theta} \right)_m \right] \\
&\quad + \frac{1}{2} \frac{\rho C_P T l_m v_{\text{conv}}}{1 + \gamma_0 v_{\text{conv}}} \frac{\nabla'_{\text{ad}} \ln 10}{r} \left[\left(\frac{\partial P'}{\partial \theta} \right)_m - \frac{\partial P'}{\partial r'} \left(\frac{\partial r'}{\partial \theta} \right)_m \right] \\
&= - \left[\frac{4acT^4}{3\kappa\rho}(1 + \lambda) + \frac{1}{2} \frac{\rho C_P T l_m v_{\text{conv}}}{1 + \gamma_0 v_{\text{conv}}} \right] \frac{\ln 10}{r} \left[\left(\frac{\partial T'}{\partial \theta} \right)_m + \frac{Gm}{r P_T} \nabla \left(\frac{\partial r'}{\partial \theta} \right)_m \right] \\
&\quad + \frac{1}{2} \frac{\rho C_P T l_m v_{\text{conv}}}{1 + \gamma_0 v_{\text{conv}}} \frac{\nabla'_{\text{ad}} \ln 10}{r} \left[\left(\frac{\partial P'}{\partial \theta} \right)_m + \frac{Gm}{r P_T} \left(\frac{\partial r'}{\partial \theta} \right)_m \right], \quad (118)
\end{aligned}$$

where ∇ is the temperature gradient.

The second step is to use Eq. (111) to replace ∂r by ∂s in Eq. (46). Unlike r' , P' , and T' , which are the common logarithms, we define

$$L' \equiv 4\pi r^2 F_r / L_\odot, \quad (119)$$

which is not the common logarithm. The resultant equation is

$$\frac{\partial L'}{\partial s} = \frac{\ln 10}{L_\odot} m \left(\epsilon - T \frac{dS_T}{dt} \right) \frac{\rho}{\rho_m} - \frac{\ln 10}{L_\odot} \frac{m F_\theta \cot \theta}{r \rho_m} + O(2). \quad (120)$$

3.3. Composition conservation

Eq. (106) involves the derivatives with respect to θ at constant r . Since what we need are the corresponding derivatives at constant m , this equation needs a coordinate transformation from r to m . To this end, we first expand it as follows:

$$\frac{\partial X_i}{\partial t} = q_i + \frac{1}{2r^2 \rho} \frac{\partial}{\partial r} \left(r^2 \rho v_{\text{conv}} l_m \frac{\partial X_i}{\partial r} \right) + \frac{1}{2r^2 \rho \sin \theta} \frac{\partial}{\partial \theta} \left(\sin \theta \rho v_{\text{conv}} l_m \frac{\partial X_i}{\partial \theta} \right). \quad (121)$$

The last rhs term needs the transformation. We retain its most important part. The resultant equation is

$$\frac{\partial X_i}{\partial t} = q_i + \left(1 + \frac{1}{2} \frac{\partial \rho'}{\partial r'} \right) v_{\text{conv}} l_m \frac{\partial X_i}{\partial r} + \frac{\cot \theta v_{\text{conv}} l_m}{2r^2} \left(\frac{\partial X_i}{\partial \theta} \right)_m + O(2), \quad (122)$$

where

$$O(2) = \frac{1}{2} \frac{\partial^2 X_i}{\partial r^2} + \frac{\ln 10 v_{\text{conv}} l_m}{2r^2} \frac{\partial \rho'}{\partial \theta} \frac{\partial X_i}{\partial \theta} + \frac{v_{\text{conv}} l_m}{2r^2} \frac{\partial^2 X_i}{\partial \theta^2} - \frac{\cot \theta v_{\text{conv}} l_m}{2r^2} \frac{\partial X_i}{\partial r'} \left(\frac{\partial r'}{\partial \theta} \right)_m. \quad (123)$$

We have taken advantage of the fact that $v_{\text{conv}} l_m \approx \text{constant}$ in stars.

Since the convection timescale is much shorter than the evolution timescale, the convection zone is well-mixed on the evolution timescale. As a result, the detailed expression for the composition conservation equation in the convection zone does not matter much. We do it here just for the sake of completeness.

3.4. Two-dimensional stellar structure equations

In summary, we obtain the two-dimensional stellar structure equations with (m, θ) as independent variables:

$$\frac{\partial r'}{\partial s} = \frac{m}{4\pi r^3 \rho} \left\{ \frac{\rho}{\rho_m} \right\}, \quad (124a)$$

$$\frac{\partial P'}{\partial s} = -\frac{Gm^2}{4\pi r^4 P_T} \left\{ \frac{\rho}{\rho_m} \right\} + \{\Theta\} + \{\mathcal{M}\} + O(2), \quad (124b)$$

$$\frac{\partial T'}{\partial s} = \frac{\partial P'}{\partial s} \begin{cases} \nabla_{\text{rad}} & \text{radiative} \\ \nabla_c & \text{convective} \end{cases} \quad (124c)$$

$$\frac{\partial L'}{\partial s} = \frac{\ln 10}{L_\odot} m \left(\epsilon - T \frac{dS_T}{dt} \right) \left\{ \frac{\rho}{\rho_m} \right\} - \left\{ \frac{\ln 10}{L_\odot} \frac{m F_\theta \cot \theta}{r \rho_m} \right\} + O(2), \quad (124d)$$

$$\frac{\partial X_i}{\partial t} = q_i + \begin{cases} -\frac{1}{r^2 \rho} \frac{\partial}{\partial r} (r^2 \rho X_i w_i) & \text{(radiative)} \\ \left(1 + \frac{1}{2} \frac{\partial \rho'}{\partial r'} \right) v_{\text{conv}} l_m \frac{\partial X_i}{\partial r} + \left\{ \frac{\cot \theta}{2r^2} v_{\text{conv}} l_m \left(\frac{\partial X_i}{\partial \theta} \right)_m \right\} + O(2). & \text{(convective)} \end{cases} \quad (124e)$$

Those terms or factors associated with 2-D effects are indicated by $\{\}$ in the equations. The symbols used above are defined as follows:

$$\begin{aligned} \Theta = & -\frac{m}{4\pi r^3 \rho_m} \frac{\ln 10 \cot \theta}{2} \left(\frac{\partial P'}{\partial \theta} \right)_m \left[1 - \frac{\ln 10 \cot \theta}{2} \left(\frac{\partial r'}{\partial \theta} \right)_m \right]^{-1} \\ & - \frac{Gm(\rho - \rho_m)}{2r P_T} \frac{\rho}{\rho_m} \left[1 - \frac{\ln 10 \cot \theta}{2} \left(\frac{\partial r'}{\partial \theta} \right)_m \right]^{-1} \\ & - \frac{Gm^2}{4\pi r^4 P_T} \frac{\rho}{\rho_m} \frac{\ln 10 \cot \theta}{2} \left(\frac{\partial r'}{\partial \theta} \right)_m \left[1 - \frac{\ln 10 \cot \theta}{2} \left(\frac{\partial r'}{\partial \theta} \right)_m \right]^{-1}, \end{aligned} \quad (125a)$$

$$\mathcal{M} = \frac{m}{4\pi r^2 \rho_m P_T} \left[1 - \frac{\ln 10 \cot \theta}{2} \left(\frac{\partial r'}{\partial \theta} \right)_m \right]^{-1} (\mathcal{H}_r + \frac{1}{2} \mathcal{H}_\theta \cot \theta), \quad (125b)$$

$$\begin{aligned} F_\theta = & - \left[\frac{4acT^4}{3\kappa\rho} (1 + \lambda) + \frac{1}{2} \frac{\rho C_P T l_m v_{\text{conv}}}{1 + \gamma_0 v_{\text{conv}}} \right] \frac{\ln 10}{r} \left[\left(\frac{\partial T'}{\partial \theta} \right)_m + \frac{Gm}{r P_T} \nabla \left(\frac{\partial r'}{\partial \theta} \right)_m \right] \\ & + \frac{1}{2} \frac{\rho C_P T l_m v_{\text{conv}}}{1 + \gamma_0 v_{\text{conv}}} \frac{\nabla'_{\text{ad}} \ln 10}{r} \left[\left(\frac{\partial P'}{\partial \theta} \right)_m + \frac{Gm}{r P_T} \left(\frac{\partial r'}{\partial \theta} \right)_m \right]. \end{aligned} \quad (125c)$$

From now on, we'll drop the subscript m in the derivatives such as $(\partial r' / \partial \theta)_m$,

$$\left(\frac{\partial r'}{\partial \theta} \right)_m \Rightarrow \frac{\partial r'}{\partial \theta}. \quad (126)$$

Wherever needed, we'll specify the subscript m or r to avoid confusion.

4. Magnetic fields

Our strategy is to take advantage of analytical results as much as possible. For this purpose, in this section we work out the explicit expressions for the terms associated with magnetic fields.

Generally, a magnetic field has three components. Using the spherical coordinate system, it can be expressed by

$$\mathbf{B} = (B_r, B_\theta, B_\phi). \quad (127)$$

All three components are functions of m and θ in the azimuthally-symmetric case treated in this paper. The \mathbf{B} -related terms are expressed by \mathcal{H} , see Eq. (36), which can be expanded as follows

$$\begin{aligned} 4\pi r \mathcal{H} &= \mathbf{e}_r (r\mathbf{B} \cdot \nabla B_r - B_\theta B_\theta - B_\phi B_\phi) \\ &\quad + \mathbf{e}_\theta (r\mathbf{B} \cdot \nabla B_\theta - B_\phi B_\phi \cot \theta + B_\theta B_r) \\ &\quad + \mathbf{e}_\phi (r\mathbf{B} \cdot \nabla B_\phi + B_\phi B_r - B_\phi B_\theta \cot \theta). \end{aligned} \quad (128)$$

Consequently, we see

$$4\pi r \mathcal{H}_r = r\mathbf{B} \cdot \nabla B_r - B_\theta B_\theta - B_\phi B_\phi, \quad (129a)$$

$$4\pi r \mathcal{H}_\theta = r\mathbf{B} \cdot \nabla B_\theta - B_\phi B_\phi \cot \theta + B_\theta B_r, \quad (129b)$$

$$4\pi r \mathcal{H}_\phi = r\mathbf{B} \cdot \nabla B_\phi + B_\phi B_r - B_\phi B_\theta \cot \theta. \quad (129c)$$

We use \mathbf{B} to define three stellar magnetic parameters, in addition to the conventional stellar parameters such as pressure, temperature, radius and luminosity. The first magnetic parameter is the magnetic kinetic energy per unit mass, χ ,

$$\chi = B^2 / (8\pi\rho). \quad (130)$$

The second is the heat index due to the magnetic field, or the ratio of the magnetic pressure in the radial direction to the magnetic energy density, $\gamma - 1$,

$$\gamma = 1 + (B_\theta^2 + B_\phi^2) / B^2. \quad (131)$$

Lydon and Sofia (1995) introduced the first two in the one-dimensional case. Here we introduce the third one, the ratio of the magnetic pressure in the co-latitude direction to the magnetic energy density, $\vartheta - 1$,

$$\vartheta = 1 + (B_\phi^2 + B_r^2) / B^2. \quad (132)$$

We can use these three magnetic parameters to express three components of a magnetic field as follows:

$$B_r = [8\pi(2 - \gamma)\chi\rho]^{1/2}, \quad (133a)$$

$$B_\theta = [8\pi(2 - \vartheta)\chi\rho]^{1/2}, \quad (133b)$$

$$B_\phi = [8\pi(\gamma + \vartheta - 3)\chi\rho]^{1/2}. \quad (133c)$$

We discuss below various possible cases. Note that any case should satisfy the restriction:

$$\nabla \cdot \mathbf{B} = 0. \quad (134)$$

4.1. $\mathbf{B} = (0, 0, 0)$

In this case,

$$\chi = 0, \quad \vartheta = 1, \quad \gamma = 1, \quad \mathcal{H} = 0. \quad (135)$$

Consequently, the term associated with magnetic fields vanishes, namely,

$$\mathcal{M} = 0. \quad (136)$$

Defining

$$\mathcal{B}^1 = -\frac{Gm^2}{4\pi r^4 P_T} \frac{\rho}{\rho_m}, \quad (137a)$$

$$\mathcal{B}^2 = -\frac{Gm(\rho - \rho_m)}{2r P_T} \frac{\rho}{\rho_m}, \quad (137b)$$

$$\mathcal{B}^3 = -\frac{m}{4\pi r^3 \rho_m}, \quad (137c)$$

we can rewrite Θ as follows

$$\begin{aligned} \Theta = & \mathcal{B}^1 \frac{\ln 10 \cot \theta}{2} \frac{\partial r'}{\partial \theta} \left(1 - \frac{\ln 10 \cot \theta}{2} \frac{\partial r'}{\partial \theta} \right)^{-1} \\ & + \mathcal{B}^2 \left(1 - \frac{\ln 10 \cot \theta}{2} \frac{\partial r'}{\partial \theta} \right)^{-1} \\ & + \mathcal{B}^3 \frac{\ln 10 \cot \theta}{2} \frac{\partial P'}{\partial \theta} \left(1 - \frac{\ln 10 \cot \theta}{2} \frac{\partial r'}{\partial \theta} \right)^{-1}. \end{aligned} \quad (138)$$

Solving this case will provide us with a standard 2-D stellar model.

4.2. $\mathbf{B} = (0, 0, B_\phi)$

Since B_ϕ is assumed to depend upon only r and θ , Eq. (134) is satisfied for any arbitrary function $B_\phi = B_\phi(r, \theta)$. In this case, since

$$\chi = B_\phi^2 / (8\pi\rho),$$

$$\vartheta = 2,$$

$$\gamma = 2,$$

we have

$$B_r = 0, \quad (139a)$$

$$B_\theta = 0, \quad (139b)$$

$$B_\phi = (8\pi\chi\rho)^{1/2}. \quad (139c)$$

Substituting them into Eqs. (129a-129b), we obtain

$$H_r = -2\chi\rho/r, \quad (140a)$$

$$H_\theta = H_r \cot \theta. \quad (140b)$$

Substituting them into Eq. (125b), we obtain

$$\mathcal{M} = -\mathcal{B}^4 \left(1 + \frac{1}{2} \cot^2 \theta\right) \left(1 - \frac{\ln 10 \cot \theta}{2} \frac{\partial r'}{\partial \theta}\right)^{-1}, \quad (141)$$

where

$$\mathcal{B}^4 = \frac{m}{2\pi r^3 \rho_m} \frac{\chi \rho}{P_T}. \quad (142)$$

4.3. $\mathbf{B} = (0, B_\theta, 0)$

Eq. (134) requires

$$\frac{\partial(\sin \theta B_\theta)}{\partial \theta} = 0. \quad (143)$$

This leads to

$$B_\theta = B(r)/\sin \theta, \quad (144)$$

where $B(r)$ is an arbitrary function of r .

In this case, since

$$\chi = B_\theta^2/(8\pi\rho),$$

$$\vartheta = 1,$$

$$\gamma = 2,$$

we have

$$B_r = 0, \quad (145a)$$

$$B_\theta = (8\pi\chi\rho)^{1/2}, \quad (145b)$$

$$B_\phi = 0. \quad (145c)$$

Eq. (144) requires that $B = (8\pi\chi\rho)^{1/2} \sin \theta$ does not depend upon θ .

In order to calculate \mathcal{M} , we have to calculate \mathcal{H}_r and \mathcal{H}_θ first. Substituting Eqs. (145a-145c) into Eqs. (129a-129b), we obtain

$$H_r = -2\chi\rho/r, \quad (146a)$$

$$H_\theta = \frac{1}{4\pi r} \frac{1}{2} \left(\frac{\partial B_\theta^2}{\partial \theta} \right)_r \quad (146b)$$

$$= \ln 10 \frac{\chi\rho}{r} \left[\left(\frac{\partial \rho'}{\partial \theta} + \frac{\partial \chi'}{\partial \theta} \right)_m - \frac{4\pi r^3 \rho_m}{m} \left(\frac{\partial \rho'}{\partial s} + \frac{\partial \chi'}{\partial s} \right) \left(\frac{\partial r'}{\partial \theta} \right)_m \right]. \quad (146c)$$

Substituting them into Eq. (125b), we obtain \mathcal{M} :

$$\begin{aligned} \mathcal{M} = & -\mathcal{B}^4 \left[1 - \frac{\ln 10 \cot \theta}{2} \left(\frac{\partial \rho'}{\partial \theta} + \frac{\partial \chi'}{\partial \theta} \right) \right] \left(1 - \frac{\ln 10 \cot \theta}{2} \frac{\partial r'}{\partial \theta} \right)^{-1} \\ & - \mathcal{B}^5 \left(\frac{\partial \rho'}{\partial s} + \frac{\partial \chi'}{\partial s} \right) \frac{\ln 10 \cot \theta}{2} \frac{\partial r'}{\partial \theta} \left(1 - \frac{\ln 10 \cot \theta}{2} \frac{\partial r'}{\partial \theta} \right)^{-1}, \end{aligned} \quad (147)$$

where

$$\mathcal{B}^5 = \chi\rho/P_T. \quad (148)$$

4.4. $\mathbf{B} = (B_r, 0, 0)$

In this case, since

$$\chi = B_r^2/(8\pi\rho),$$

$$\vartheta = 2,$$

$$\gamma = 1,$$

we have

$$B_r = (8\pi\chi\rho)^{1/2}, \quad (149a)$$

$$B_\theta = 0, \quad (149b)$$

$$B_\phi = 0. \quad (149c)$$

Eq. (134) requires

$$\frac{\partial(r^2 B_r)}{\partial r} = 0. \quad (150)$$

This leads to

$$B_r = B(\theta)/r^2, \quad (151)$$

where $B(\theta)$ is an arbitrary function of θ . Therefore, we know

$$B = (8\pi\chi\rho)^{1/2}r^2 \quad (152)$$

varies with only θ .

Substituting Eqs. (149a-149c) into Eqs. (129a-129b), we obtain

$$\begin{aligned} H_r &= \frac{4\pi r^3 \rho_m}{m} \frac{\chi \rho}{r} \left(\frac{\partial \rho'}{\partial s} + \frac{\partial \chi'}{\partial s} \right), \\ H_\theta &= 0. \end{aligned}$$

Substituting them into Eq. (125b), we obtain \mathcal{M} :

$$\mathcal{M} = \mathcal{B}^5 \left(\frac{\partial \rho'}{\partial s} + \frac{\partial \chi'}{\partial s} \right) \left(1 - \frac{\ln 10 \cot \theta}{2} \frac{\partial r'}{\partial \theta} \right)^{-1}. \quad (153)$$

4.5. $\mathbf{B} = (0, B_\theta, B_\phi)$

In this case, since

$$\begin{aligned} \chi &= (B_\theta^2 + B_\phi^2)/(8\pi\rho), \\ \vartheta &= 1 + \frac{B_\phi^2}{B_\theta^2 + B_\phi^2}, \\ \gamma &= 2, \end{aligned}$$

we have

$$B_r = 0, \quad (154a)$$

$$B_\theta = [8\pi(2 - \vartheta)\chi\rho]^{1/2}, \quad (154b)$$

$$B_\phi = [8\pi(\vartheta - 1)\chi\rho]^{1/2}. \quad (154c)$$

Eq. (134) requires

$$\frac{\partial(\sin \theta B_\theta)}{\partial \theta} = 0. \quad (155)$$

This leads to

$$B_\theta = B(r)/\sin \theta, \quad (156)$$

where $B(r)$ is an arbitrary function of r . Therefore, we have the constraint that $[8\pi(2 - \vartheta)\chi\rho]^{1/2} \sin \theta$ depend only upon r .

Substituting Eqs. (154a-154c) into Eqs. (129a-129b), we obtain

$$H_r = -2\chi\rho/r, \quad (157a)$$

$$\begin{aligned} H_\theta &= -\frac{2\chi\rho}{r}(\vartheta - 1) \cot \theta + \frac{1}{r} \left\{ \frac{\partial}{\partial \theta} [(2 - \vartheta)\chi\rho] \right\}_r \\ &= -\frac{2\chi\rho}{r}(\vartheta - 1) \cot \theta + \frac{1}{r} \left\{ \frac{\partial}{\partial \theta} [(2 - \vartheta)\chi\rho] \right\}_m \\ &\quad - \frac{\ln 10}{r} \frac{4\pi r^3 \rho_m}{m} \left(\frac{\partial r'}{\partial \theta} \right)_m \frac{\partial}{\partial s} [(2 - \vartheta)\chi\rho]. \end{aligned} \quad (157b)$$

Substituting these expressions into Eq. (125b), we obtain

$$\begin{aligned} \mathcal{M} &= -\mathcal{B}^6 \left(1 - \frac{\ln 10 \cot \theta}{2} \frac{\partial r'}{\partial \theta} \right)^{-1} \\ &\quad + \mathcal{B}^7 \frac{\ln 10 \cot \theta}{2} \left(\frac{\partial \chi'}{\partial \theta} + \frac{\partial \rho'}{\partial \theta} + \frac{\partial \vartheta''}{\partial \theta} \right) \left(1 - \frac{\ln 10 \cot \theta}{2} \frac{\partial r'}{\partial \theta} \right)^{-1} \\ &\quad - \mathcal{B}^8 \left(\frac{\partial \chi'}{\partial s} + \frac{\partial \rho'}{\partial s} + \frac{\partial \vartheta''}{\partial s} \right) \frac{\ln 10 \cot \theta}{2} \frac{\partial r'}{\partial \theta} \left(1 - \frac{\ln 10 \cot \theta}{2} \frac{\partial r'}{\partial \theta} \right)^{-1}, \end{aligned} \quad (158)$$

where

$$\begin{aligned} \mathcal{B}^6 &= \mathcal{B}^4 \left[1 + \frac{1}{2}(\vartheta - 1) \cot^2 \theta \right], \\ \mathcal{B}^7 &= \mathcal{B}^4 (2 - \vartheta), \\ \mathcal{B}^8 &= \mathcal{B}^5 (2 - \vartheta), \\ \frac{\partial \vartheta''}{\partial s} &= \frac{\partial}{\partial s} \log(2 - \vartheta), \\ \frac{\partial \vartheta''}{\partial \theta} &= \frac{\partial}{\partial \theta} \log(2 - \vartheta). \end{aligned}$$

4.6. $\mathbf{B} = (B_r, B_\theta, 0)$

In this case, since

$$\begin{aligned} \chi &= (B_r^2 + B_\theta^2)/(8\pi\rho), \\ \vartheta &= 1 + \frac{B_r^2}{B_r^2 + B_\theta^2}, \\ \gamma &= 1 + \frac{B_\theta^2}{B_r^2 + B_\theta^2}, \end{aligned}$$

we have

$$B_r = [8\pi(2 - \gamma)\chi\rho]^{1/2}, \quad (159a)$$

$$B_\theta = [8\pi(2 - \vartheta)\chi\rho]^{1/2}, \quad (159b)$$

$$B_\phi = 0. \quad (159c)$$

We have used the fact that

$$\gamma + \vartheta = 3. \quad (160)$$

A meaningful magnetic field should satisfy Eq. (134). For example, $r^2 B_r$ does not vary with r and $\sin\theta B_\theta$ does not vary with θ .

Substituting Eqs. (159a-159c) into Eqs. (129a-129b), we obtain

$$\begin{aligned} H_r &= -(2 - \vartheta) \frac{2\chi\rho}{r} + (2 - \gamma) \frac{4\pi r^3 \rho_m \chi\rho}{m} \left(\frac{\partial\chi'}{\partial s} + \frac{\partial\rho'}{\partial s} + \frac{\partial\gamma''}{\partial s} \right) \\ &\quad + \ln 10 [(2 - \gamma)(2 - \vartheta)]^{1/2} \frac{\chi\rho}{r} \left(\frac{\partial\chi'}{\partial\theta} + \frac{\partial\rho'}{\partial\theta} + \frac{\partial\gamma''}{\partial\theta} \right) \\ &\quad - \ln 10 [(2 - \gamma)(2 - \vartheta)]^{1/2} \frac{\chi\rho}{r} \frac{4\pi r^3 \rho_m}{m} \frac{\partial r'}{\partial\theta} \left(\frac{\partial\chi'}{\partial s} - \frac{\partial\rho'}{\partial s} + \frac{\partial\gamma''}{\partial s} \right), \\ H_\theta &= [(2 - \gamma)(2 - \vartheta)]^{1/2} \frac{2\chi\rho}{r} \\ &\quad + [(2 - \gamma)(2 - \vartheta)]^{1/2} \frac{4\pi r^3 \rho_m \chi\rho}{m} \left(\frac{\partial\chi'}{\partial s} + \frac{\partial\rho'}{\partial s} + \frac{\partial\vartheta''}{\partial s} \right) \\ &\quad + \ln 10 (2 - \vartheta) \frac{\chi\rho}{r} \left(\frac{\partial\chi'}{\partial\theta} + \frac{\partial\rho'}{\partial\theta} + \frac{\partial\vartheta''}{\partial\theta} \right) \\ &\quad - \ln 10 (2 - \vartheta) \frac{\chi\rho}{r} \frac{4\pi r^3 \rho_m}{m} \frac{\partial r'}{\partial\theta} \left(\frac{\partial\chi'}{\partial s} + \frac{\partial\rho'}{\partial s} + \frac{\partial\vartheta''}{\partial s} \right), \end{aligned}$$

Substituting these expressions into Eq. (125b), we obtain

$$\begin{aligned} \mathcal{M} &= -\mathcal{B}^9 \left(1 - \frac{1}{2} \cot\theta \frac{\partial r'}{\partial\theta} \right)^{-1} + \mathcal{B}^{10} \left(\frac{\partial\rho'}{\partial s} + \frac{\partial\chi'}{\partial s} + \frac{\partial\gamma''}{\partial s} \right) \left(1 - \frac{\ln 10 \cot\theta}{2} \frac{\partial r'}{\partial\theta} \right)^{-1} \\ &\quad - \mathcal{B}^{11} \frac{\partial r'}{\partial\theta} \left(\frac{\partial\chi'}{\partial s} + \frac{\partial\rho'}{\partial s} + \frac{\partial\gamma''}{\partial s} \right) \left(1 - \frac{\ln 10 \cot\theta}{2} \frac{\partial r'}{\partial\theta} \right)^{-1} \\ &\quad + \mathcal{B}^{12} \left(\frac{\partial\chi'}{\partial\theta} + \frac{\partial\rho'}{\partial\theta} + \frac{\partial\gamma''}{\partial\theta} \right) \left(1 - \frac{\ln 10 \cot\theta}{2} \frac{\partial r'}{\partial\theta} \right)^{-1} \\ &\quad + \mathcal{B}^{13} \left(\frac{\partial\chi'}{\partial s} + \frac{\partial\rho'}{\partial s} + \frac{\partial\vartheta''}{\partial s} \right) \left(1 - \frac{\ln 10 \cot\theta}{2} \frac{\partial r'}{\partial\theta} \right)^{-1} \end{aligned}$$

$$\begin{aligned}
& -\mathcal{B}^{14} \left(\frac{\partial \chi'}{\partial s} + \frac{\partial \rho'}{\partial s} + \frac{\partial \vartheta''}{\partial s} \right) \frac{\ln 10 \cot \theta}{2} \frac{\partial r'}{\partial \theta} \left(1 - \frac{\ln 10 \cot \theta}{2} \frac{\partial r'}{\partial \theta} \right)^{-1} \\
& + \mathcal{B}^{15} \frac{\ln 10 \cot \theta}{2} \left(\frac{\partial \chi'}{\partial \theta} + \frac{\partial \rho'}{\partial \theta} + \frac{\partial \vartheta''}{\partial \theta} \right) \left(1 - \frac{\ln 10 \cot \theta}{2} \frac{\partial r'}{\partial \theta} \right)^{-1},
\end{aligned} \tag{162}$$

where

$$\begin{aligned}
\mathcal{B}^9 &= \mathcal{B}^4 \left\{ (2 - \vartheta) - \frac{\cot \theta}{2} [(2 - \gamma)(2 - \vartheta)]^{1/2} \right\}, \\
\mathcal{B}^{10} &= \mathcal{B}^5 (2 - \gamma), \\
\mathcal{B}^{11} &= \ln 10 \mathcal{B}^5 [(2 - \vartheta)(2 - \gamma)]^{1/2}, \\
\mathcal{B}^{12} &= \frac{\ln 10}{2} \mathcal{B}^4 [(2 - \vartheta)(2 - \gamma)]^{1/2}, \\
\mathcal{B}^{13} &= \frac{1}{2} \mathcal{B}^5 \cot \theta [(2 - \vartheta)(2 - \gamma)]^{1/2}, \\
\mathcal{B}^{14} &= \mathcal{B}^8, \\
\mathcal{B}^{15} &= \mathcal{B}^7, \\
\frac{\partial \gamma''}{\partial s} &= \frac{\partial}{\partial s} \log(2 - \gamma), \\
\frac{\partial \gamma''}{\partial \theta} &= \frac{\partial}{\partial \theta} \log(2 - \gamma).
\end{aligned}$$

4.7. $\mathbf{B} = (B_r, 0, B_\phi)$

In this case, since

$$\begin{aligned}
\chi &= (B_r^2 + B_\theta^2)/(8\pi\rho), \\
\vartheta &= 2, \\
\gamma &= 1 + \frac{B_\phi^2}{B_r^2 + B_\phi^2},
\end{aligned}$$

we have

$$B_r = [8\pi(2 - \gamma)\chi\rho]^{1/2}, \tag{163a}$$

$$B_\theta = 0, \tag{163b}$$

$$B_\phi = [8\pi(\gamma - 1)\chi\rho]^{1/2}. \tag{163c}$$

A meaningful magnetic field should satisfy Eq. (134), which requires that $r^2 B_r$ not to vary with r .

Substituting Eqs. (163a-163c) into Eqs. (129a-129b), we obtain

$$\begin{aligned} H_r &= -(\gamma - 1) \frac{2\chi\rho}{r} + \frac{4\pi r^3 \rho_m}{m} \frac{\chi\rho}{r} (2 - \gamma) \left(\frac{\partial\rho'}{\partial s} + \frac{\partial\chi'}{\partial s} + \frac{\partial\gamma''}{\partial s} \right), \\ H_\theta &= -(\gamma - 1) \frac{2\chi\rho}{r} \cot\theta. \end{aligned}$$

Substituting these expressions into Eq. (125b), we obtain

$$\mathcal{M} = -\mathcal{B}^{16} \left(1 - \frac{1}{2} \cot\theta \frac{\partial r'}{\partial\theta} \right)^{-1} + \mathcal{B}^{10} \left(\frac{\partial\rho'}{\partial s} + \frac{\partial\chi'}{\partial s} + \frac{\partial\gamma''}{\partial s} \right) \left(1 - \frac{1}{2} \cot\theta \frac{\partial r'}{\partial\theta} \right)^{-1}, \quad (164)$$

where

$$\mathcal{B}^{16} = \mathcal{B}^4 (\gamma - 1) \left(1 + \frac{1}{2} \cot^2\theta \right).$$

4.8. $\mathbf{B} = (B_r, B_\theta, B_\phi)$

This is the general case, in which all magnetic field parameters χ , ϑ and γ are variables. Therefore, we use the general expressions for B_r , B_θ and B_ϕ given at the beginning of this section. Substituting Eqs. (133a-133c) into Eqs. (129a-129b) to calculate H_r and H_θ , we obtain

$$\begin{aligned} H_r &= -(\gamma - 1) \frac{2\chi\rho}{r} + (2 - \gamma) \frac{4\pi r^3 \rho_m}{m} \frac{\chi\rho}{r} \left(\frac{\partial\rho'}{\partial s} + \frac{\partial\chi'}{\partial s} + \frac{\partial\gamma''}{\partial s} \right) \\ &\quad + \ln 10 [(2 - \gamma)(2 - \vartheta)]^{1/2} \frac{\chi\rho}{r} \left(\frac{\partial\chi'}{\partial\theta} + \frac{\partial\rho'}{\partial\theta} + \frac{\partial\gamma''}{\partial\theta} \right) \\ &\quad - \ln 10 [(2 - \gamma)(2 - \vartheta)]^{1/2} \frac{4\pi r^3 \rho_m}{m} \frac{\chi\rho}{r} \frac{\partial r'}{\partial\theta} \left(\frac{\partial\chi'}{\partial s} + \frac{\partial\rho'}{\partial s} + \frac{\partial\gamma''}{\partial s} \right), \\ H_\theta &= [(2 - \gamma)(2 - \vartheta)]^{1/2} \frac{2\chi\rho}{r} - (\gamma + \vartheta - 3) \frac{2\chi\rho}{r} \cot\theta \\ &\quad + [(2 - \gamma)(2 - \vartheta)]^{1/2} \frac{4\pi r^3 \rho_m}{m} \frac{\chi\rho}{r} \left(\frac{\partial\chi'}{\partial s} + \frac{\partial\rho'}{\partial s} + \frac{\partial\vartheta''}{\partial s} \right) \\ &\quad + \ln 10 (2 - \vartheta) \frac{\chi\rho}{r} \left(\frac{\partial\rho'}{\partial\theta} + \frac{\partial\chi'}{\partial\theta} + \frac{\partial\vartheta''}{\partial\theta} \right) \\ &\quad - \ln 10 (2 - \vartheta) \frac{4\pi r^3 \rho_m}{m} \frac{\chi\rho}{r} \frac{\partial r'}{\partial\theta} \left(\frac{\partial\rho'}{\partial s} + \frac{\partial\chi'}{\partial s} + \frac{\partial\vartheta''}{\partial s} \right). \end{aligned}$$

Substituting these expressions into Eq. (125b), we obtain

$$\mathcal{M} = -\mathcal{B}^{17} \left(1 - \frac{1}{2} \cot\theta \frac{\partial r'}{\partial\theta} \right)^{-1} + \mathcal{B}^{10} \left(\frac{\partial\rho'}{\partial s} + \frac{\partial\chi'}{\partial s} + \frac{\partial\gamma''}{\partial s} \right) \left(1 - \frac{\ln 10 \cot\theta}{2} \frac{\partial r'}{\partial\theta} \right)^{-1}$$

$$\begin{aligned}
& -\mathcal{B}^{11} \frac{\partial r'}{\partial \theta} \left(\frac{\partial \chi'}{\partial s} + \frac{\partial \rho'}{\partial s} + \frac{\partial \gamma''}{\partial s} \right) \left(1 - \frac{\ln 10 \cot \theta}{2} \frac{\partial r'}{\partial \theta} \right)^{-1} \\
& +\mathcal{B}^{12} \left(\frac{\partial \chi'}{\partial \theta} + \frac{\partial \rho'}{\partial \theta} + \frac{\partial \gamma''}{\partial \theta} \right) \left(1 - \frac{\ln 10 \cot \theta}{2} \frac{\partial r'}{\partial \theta} \right)^{-1} \\
& +\mathcal{B}^{13} \left(\frac{\partial \chi'}{\partial s} + \frac{\partial \rho'}{\partial s} + \frac{\partial \vartheta''}{\partial s} \right) \left(1 - \frac{\ln 10 \cot \theta}{2} \frac{\partial r'}{\partial \theta} \right)^{-1} \\
& -\mathcal{B}^{14} \left(\frac{\partial \chi'}{\partial s} + \frac{\partial \rho'}{\partial s} + \frac{\partial \vartheta''}{\partial s} \right) \frac{\ln 10 \cot \theta}{2} \frac{\partial r'}{\partial \theta} \left(1 - \frac{\ln 10 \cot \theta}{2} \frac{\partial r'}{\partial \theta} \right)^{-1} \\
& +\mathcal{B}^{15} \frac{\ln 10 \cot \theta}{2} \left(\frac{\partial \chi'}{\partial \theta} + \frac{\partial \rho'}{\partial \theta} + \frac{\partial \vartheta''}{\partial \theta} \right) \left(1 - \frac{\ln 10 \cot \theta}{2} \frac{\partial r'}{\partial \theta} \right)^{-1}, \tag{165}
\end{aligned}$$

where

$$\mathcal{B}^{17} = \mathcal{B}^4 \left\{ \gamma - 1 - \frac{1}{2} \cot \theta [(2 - \gamma)(2 - \vartheta)]^{1/2} + (\gamma + \vartheta - 3) \frac{1}{2} \cot^2 \theta \right\}. \tag{166}$$

Realistic magnetic fields in the stellar interior should satisfy the Maxwell equations. One of them is the divergence-free condition specified by Eq. (134). Using the coordinate (m, θ) , this equation reads

$$\frac{4\pi r \rho \sin \theta}{m} \frac{\partial(r^2 B_r)}{\partial s} + \frac{\partial(\sin \theta B_\theta)}{\partial \theta} = O(2). \tag{167}$$

Assuming $B_r = B_r(r)$, we obtain by solving this equation for $B_\theta(r, \theta)$,

$$B_\theta(r, \theta) = -\frac{4\pi r \rho}{m} \frac{d}{ds} [r^2 B_r(r)] \frac{\theta}{\sin \theta}. \tag{168}$$

So far, we have finished the coordinate transformation from (r, θ) to (m, θ) . This allows us to use the analytical formula, for instance, Θ and \mathcal{M} , to describe the two-dimensional effects. This effort has at least the following rewards

- We can control the approximations by neglecting certain terms.
- We can understand if certain factor(s) play an important role by including or excluding the corresponding term(s) in the numerical calculations.
- We may use the existing technique to numerically solve the two-dimensional stellar structure equations.
- We can use the analytical expressions to calculate the matrix element coefficients for the linearization correction equations.

We'll make use of these advantages below.

5. Boundary conditions

As usual in mathematical physics, the boundary conditions constitute a serious part of the whole problem, and their influence on the solutions is not easy to foresee. In the one-dimensional stellar model calculations, the boundary conditions cannot be specified at one end of the interval $[0, M_{\text{tot}}]$ only, but rather are split into some that are given at the center and some near the surface of the star. The central conditions are simple, whereas the surface conditions involve observable quantities. The boundaries in the angular direction are located at $\theta = 0$ and either $\theta = \pi/2$ or $\theta = \pi$. We'll follow Deupree (1990) in using symmetry conditions to determine them. Otherwise, the treatment of the boundary conditions is as described in Prather (1976) and as implemented in YREC (Pinsonneault 1988).

5.1. Central conditions

Two boundary conditions can be specified for the center, defined by $m = 0$:

$$m = 0 : \quad r = 0, \quad L = 0. \quad (169)$$

Rewriting Eq. (124a) as follows

$$dr^3 = \frac{3}{4\pi\rho_m} dm, \quad (170)$$

we can integrate it over a small mass interval $[0, m]$ in which $\rho_m = \rho_{mc}$ can be considered to be constant. The result

$$r = \left(\frac{3}{4\pi\rho_{mc}} \right)^{1/3} m^{1/3} \quad (171)$$

can be considered to be the first term in a series expansion of r around $m = 0$. Taking the logarithm, we obtain

$$r' = \frac{1}{3} [s - \ln(4\pi\rho_m/3)]. \quad (172)$$

A corresponding integration of Eq. (124d) yields

$$L' = \ln 10 \cdot (m/L_\odot)(\epsilon - TdS_T/dt)(\rho/\rho_m). \quad (173)$$

In both cases we have used the proper boundary conditions (169) by taking the lower limit of integration to be zero.

Eqs. (172-173) are two central boundary conditions that are equivalent to Eq. (169).

5.2. Surface boundary conditions

5.2.1. 1-D surface boundary conditions

Nothing is a priori known about the central values of pressure P_c and temperature T_c . So we need to define the surface and specify the surface values of pressure and temperature.

In principle, we can use a definition for the surface such as

$$m = M_{\text{tot}}. \quad (174)$$

However, since near the surface m does not change much, this definition is not accurate enough. The theory of stellar atmospheres suggests the use of the photosphere, from where the bulk of the radiation is emitted into space:

$$T = T_{\text{eff}}, \quad (175)$$

where T_{eff} is the effective temperature. The optical depth τ_s of the overlying layers,

$$\tau = \int_R^\infty \kappa \rho dr$$

is equal to 2/3 for the Eddington approximation,

$$T^4 = \frac{3}{4} T_{\text{eff}}^4 \left(\tau + \frac{2}{3} \right). \quad (176)$$

where R is the total stellar radius. In contrast, the optical depth $\tau_s = 0.312155$ of the overlying layers is different than 2/3 if the atmosphere is assumed to obey a scaled solar $T(\tau)$ relation given by Krishna-Swamy (1966)

$$T^4(\tau) = \frac{3}{4} T_{\text{eff}}^4 [\tau + 1.39 - 0.815 \exp(-2.54\tau) - 0.025 \exp(-30.0\tau)]. \quad (177)$$

Since T_{eff} is the temperature of that black body that yields the same surface flux of energy as the star, then

$$m = M_{\text{tot}} : \quad L_s = 4\pi R^2 \sigma T_{\text{eff}}^4, \quad (178)$$

where $\sigma = ac/4$ is the Stefan-Boltzmann constant of radiation, L_s is the total luminosity. This is one of two surface boundary conditions.

The second surface boundary condition is the hydrostatic equilibrium condition: the pressure at the surface is given by the weight of the matter above. We can well approximate

the gravitational acceleration by the constant value $g_0 = GM_{\text{tot}}/R^2$, since the bulk of the matter above the surface is anyway very close to the photosphere. We hence have

$$m = M_{\text{tot}} : \quad P_s = \int_R^\infty g \rho dr = \frac{GM_{\text{tot}}}{R^2} I, \quad (179)$$

where the integration

$$I = \int_0^{\tau_s} \frac{1}{\kappa} d\tau$$

is calculated in the following way: the starting values of (P_0, τ_0) are chosen by selecting a small density ρ_0 and then computing,

$$P_0 = (a/3)T_0^4 + \rho_0 \mathcal{R}T_0,$$

where $T_0 \equiv T(\tau = 0)$. Then (P_0, τ_0) gives ρ_1 which gives $\kappa_0(\rho_1, T_0)$ which gives $\tau_1 = \kappa_0 P_0 / g$ or $\delta\tau = \tau_1 - \tau_0$. Thus we have $I_0 = \delta\tau / \kappa_0$. Then redefining $\tau_0 = \tau_1$ and $\rho_0 = \rho_1$. This method could be iterated upon by redefining $T_0 = T(\tau_0)$ and so forth:

$$I = I_0 + \frac{1}{2} \left(\frac{1}{\kappa_0} + \frac{1}{\kappa_1} \right) \delta\tau + \dots$$

Sufficient accuracy was achieved in the atmosphere integration by choosing a small enough ρ_0 (e.g., $\rho_0 = 10^{-10}$) such that $\tau < 10^{-4}$.

From the calculation description, we can see that $I = I(P_s, T_{\text{eff}})$. However, we do not know the explicit expression. Therefore, we cannot directly use Eqs. (178) and (179) as our surface boundary conditions. Instead, we solve the following system (Kippenhahn 1967),

$$\begin{pmatrix} P'_1 & T'_1 & 1 \\ P'_2 & T'_2 & 1 \\ P'_3 & T'_3 & 1 \end{pmatrix} \begin{pmatrix} a_1 & a_4 & a_7 \\ a_2 & a_5 & a_8 \\ a_3 & a_6 & a_9 \end{pmatrix} = \begin{pmatrix} R'_1 & \ln L_1 & T'_{\text{eff}1} \\ R'_2 & \ln L_2 & T'_{\text{eff}2} \\ R'_3 & \ln L_3 & T'_{\text{eff}3} \end{pmatrix} \quad (180)$$

for the a'_i s which are used for the surface boundary conditions,

$$R' = a_1 P' + a_2 T' + a_3, \quad (181a)$$

$$\ln L = a_4 P' + a_5 T' + a_6, \quad (181b)$$

and for the calculation of the effective temperature,

$$T'_{\text{eff}} = a_7 P' + a_8 T' + a_9. \quad (182)$$

Here, the (P', T') refer to the values at the outermost mass point in the model. The last three equations can be considered to be the first term in the series expansions of Eqs. (178-179).

The initial model with an estimated $(\ln L^*, T'_{\text{eff}}^*)$ is triangulated in the $(\ln L, T'_{\text{eff}})$ -plane by constructing three atmospheres of the form

$$\begin{aligned} A1 : & (\ln L^* - \frac{1}{2}\Delta_L, T'_{\text{eff}}^* + \frac{1}{2}\Delta_T) \\ A2 : & (\ln L^* - \frac{1}{2}\Delta_L, T'_{\text{eff}}^* - \frac{1}{2}\Delta_T) \\ A3 : & (\ln L^* + \frac{1}{2}\Delta_L, T'_{\text{eff}}^*). \end{aligned}$$

If subsequent models or if the model itself during convergence moves significantly out of the triangle, the triangle is flipped until it once again constrains the model. The decision as to which point of the triangle should be flipped (if any) can be made by testing,

$$c_i = f[(\ln L_{i+1} - \ln L_{i+2})(T'_{\text{eff}} - T'_{\text{eff}_{i+1}}) + (T'_{\text{eff}_{i+2}} - T'_{\text{eff}_{i+1}})(\ln L - \ln L_{i+1})],$$

where $f = \pm 1$ is the orientation of the triangle (e.g., in the example given $f = +1$) and $\{i, i+1, i+2\}$ is $\{123\}$, $\{231\}$ or $\{312\}$. The value of c_i is tested against $\epsilon\Delta_L\Delta_T$ where setting $\epsilon = 0$ gives exact triangulation and $\epsilon > 0$ allows the point $(\ln L, T'_{\text{eff}})$ to be at most ϵ of a triangle outside. Begin testing with $i = 1$ to 3, if $c_i < -\epsilon\Delta_L\Delta_T$ then flip point i ,

$$\begin{aligned} \ln L_i & \Leftarrow \ln L_{i+1} + \ln L_{i+2} - \ln L_i, \\ T'_{\text{eff}_i} & \Leftarrow T'_{\text{eff}_{i+1}} + T'_{\text{eff}_{i+2}} - T'_{\text{eff}_i}, \\ f & \Leftarrow -f \end{aligned}$$

and repeat the testing again starting with $i = 1$ until c_i passes for $i = 1$ to 3. The atmospheres that have been flipped are then recomputed as are all the coefficients a_i .

This treatment of the surface boundary conditions is the same as that in one-dimensional model calculation, except that we move the fitting point to the surface where $T = T_{\text{eff}}$. Therefore, we do not need an envelope integration. This has been tested for the one-dimensional model calculations and it turns out to be acceptable. This saves much computation time in the two-dimensional case.

Our surface boundary conditions are much more complicated than Deupree's (1990) because our applications to the Sun are very sensitive to the surface conditions.

5.2.2. Deupree's 2-D surface boundary conditions (Deupree 1990)

In his two-dimensional rotational models, Deupree (1990) uses the following surface boundary conditions:

$$\rho = \rho_{\text{ref}}, \quad T = T_{\text{ref}},$$

where ρ_{ref} and T_{ref} are reference density and temperature, respectively. The most difficult part of using these surface boundary condition is how to select the reference density and temperature at the surface.

Unlike Deupree, we use P_T and T as independent thermodynamical variables. Since $\rho = \rho(P_T, T)$, the equivalent surface boundary condition is

$$P_T = P_{\text{ref}}, \quad T = T_{\text{ref}}. \quad (183)$$

In order to compare this with the standard surface boundary condition given above, we use the surface values of P_T and T obtained by using the standard surface boundary condition for the current Sun as the reference. Fig. 1 shows the reference values as functions of age and their polynomial fits. The fitting formulas are:

$$P_{\text{ref}} = \begin{cases} 73695.514 - 9004.5498 \cdot t + 13898.511 \cdot t^2 & 0 \leq t \leq 0.27 \\ 72777.060 - 2211.7088 \cdot t - 49.075155 \cdot t^2 & 0.27 \leq t \leq 4.55 \end{cases} \quad (184a)$$

$$T_{\text{ref}} = \begin{cases} 5647.8836 + 266.07365 \cdot t - 539.35360 \cdot t^2 & 0 \leq t \leq 0.27 \\ 5673.6126 + 28.625469 \cdot t - 1.1516435 \cdot t^2 & 0.27 \leq t \leq 4.55 \end{cases} \quad (184b)$$

The age t is in giga year.

5.3. Polar boundary conditions

Eqs. (124b-124e) are singular at the poles ($\theta = 0$ and π) because of Θ , \mathcal{M} , \mathcal{F}_θ , and u_θ . However, if $\partial r'/\partial\theta = 0$, the singularity due to Θ will disappear. In order to guarantee $\partial r'/\partial\theta = 0$, we also need to zero the other derivatives. Therefore, we require

$$\frac{\partial r'}{\partial\theta} = \frac{\partial L'}{\partial\theta} = \frac{\partial P'}{\partial\theta} = \frac{\partial T'}{\partial\theta} = 0 \quad (185)$$

at the poles. In order to remove the singularity due to \mathcal{M} , we have to zero χ at the poles, namely,

$$\chi = 0 \quad (186)$$

at the poles. Eqs. (185-186) are the polar boundary conditions. Eq. (185) are similar to Deupree's (1990) polar boundary conditions, which are the symmetry conditions.

5.4. Equatorial conditions

Eqs. (124a-124d) show that the two-dimensional stellar structure equations are not singular at the equator. Therefore, there are no special constraints there. If we neglect

$O(2)$ in Eqs. (124b, 124c), the two-dimensional stellar structure equations are a set of first-order differential equations. Since we have already specified four boundary conditions at the north pole ($\theta = 0$), we do not need extra boundary conditions at the equator. If we want to include those terms that contain those second-order derivatives in $O(2)$, we have to specify four equatorial boundary conditions or five polar boundary conditions at the south pole ($\theta = \pi$). We do not include those second-order derivatives in $O(2)$ in this paper for the following reasons:

- They are much smaller corrections than the retained;
- They may cause a much bigger numerical error than the actual corrections;
- They require a totally different method of solution (e.g., Deupree 1990).

6. Method of solution

6.1. Linearization of the two-dimensional stellar structure equations

The dependent variables to be solved for are pressure P_T , temperature T , radius r , luminosity L (hereafter we use L to replace L' , but remember that L is in solar units); the independent variables are chosen to be mass m (or $s = \ln m$) and angular coordinate θ . The magnetic field variables χ , ϑ , and γ are also dependent variables. However, since we do not introduce their governing equations (such as the dynamo equations), we consider them to be given. All units are in cgs, except for the luminosity that is in solar units.

The construction of a two-dimensional stellar model begins by dividing the star into M mass shells and N angular zones. The mass shells are assigned a value $s_i = \log m_i$, where m_i is the interior mass at the midpoint of shell i . The angular zones are assigned a value θ_j . A starting (or previous in evolutionary time) model is supplied with a run of $(P'_{ij}, T'_{ij}, r'_{ij}, L_{ij}, \chi'_{ij}, \vartheta_{ij}, \gamma_{ij})$ for $i=1$ to M and $j=1$ to N .

Here we take the general case $\mathbf{B} = (B_r, B_\theta, B_\phi)$ as the example to show how to solve the two-dimensional stellar structure equations. In order to write down the linearization equations, we introduce the following notations:

$$\mathcal{P} \equiv -\frac{Gm^2}{4\pi r^4 P_T} \frac{\rho}{\rho_m}, \quad (187a)$$

$$\mathcal{R} \equiv \frac{m}{4\pi r^3 \rho} \frac{\rho}{\rho_m}, \quad (187b)$$

$$\mathcal{T} \equiv \mathcal{P} \nabla, \quad (187c)$$

$$\mathcal{L} \equiv \frac{\ln 10}{L_\odot} m \left(\epsilon - T \frac{dS_T}{dt} \right) \frac{\rho}{\rho_m}, \quad (187d)$$

$$\mathcal{T}^\ell \equiv \mathcal{B}^i \nabla, \quad \ell = 1, 2, 3, 10, \dots, 15, 17 \quad (187e)$$

$$\mathcal{D}^1 \equiv \frac{\ln 10 \cdot \cot \theta}{2} \frac{\partial r'}{\partial \theta} \left(1 - \frac{\ln 10 \cdot \cot \theta}{2} \frac{\partial r'}{\partial \theta} \right)^{-1}, \quad (187f)$$

$$\mathcal{D}^2 \equiv \left(1 - \frac{\ln 10 \cdot \cot \theta}{2} \frac{\partial r'}{\partial \theta} \right)^{-1}, \quad (187g)$$

$$\mathcal{D}^3 \equiv \frac{\ln 10 \cdot \cot \theta}{2} \frac{\partial P'}{\partial \theta} \left(1 - \frac{\ln 10 \cdot \cot \theta}{2} \frac{\partial r'}{\partial \theta} \right)^{-1}, \quad (187h)$$

$$\mathcal{D}^{10} \equiv \mathcal{D}^2 \left(\frac{\partial \chi'}{\partial s} + \frac{\partial \rho'}{\partial s} + \frac{\partial \gamma''}{\partial s} \right), \quad (187i)$$

$$\mathcal{D}^{11} \equiv -\mathcal{D}^{10} \frac{\partial r'}{\partial \theta}, \quad (187j)$$

$$\mathcal{D}^{12} \equiv \mathcal{D}^2 \left(\frac{\partial \chi'}{\partial \theta} + \frac{\partial \rho'}{\partial \theta} + \frac{\partial \gamma''}{\partial \theta} \right), \quad (187k)$$

$$\mathcal{D}^{13} \equiv \mathcal{D}^2 \left(\frac{\partial \chi'}{\partial s} + \frac{\partial \rho'}{\partial s} + \frac{\partial \vartheta''}{\partial s} \right), \quad (187l)$$

$$\mathcal{D}^{14} \equiv -\mathcal{D}^1 \left(\frac{\partial \chi'}{\partial s} + \frac{\partial \rho'}{\partial s} + \frac{\partial \vartheta''}{\partial s} \right), \quad (187m)$$

$$\mathcal{D}^{15} \equiv -\mathcal{D}^2 \frac{\ln 10 \cot \theta}{2} \left(\frac{\partial \chi'}{\partial \theta} + \frac{\partial \rho'}{\partial \theta} + \frac{\partial \vartheta''}{\partial \theta} \right), \quad (187n)$$

$$\mathcal{D}^{17} \equiv -\mathcal{D}^2, \quad (187o)$$

$$\mathcal{F}^1 \equiv \frac{4ac \ln^2 10}{3L_\odot} \frac{mT^4}{r^2 \kappa \rho \rho_m} (1 + \lambda), \quad (187p)$$

$$\mathcal{F}^2 \equiv \frac{\ln^2 10}{2L_\odot} \frac{m}{r^2 \rho_m} \frac{\rho C_p T l_m v_{\text{conv}}}{1 + \gamma_0 v_{\text{conv}}}, \quad (187q)$$

$$\mathcal{F}^3 \equiv -\mathcal{F}^2 \nabla'_{\text{ad}}, \quad (187r)$$

$$\mathcal{F}^4 \equiv \mathcal{F}^1 \frac{Gm \nabla}{r P_T}, \quad (187s)$$

$$\mathcal{F}^5 \equiv \mathcal{F}^2 \frac{Gm \nabla}{r P_T}, \quad (187t)$$

$$\mathcal{F}^6 \equiv \mathcal{F}^3 \frac{Gm}{r P_T}. \quad (187u)$$

Consequently, the stellar structure equations in the general case can be rewritten as follows:

$$\frac{\partial P'}{\partial s} = \mathcal{P} + \sum_{i=1,2,3,10}^{15,17} \mathcal{B}^i \mathcal{D}^i + O(2), \quad (188a)$$

$$\frac{\partial T'}{\partial s} = \mathcal{T} + \sum_{i=1,2,3,10}^{15,17} \mathcal{T}^i \mathcal{D}^i + O(2), \quad (188b)$$

$$\frac{\partial r'}{\partial s} = \mathcal{R}, \quad (188c)$$

$$\frac{\partial L}{\partial s} = \mathcal{L} + \left(\sum_{\ell=1}^2 \mathcal{F}^\ell \frac{\partial T'}{\partial \theta} + \mathcal{F}^3 \frac{\partial P'}{\partial \theta} + \sum_{\ell=4}^6 \mathcal{F}^\ell \frac{\partial r'}{\partial \theta} \right) \cot \theta + O(2), \quad (188d)$$

where $\nabla = \nabla_{\text{rad}}$ in the radiative zone, $\nabla = \nabla_c$ in the convective zone.

We calculate the derivatives of the dependent variables with respect to s by the central difference scheme, e.g.,

$$\frac{P'_{ij} - P'_{i-1j}}{s_i - s_{i-1}} = \frac{1}{2} \left[\left(\frac{\partial P'}{\partial s} \right)_{ij} + \left(\frac{\partial P'}{\partial s} \right)_{i-1j} \right], \quad (189)$$

but we simply use the difference scheme

$$\frac{r'_{ij} - r'_{ij-1}}{\theta_j - \theta_{j-1}} = \left(\frac{\partial r'}{\partial \theta} \right)_{ij} \quad (190)$$

to calculate the derivatives with respect to θ because the first two of the two-dimensional stellar structure equations are singular at the poles. Thus, we can define a set of functions that should vanish at the solution of the stellar structure equations,

$$F_P^{ij} \equiv (P'_{ij} - P'_{i-1j}) - \frac{1}{2} \Delta s_i [(\mathcal{P}_{ij} + \mathcal{P}_{i-1j}) + \sum_{\ell=1,2,3,10}^{15,17} (\mathcal{B}_{ij}^\ell + \mathcal{B}_{i-1j}^\ell) \mathcal{D}^\ell], \quad (191a)$$

$$F_T^{ij} \equiv (T'_{ij} - T'_{i-1j}) - \frac{1}{2} \Delta s_i [(\mathcal{T}_{ij} + \mathcal{T}_{i-1j}) + \sum_{\ell=1,2,3,10}^{15,17} (\mathcal{T}_{ij}^\ell + \mathcal{T}_{i-1j}^\ell) \mathcal{D}^\ell], \quad (191b)$$

$$F_R^{ij} \equiv (r'_{ij} - r'_{i-1j}) - \frac{1}{2} \Delta s_i (\mathcal{R}_{ij} + \mathcal{R}_{i-1j}), \quad (191c)$$

$$\begin{aligned} F_L^{ij} \equiv & (L_{ij} - L_{i-1j}) - \frac{1}{2} \Delta s_i \{ (\mathcal{L}_{ij} + \mathcal{L}_{i-1j}) \\ & + \sum_{\ell=1}^2 (\mathcal{F}_{ij}^\ell + \mathcal{F}_{i-1j}^\ell) \frac{\cot \theta_j}{\Delta \theta_j} (T'_{ij} - T'_{ij-1}) \\ & + (\mathcal{F}_{ij}^3 + \mathcal{F}_{i-1j}^3) \frac{\cot \theta_j}{\Delta \theta_j} (P'_{ij} - P'_{ij-1}) \\ & + \sum_{\ell=4}^6 (\mathcal{F}_{ij}^\ell + \mathcal{F}_{i-1j}^\ell) \frac{\cot \theta_j}{\Delta \theta_j} (r'_{ij} - r'_{ij-1}) \}, \end{aligned} \quad (191d)$$

where $\Delta s_i \equiv (s_i - s_{i-1})$ and $i=2$ to M , $j=2$ to N . $\mathcal{D}_{ij}^1, \mathcal{D}_{ij}^{10}, \dots, \mathcal{D}_{ij}^{14}$ are defined as follows:

$$\mathcal{D}^1 = \frac{\ln 10 \cdot \cot \theta_j}{2\Delta\theta_j}(r'_{ij} - r'_{ij-1}) \left[1 - \frac{\ln 10 \cdot \cot \theta_j}{2\Delta\theta_j}(r'_{ij} - r'_{ij-1}) \right]^{-1}, \quad (192a)$$

$$\mathcal{D}^2 = \left[1 - \frac{\ln 10 \cdot \cot \theta_j}{2\Delta\theta_j}(r'_{ij} - r'_{ij-1}) \right]^{-1}, \quad (192b)$$

$$\mathcal{D}^3 = \frac{\ln 10 \cdot \cot \theta_j}{2\Delta\theta_j}(P'_{ij} - P'_{ij-1}) \left[1 - \frac{\ln 10 \cdot \cot \theta_j}{2\Delta\theta_j}(r'_{ij} - r'_{ij-1}) \right]^{-1}, \quad (192c)$$

$$\mathcal{D}^{10} = \frac{\mathcal{D}^2}{\Delta s_i}[(\chi'_{ij} - \chi'_{i-1j}) + (\rho'_{ij} - \rho'_{i-1j}) + (\gamma''_{ij} - \gamma''_{i-1j})], \quad (192d)$$

$$\mathcal{D}^{11} = -\frac{\mathcal{D}^{10}}{\Delta\theta_j}(r'_{ij} - r'_{ij-1}), \quad (192e)$$

$$\mathcal{D}^{12} = \frac{\mathcal{D}^2}{\Delta\theta_j}[(\chi'_{ij} - \chi'_{ij-1}) + (\rho'_{ij} - \rho'_{ij-1}) + (\gamma''_{ij} - \gamma''_{ij-1})], \quad (192f)$$

$$\mathcal{D}^{13} = \frac{\mathcal{D}^2}{\Delta s_i}[(\chi'_{ij} - \chi'_{i-1j}) + (\rho'_{ij} - \rho'_{i-1j}) + (\vartheta''_{ij} - \vartheta''_{i-1j})], \quad (192g)$$

$$\mathcal{D}^{14} = -\frac{\mathcal{D}^1}{\Delta s_i}[(\chi'_{ij} - \chi'_{i-1j}) + (\rho'_{ij} - \rho'_{i-1j}) + (\vartheta''_{ij} - \vartheta''_{i-1j})], \quad (192h)$$

$$\mathcal{D}^{15} = -\frac{\mathcal{D}^2}{\Delta\theta_j} \frac{\ln 10 \cdot \cot \theta_j}{2}[(\chi'_{ij} - \chi'_{ij-1}) + (\rho'_{ij} - \rho'_{ij-1}) + (\vartheta''_{ij} - \vartheta''_{ij-1})], \quad (192i)$$

$$\mathcal{D}^{17} = -\mathcal{D}^2. \quad (192j)$$

We want then to solve for the set of $(P'_{ij}, T'_{ij}, r'_{ij}, L_{ij})$ such that $F_P^{ij} = F_T^{ij} = F_R^{ij} = F_L^{ij} = 0$ with χ', ϑ , and γ specified.

The linearization of Eqs. (191a-191d) with respect to $(\delta P'_{ij}, \delta T'_{ij}, \delta r'_{ij}, \delta L_{ij})$ yields $4MN - 4(N - 1) - 4M$ equations for the $4MN$ unknowns. The $2(N - 1)$ additional equations are supplied by the boundary conditions at the center. From Eqs. (172-173), we can define

$$F_R^{1j} \equiv r'_{1j} - \frac{1}{3}[s_1 - \ln(4\pi\rho_{m1j}/3)], \quad (193a)$$

$$F_L^{1j} \equiv L_{1j} - \mathcal{L}_{1j}, \quad (193b)$$

where $j = 2$ to N . Another $2(N - 1)$ additional equations are supplied by the boundary conditions at the surface. From Eqs. (181a-181b), we can define

$$F_R^{M+1j} \equiv R'_{Mj} - a_1 P'_{Mj} - a_2 T'_{Mj} - a_3, \quad (194a)$$

$$F_L^{M+1j} \equiv L'_{Mj}(\ln L_{Mj} - a_4 P'_{Mj} - a_5 T'_{Mj} - a_6), \quad (194b)$$

where $j = 2$ to N . The $4M$ additional equations are supplied by the polar boundary

conditions,

$$F_P^{i1} \equiv P'_{i1} - P'_{i2}, \quad (195a)$$

$$F_T^{i1} \equiv T'_{i1} - T'_{i2}, \quad (195b)$$

$$F_R^{i1} \equiv R'_{i1} - R'_{i2}, \quad (195c)$$

$$F_L^{i1} \equiv L_{i1} - L_{i2}, \quad (195d)$$

where $i = 1$ to M . The F equations are linearized,

$$\sum_{l=1}^M \sum_{k=1}^N \left(\frac{\partial F_w^{ij}}{\partial R'_{lk}} \delta R'_{lk} + \frac{\partial F_w^{ij}}{\partial L_{lk}} \delta L_{lk} + \frac{\partial F_w^{ij}}{\partial P'_{lk}} \delta P'_{lk} + \frac{\partial F_w^{ij}}{\partial T'_{lk}} \delta T'_{lk} \right) = -F_w^{ij}, \quad (196)$$

where $w = P, T, R, L$; $i = 1$ to M ; and $j = 1$ to N . The summation over l has non-zero terms only for $l = i-1, i$; the summation over k has non-zero terms only for $k = j-1, j$. See appendix A for the matrix coefficients.

6.2. Solution of the linearized equations

Rather than solving the $(4MN)^2$ system of equations directly, we take advantage of the specific form of the equations and especially of the large number of zero elements in the matrix. From Fig. 2 we can see that only 12 by $4MN$ elements are non-zero at most.

The matrix is reduced in a forward direction ($i = 2$ to M) as the coefficients are defined and is then solved in the backward direction ($i = M$ to 1) for the corrections $(\delta P'_{ij}, \delta T'_{ij}, \delta R'_{ij}, \delta L_{ij})$ for $j = 2$ to N . The reduction procedure begins: (i) For $j = 2$, to use the polar conditions at $\theta = 0$ to eliminate those elements with subscriptions $l = i, k = j - 1$ (i.e., Block III defined in Appendix A), which can be done by simply adding Block III to Block II. At the end of this step, the matrix equation for a specified j looks like Fig. 3a for a 4-point star in the mass coordinate (including the center and surface boundaries); (ii) to use the central boundary conditions to eliminate the first two columns in Block I for $i = 2$; (iii) to continue diagonalizing the four bottom rows for $i = 2$; (iv) to store the right-hand side and the elements in the rightmost columns, see Fig. 3b. After this reduction is completed, the bottom two rows of the first part of the coefficient matrix become the “central boundary equations” for the F equations of the next pair of mass points. The method is repeatedly applied until the surface is reached, whereupon the surface boundary conditions complete the set of $4M$ equations, see Fig. 3b-c. For the back solution (i) the values of $(\delta P'_{M2}, \delta T'_{M2})$ are first calculated, (ii) then the values of $(\delta R'_{i2}, \delta L_{i2}, \delta P'_{i-12}, \delta T'_{i-12})$ for $i = M$ to 2 are calculated using the stored elements of the array and $(\delta P'_{i2}, \delta T'_{i2})$, (iii) and finally the values

of $(\delta R'_{12}, \delta L_{12})$ are computed from the central boundary conditions and the values of $(\delta P'_{12}, \delta T'_{12})$, see Figure. 3d-f. Since the sub-matrix with $j = 2$ has been diagonalized, we can use it to diagonalize the sub-matrix with $j = 1$ and 3. For $j = 3$, we use $j = 2$ as the “polar boundary conditions”, and so forth. Finally, we solve the matrix equation, the results are stored in the right column.

6.3. Advancing the model

These routines are based on the work of Prather (1976) and their revised implementations in YREC (Pinsonneault 1988; Guenther et al. 1992; Guenther & Demarque 1997).

6.4. Time steps

In this section we use the cgs unit for luminosity L (erg/s) and use X (Y) to represent the mass fraction of hydrogen (helium). The angular zone index (i.e., j) is 2.

The timing routine calculates the time steps based upon a hydrogen- or helium-burning source. Let L_H (erg/s) be the total hydrogen-burning luminosity, and L_{He} , the helium luminosity. There are two time steps,

$$\begin{aligned}\Delta t_H &= \text{hydrogen-burning time step,} \\ \Delta t_t &= \text{total time step (i.e., for entropy and helium),}\end{aligned}$$

where $\Delta t_t \neq \Delta t_H$ only if the hydrogen shell is being shifted outward. If $L_H = 0$, the following section for hydrogen burning is skipped.

For hydrogen-core burning ($X_{\text{core}} > X_c^{\text{min}}$), a time step corresponding to a set of reduction in X_{core} is calculated. Let i be the innermost point if the core is radiative ($i = 1$) or the outermost convective point if the core is convective. Then, the change in X_{core} is computed,

$$\Delta X_{\text{core}} = \min\{\Delta X_{sc}^{\text{max}}, \Delta f_X^{\text{max}} \cdot X^i\},$$

and the time step is

$$\Delta t_i = \Delta t_H = 6 \cdot 10^{18} \cdot \Delta X_{\text{core}} \cdot m^i / L^i,$$

where m^i is the mass of the core (gm) and L^i is the luminosity of the core (erg/s, assumed to be mainly hydrogen burning).

When the core-burning criterion no longer applies ($X_{\text{core}} < X_{\text{c}}^{\text{min}}$), a limit is placed on the total amount of mass that may be burned,

$$\begin{aligned}\Delta m &= \Delta f_{\text{m}} \cdot M_{\odot} \cdot X_{\text{env}}, \\ \Delta t_{\text{H}}^{\text{m}} &= 6 \cdot 10^{18} \cdot \Delta m / L_{\text{H}}.\end{aligned}$$

If there is a hydrogen-burning shell ($X_{\text{core}} = 0$), the timing routine locates it. Let the subscript $_0$ denote the inner edge of the shell (first point where $X > 0$); let $_{1/2}$ denote the mid-point of the shell ($X = \frac{1}{2}X_{\text{env}}$); and let $_1$ denote the end of the shell ($L^i - L^{i-1} < 10^{-4} \cdot L$ or $X = X_{\text{env}}$ or $\epsilon_{\text{H}} = 0$). There is a limitation set on the maximum depletion at the mid-point of the shell,

$$\Delta t_{\text{H}}^{1/2} = \Delta X_{1/2}.$$

With the exception of the core-burning phase, the new hydrogen burning time step is limited by the previous total time step,

$$\Delta t_{\text{H}}(\text{ new}) = \min\{1.5 \cdot \Delta t_{\text{t}}(\text{old}), \Delta t_{\text{H}}^{\text{m}}, \Delta t_{\text{H}}^{1/2}\}.$$

If there is to be no shell shifting then one sets $\Delta t_{\text{t}} = \Delta t_{\text{H}}$. If the hydrogen shell is to be shifted outward through Δm_s in mass, then the shift time step is computed as

$$\Delta t_{\text{shift}} = 6 \cdot 10^{18} \cdot X_1 \cdot \Delta m_s / L_{\text{H}},$$

and the total time step is

$$\Delta t_{\text{t}} = \Delta t_{\text{H}} + \Delta t_{\text{shift}}.$$

If there is a hydrogen shell ($X_{\text{core}} = 0$), the helium burning is examined. For helium-core burning ($Y_{\text{core}} > X_{\text{c}}^{\text{min}}$ and $L_{\text{core}} > 0.1L_{\odot}$), the maximum helium depletion is

$$\Delta Y_{\text{core}} = \min\{\Delta Y_{\text{c}}^{\text{min}}, \Delta f_{\text{Y}}^{\text{max}} \cdot Y_{\text{core}}\},$$

and the helium time step is

$$\Delta t_{\text{He}} = 5.85 \cdot 10^{17} \cdot \Delta Y_{\text{core}} \cdot M_{\odot} / L_{\text{core}}.$$

For helium-shell burning ($Y_{\text{core}} < X_{\text{c}}^{\text{min}}$), the amount of mass burned through by the helium shell is limited,

$$\Delta t_{\text{He}} = 5.85 \cdot 10^{17} \cdot \Delta f_{\text{sm}} \cdot M_{\odot} / L_{\text{He}}.$$

The helium time step places an upper limit on the previously computed hydrogen time step,

$$\begin{aligned}\Delta t_{\text{t}} &= \min\{\Delta t_{\text{t}}, \Delta t_{\text{He}}\}, \\ \Delta t_{\text{H}} &= \min\{\Delta t_{\text{t}}, \Delta t_{\text{H}}\}.\end{aligned}$$

The following parameters used in the determination of the time step are read in at the beginning of each model run. Their typical values are given as follows:

$$\begin{aligned} X_{\text{c}}^{\min} &= 0.001, & \Delta X_{\text{c}}^{\max} &= 0.04, & \Delta Y_{\text{c}}^{\max} &= 0.02, \\ \Delta f_{\text{X}}^{\max} &= 0.5, & \Delta f_{\text{Y}}^{\max} &= 0.3, & \Delta f_{\text{m}} &= 0.0015 M_{\odot}, \\ \Delta X_{1/2}^{\max} &= 0.10, & \Delta m_{\text{s}} &= 5 \cdot 10^{-4} M_{\odot}. \end{aligned}$$

Of course, we can also use a fixed time step to advance the model.

6.5. Composition advance

The mixing routine performs all the operations on the model that are needed by the application of the time step to increase the age of the model. The routine first checks that there is no mixing within the hydrogen shell if the shell is supposed to be shifted. If there is such mixing, the shifting is suppressed (i.e., set $\Delta t = \Delta t_{\text{H}}$).

Each mass element (the mass contained in the zone defined by $m \in [m_{i-1}, m_i]$ and $\theta \in [\theta_{j-1}, \theta_j]$) is burned individually by computing the energy generation rates for the physical conditions existing in that mass element from the previously converged model. Since the program stores only the values of hydrogen, total metal and oxygen abundance, the change in these quantities is computed as

$$\begin{aligned} X(\text{new}) &= X(\text{old}) - (dX/dt) \cdot \Delta t, \\ Z(\text{new}) &= Z(\text{new}) + (dY/dt) \cdot \Delta t, \\ X_{16}(\text{new}) &= X_{16}(\text{old}) - (dX_{\text{O}}/dt) \cdot \Delta t, \end{aligned}$$

where $\Delta t = \Delta t_t$ inside the hydrogen shell ($X = 0$) and $\Delta t = \Delta t_{\text{H}}$ elsewhere.

The routine then mixes those zones that it is instructed to do by being given a set of indices ($i = i_1$ to i_2 and $j = j_1$ to j_2),

$$X_{ij} = \left(\sum_{k=i_1}^{k=i_2} \sum_{l=j_1}^{l=j_2} a_{kl} \cdot X_{kl} \right) \cdot \left(\sum_{k=i_1}^{k=i_2} \sum_{l=j_1}^{l=j_2} a_{kl} \right)^{-1}.$$

The weights a_{kl} are proportional to the amount of mass associated with zone kl are set up in the point readjustment routine.

If the hydrogen shell is to be shifted, the routine calculates

$$\Delta s_{\text{shift}} = (\delta - \delta^2/2 + \delta^3/3 - \delta^4/4) / \ln 10,$$

where $\delta \equiv \Delta m_s / m_{1/2} \ll 1$. The points in the hydrogen shell are shifted by Δs_{shift} ,

$$s_0 \leq s_i \leq s_1 \rightarrow s_i(\text{new}) = s_i(\text{old}) + \Delta s_{\text{shift}},$$

where $s_i = \log m_i$. The points up to a distance $f_s \cdot \Delta s_{\text{shift}}$ in front of the shell are squeezed together,

$$s_1 < s_i < s_{\text{end}} \rightarrow s_i(\text{new}) = s_i(\text{old}) + [s_{\text{end}} - s_i(\text{old})] / f_s,$$

where $s_{\text{end}} \equiv s_i + f_s \cdot \Delta s_{\text{shift}}$.

For all of these shifted and squeezed points the changes in P' and T' must be preserved for the calculation of the entropy energy term in the subsequent model. Thus for every $s_i(\text{new})$, one must locate $s_l(\text{old})$ such that $s_l(\text{old}) \leq s_i(\text{new}) < s_{l+1}(\text{old})$ and then interpolate linearly in s to get the old values of P' and T' which correspond to the new value of s . Then the effective changes are stored,

$$\begin{aligned} \Delta P'_{ij} &= P'_{ij}(\text{new } s) - P'_{ij}(\text{pre-shift } s), \\ \Delta T'_{ij} &= T'_{ij}(\text{new } s) - T'_{ij}(\text{pre-shift } s). \end{aligned}$$

For the region in front of the shell that is squeezed, it is desirable to preserve the original composition gradient if such a gradient exists. The values of X , Z and X_{16} are interpolated linearly in s as are P' and T' . Note that the shifting process affects only the value of s and not the values of $(P, T, R, L, X, Z, X_{16})$ with the exception of (X, Z, X_{16}) in the squeezed region.

The mixing routine finally checks on the physical sense of the new composition at all of the points,

$$\begin{aligned} X &= \max\{X, 0\}, \\ Z &= \min\{Z, 1 - X\}, \\ X_{16} &= \max\{X_{16}, 0.99 \cdot 10^{-3} \cdot Z_{\text{CNO}}\}. \end{aligned}$$

The first two requirements are obvious; the third requirement brings the value of X_{16} up to the approximate equilibrium value while turning off the X_{16} burning rate that is calculated if $X_{16} > 10^{-3} \cdot Z_{\text{CNO}}$. The value of $Z_{\text{CNO}} = Z - Z_m^0$ where Z_m^0 is the original weight abundance of all non-CNO metals. This method allows for the enrichment of CNO elements from the helium burning.

6.6. Mixing zones

Consecutive mass shells, which are determined to be convective ($\nabla_{\text{rad}} > \nabla_{\text{ad}}$) in the previously converged model, are mixed together.

If there is a helium-burning convective zone, the semi-convective instability is treated as an over-shooting (Castellani et al 1971). The composition is first burned and mixed according to the standard convection zones. At the first radiative point outside a helium convective zone, the quantity $f \equiv \nabla_{\text{rad}}^{\text{int}}/\nabla_{\text{rad}}^{\text{ext}}$ is defined where the radiative gradient is computed with the (s, P, T, r, L) values of the radiative point and with the composition of both the radiative point (^{ext}) and the interior convective zone (^{int}). The original convective zone is extended outward through the radiative region for all the points at which $f\nabla_{\text{rad}} > \nabla_{\text{ad}}$.

This over-shooting region is restricted to the helium core ($X = 0$) and is limited by the condition of Castellani et al (1971) that defines a maximum radius R_{max} of the over-shooting mixing,

$$\int_{R_c}^{R_{\text{max}}} (1 - \mu(r)/\mu_c^{\text{int}}) dr < (1 - \nabla_{\text{ad}_c}^{\text{int}}/\nabla_{\text{rad}_c}^{\text{int}}) L_c \Delta t / (40\pi P_c R_c^2),$$

where the subscript _c refers to the (s, P, T, r, L) values at the edge of the original convective zone. Here μ is the mean molecular weight. The composition is then re-mixed from the beginning of the convective zone to the maximum extent of the over-shoot region.

6.7. Point readjustment

The point readjustment routine reflects all of the points between successive models. This routine starts with the central point and places each subsequent new point i so that all of the following criteria are met:

$$\begin{aligned} s_i - s_{i-1} &\leq \Delta s_{\text{max}}, \\ P'_{i2} - P'_{i-12} &\leq \Delta P'_{\text{max}}, \\ L_{i2} - L_{i-12} &\leq \Delta f_L \cdot L_{M2}. \end{aligned}$$

All of the new values are interpolated linearly in s by locating the old point l such that $s_l(\text{old}) \leq s_i(\text{new}) < s_{l+1}(\text{old})$. The fundamental variables (s, P_T , T, R, L), the composition (X, Z, X_{16}), the density and the entropy terms ($\Delta P'$, $\Delta T'$) are relocated between the center and outermost points for all angular zones. These variables are stored in temporary arrays and are transferred to the original arrays once the process is completed. In addition to the 1st and M^{th} points remaining fixed, other points may be retained:

- 1) the first radiative point (outer edge of convective zone),
- 2) the innermost point of the convective envelope,
- 3) the edge of the helium core ($X = 0$),

4) composition discontinuities, $X_{l2} - X_{l-12} > \Delta X_{\text{disc}}$ or $Z_{l2} - Z_{l-12} > \Delta Z_{\text{disc}}$.

The point routine then recalculates the weights assigned to each mass shell based upon the mass values at the preceding and following mid-points,

$$\begin{aligned} m_i &= 10^{s_i}, \\ a_1 &= \frac{1}{2}(m_1 + m_2), \\ a_i &= \frac{1}{2}(m_{i+1} - m_{i-1}) \text{ for } i = 2 \text{ to } M - 1, \\ a_M &= M_{\text{tot}} - \frac{1}{2}(m_M + m_{M-1}). \end{aligned}$$

The value m_i defines the location of the i^{th} shell, and a_i is the number of grams contained in the shell.

Additionally, the point routine adjusts the temperature of the outermost M^{th} point by adding a new point or deleting some old points. Given the desired temperature range T_{min} to T_{max} , then if $T_M < T_{\text{min}}$ the outermost point $j < M$ such that $T_j > \bar{T} \equiv \frac{1}{2}(T_{\text{min}} + T_{\text{max}})$ is selected as the new surface point. The points $l + 1$ to M are deleted. If $T_{M2} > T_{\text{max}}$ the process is more complicated. The last atmosphere that was integrated will have stored the values of $(s_{\text{atm}}, P_{\text{atmj}}, T_{\text{atmj}}, r_{\text{atmj}})$ for the first inward integration step in which $T_{\text{atmj}} > \bar{T}$. The new point $M + 1$ is added with the following values,

$$\begin{aligned} s_{M+1} &= s_{\text{atm}} & P'_{M+1j} &= P'_{\text{atmj}} \\ T'_{M+1j} &= T'_{\text{atmj}} & r'_{M+1j} &= r'_{\text{atmj}} \\ L_{M+1j} &= L_{\text{atmj}} & X_{M+1j} &= X_{Mj} \\ Z_{M+1j} &= Z_{Mj} & X_{16M+1j} &= X_{16Mj} \end{aligned}$$

6.8. Model calculation sequence

The following list describes the sequence of calculations that is used in computing a series of stellar models. This sequence is the same for both one- and two-dimensional model calculations.

- (0) Input a model and compute a time step.
- (1) Locate the mixing zones and advance the composition and hydrogen shell for the given time step.

- (2) Calculate element diffusion for the given time step.
- (3) Readjust the points in the mass coordinate in the model. This step is the main source of numerical errors and should be switched off for high precision calculations such as solar variability applications.
- (4) Calculate the entropy terms ($\Delta P'$ and $\Delta T'$). Just zero them at the beginning, and give an estimate using their temporal change rate times the given time step.
- (5) Add the predictable corrections to (P' , T' , r' , L) if their temporal change rates are available (after advancing one time step). This allows us to use a much larger time step and save a lot of computation time.
- (6) Specify the magnetic field configuration by selecting the functions $\chi(m, \theta)$, $\vartheta(m, \theta)$ and $\gamma(m, \theta)$.
- (7) Retaining the old surface (or envelope) triangle and surface boundary conditions, do 2 iterations for corrections to the dependent variables (P' , T' , r' , L) and apply a given fraction ($\leq 100\%$) of the corrections.
- (8) If necessary, relocate the surface triangle for the partially converged model and compute new atmospheres and surface boundary conditions.
- (9) Iterate until the model converges.
- (10) Refine composition and iterate until the model converges for solar applications that need a high precision.
- (11) Repeat (9) once for solar applications.
- (12a) If the corrections are excessively large at any time or if the model does not converge after many iterations (say 20), then retain the previous model that has been stored on disk and stop.
- (12b) If the model has converged,
 - (i) compute a new time step,
 - (ii) perform the requested printing,
 - (iii) store the model temporarily on disk, overwrite the previous model,
 - (iv) return to step (1).

7. Test 1: Two-dimensional standard solar model

In this test, we investigate how different resolutions and different boundary conditions affect the two-dimensional solar models in the standard case (zero-magnetic field).

Starting from a one-dimensional ZAMS (Zero Age Main Sequence) model, we move the fit point to the surface where the mass coordinate $s = 1 \cdot 10^{-14}$ from the usual location $s = 1 \cdot 10^{-5}$ in a stair stepping way. The (ZAMS and the advanced) models are determined by the following parameters: the minimum and maximum change in s between Henyey grid points, $1 \cdot 10^{-12} \leq \Delta s \leq 8 \cdot 10^{-2}$; the maximum change in w' ($=P'$, T' , r' and L/L_\odot) between Henyey grid points, is $|\delta w'| \leq 5.2834 \cdot 10^{-3}$. The convergence criteria for the stellar parameters are $|\delta P'| \leq 6 \cdot 10^{-7}$, $|\delta T'| \leq 4.5 \cdot 10^{-7}$, $|\delta r'| \leq 3 \cdot 10^{-7}$, and $|\delta(L/L_\odot)| \leq 9 \cdot 10^{-7}$. The convergence tolerance on the rhs of the P and r equations is $3 \cdot 10^{-7}$, and the convergence tolerance on the rhs of the L and T equations is $2.5 \cdot 10^{-7}$. We also require $|\delta P'/P'| \leq 9$, $|\delta T'/T'| \leq 5$, $|\delta r'/r'| \leq 5$, and $|\delta L/L| \leq 90$. All these requirements must be satisfied simultaneously when we apply the correction to the model. This is why we have to move the fit point in a stair stepping way. Otherwise, the correction is too large and the solution will diverge. The model has about 2401 grid points in the mass coordinate s , i.e., $M = 2401$. We also test the cases with $M = 1201$, 601, 301.

When this one-dimensional convergence has been obtained, the angular part of the two-dimensional grid is selected. Unlike the mass coordinate s , which is not uniform, we simply equally divide the angular coordinate θ in the range $\theta \in [0, \pi/2]$, $\theta_j = (\pi/2)(j-1)/(N-1)$, where $j = 1$ to N . We use the converged one-dimensional model for every angular zone. We use $N = 10$, 19, and 37 in this test.

The solar mass is $M_\odot = 1.9891 \cdot 10^{33}$ gm. The initial metal mass fraction is assumed to be $Z = 0.022$ at ZAMS. The model will evolve from ZAMS to the current age of the Sun (4.55 Gyr). The hydrogen mass fraction and mixing length parameter (ratio of the mixing length over the pressure scale height) are determined by the requirement that the solar model at present reproduce the observed radius ($R_\odot = 6.9598 \cdot 10^{10}$ cm) and luminosity ($L_\odot = 3.8515 \cdot 10^{33}$ erg/s). We first use the one-dimensional code to generate a one-dimensional standard solar model as the reference. We then use the two-dimensional code to generate the two-dimensional zero-magnetic field solar models with different M and N and different surface boundary conditions and compare them with the reference. Our aim is to investigate if we can get a two-dimensional high-precision solar model.

7.1. Convergence

First of all, convergence is the most important requirement in model calculations. There is an intrinsic divergence at the poles in Eqs. (188a-188b), and (188d), which results from the terms that contain $\cot \theta$. In order to solve this intrinsic divergence problem, we require both Eq. (185) and (186) at and near the poles. In practice, we zero Eqs. (195a-195d), where subscript ‘1’ indicates the pole ($\theta = 0$) and subscript ‘2’ means the adjacent point to the pole. The denser the grid in the second dimension, the more severe the intrinsic divergence problem. Therefore, it is desirable to use fewer grid points in the second dimension for the sake of convergence.

Since we have neglected the second-order derivatives with respect to θ that are believed to be smaller corrections to Eqs. (188a-188b), and (188d) than the first-order derivatives with respect to θ , we neglect those second-order derivatives to remove the divergence due to the numerical errors caused by them.

There is a numerical divergence problem due to the possible equality between r_{ij} , T_{ij} , P_{ij} , and r_{ij-1} , T_{ij-1} , P_{ij-1} , respectively. When, say, r_{ij} equals r_{ij-1} , the difference between them, $\mathcal{R}' \equiv r_{ij} - r_{ij-1}$, vanishes. In this case, the derivative of the difference with respect to r_{ij} ($\partial \mathcal{R}' / \partial r_{ij}$) or r_{ij-1} ($\partial \mathcal{R}' / \partial r_{ij-1}$) should also vanish (i.e., $\partial \mathcal{R}' / \partial r_{ij} = 0$, or $\partial \mathcal{R}' / \partial r_{ij-1} = 0$, when $r_{ij} = r_{ij-1}$). If one sets $\partial \mathcal{R}' / \partial r_{ij} = 1$ and $\partial \mathcal{R}' / \partial r_{ij-1} = -1$ no matter whether r_{ij} equals r_{ij-1} or not, one will run into a numerical divergence problem. We introduce the δ_R , δ_P , and δ_T functions in the Appendix A to solve this divergence problem.

The fourth divergence problem is due to the numerical error caused by numerical integration of ρ_m that affects the ratio ρ / ρ_m , which is a two-dimensional correction factor that appears in all the stellar structure equations, Eqs. (188a-188d), noticing that the intrinsic singularity requires that the fewer the grid points at θ the better. The numerical integral is usually made in terms of the trapezoidal rule, which is of the second-order in accuracy. Deupree (1990) adds more grid points to increase the integration precision when the numerical integral is performed. We find that it is more efficient to introduce a normalization factor in the integral, as shown in Appendix A.2.

When the radiative diffusion approximation (i.e., $\lambda = 0$) is used, the code converges very well. This approximation is not valid near the surface. If we use the temperature gradient at the surface to replace the actual gradient ∇_s , the code also converges well. However, if we use the exact expression given in Eq. (55), we cannot get a converged model. The main cause is due to the numerical errors in the numerical derivatives associated with λ_0 .

7.2. Resolution

If the convergence solves the internal- or self-consistency problem, then model resolution will address the external-consistency issue. Our reference model, i.e., the one-dimensional standard solar model, is almost the same as the best model described by Winnick et al. (2002), who emphasize its comparison with various observations.

From numerical experiments using different resolutions in both dimensions, we find that the model is not sensitive to the resolution in the angular coordinate, but very sensitive to the mass coordinate, see Fig. 4. This figure compares 4 mass resolutions, in which the lower resolution is obtained by taking out one mass point every two points from the adjacent higher resolution model. Fig. 5 zooms in to compare the models with the highest and second highest resolutions.

We compare different angular zones in Fig. 6 to make sure that the two-dimensional model is self-consistent in the angular direction. Fig. 7 shows that the two- and one-dimensional solar models with the same mass resolution are in very good agreement.

7.3. Surface boundary conditions

Until now we have used only the standard surface boundary condition used in YREC (Pinsonneault 1988; Guenther et al. 1992). If we use these standard model surface values of pressure and temperature as Deupree’s reference values, as indicated in §5.2.2, we obtain the same results, as seen in Fig. 8. The solid lines use Eqs. (184a-184b). In order to investigate how errors in the reference pressure and temperature affect the result, we add 1% to P_{ref} given in Eq. (184a) and 0.1% to T_{ref} given in Eq. (184b). The result is shown by the dotted lines in Fig. 8. From the dotted lines we can see that errors in the surface boundary condition have larger influence on the outer layer than on the deep part of the model.

It is inevitable to introduce some errors when P_{ref} and T_{ref} are selected in model calculations. Nevertheless, Deupree did not need to worry much about it, since his interest focused on the core convection. In contrast, we should be cautious to use Deupree’s surface boundary condition, because we want to apply to solar variability that takes place in the convective envelope.

The model is less sensitive to the error in the reference pressure than to that in the reference temperature.

8. Test 2: Shell-like magnetic fields

Shell-like magnetic fields depend upon only the radial coordinate r . Any physical magnetic field should be free of divergence. The following magnetic fields are both radius-dependent and divergence-free:

$$\begin{aligned}\mathbf{B} &= (0, 0, f(r)), \\ \mathbf{B} &= (C/r^2, 0, 0), \\ \mathbf{B} &= (C/r^2, 0, f(r)),\end{aligned}$$

where $f(r)$ is an arbitrary function of r , and C is an arbitrary constant. If we assume that there is no magnetic field in the radiative zone of the Sun, we have $C = 0$. Consequently, the unique physical shell-like magnetic field is

$$\mathbf{B} = (0, 0, f(r)). \quad (197)$$

This is the case described in §4.2, in which

$$\begin{aligned}\mathcal{M} &= -\mathcal{B}^4 \left(1 + \frac{1}{2} \cot^2 \theta\right) \left(1 - \frac{\ln 10 \cot \theta}{2} \frac{\partial r'}{\partial \theta}\right)^{-1}, \\ \mathcal{B}^4 &= \frac{m}{4\pi r^3 \rho_m} \frac{\chi \rho}{P_T}.\end{aligned}$$

Comparing the 2-D stellar structure equations (Eqs. 124a-124d) with their 1-D counterparts (e.g., Li et al. 2003), we can see that the terms and/or factors in the brace are due to 2-D effects.

In the solar variability applications, we use a standard solar model at the current age (t=4.55 Gyr) as the initial model. We apply a cyclic magnetic field to the model and use one year as the time step to advance the model.

As in the one-dimensional case, we specify χ as functions of time t (or sunspot number R_Z) and the mass depth $m_D = \log(1 - m/M_\odot)$ as

$$\chi(m_D, R_Z) = \chi_0(R_Z) \exp[-\frac{1}{2}(m_D - m_{Dc})^2/\sigma^2], \quad (198)$$

where m_{Dc} specifies the location and σ specifies its width. χ_0 is determined by

$$\chi_0(R_Z) = \frac{B_0^2}{8\pi\rho_c} \{140 + [1 + \log(1 + R_Z)]^5\}^2, \quad (199)$$

where B_0 is an adjustable parameter (unit: gauss), ρ_c is the density at the mass depth of m_{Dc} . In this case the magnetic variable-related derivatives reduce to

$$\nu = \chi \rho / P_T,$$

$$\begin{aligned}\nabla_\chi &= \frac{\partial \ln \chi}{\partial \ln m_D} \cdot \frac{\partial \ln m_D}{\partial \ln m} \cdot \frac{\partial \ln m}{\partial \ln P_T} \\ &= -\frac{m_D(m_D - m_{Dc})}{\sigma^2 \ln 10} \frac{1 - 10^{m_D}}{10^{m_D}} \frac{4\pi P_T r^4}{GM_\odot^2 (1 - 10^{m_D})^2}.\end{aligned}$$

In this test, χ does not depend upon the angular coordinate θ , as required by a shell-like field. The resultant models should be the same as we obtained in the one-dimensional counterparts (Li et al. 2003). The method of solution used in this study guarantees this test, as confirmed by actual model calculations.

9. Conclusions

A high-precision two-dimensional framework for treating stellar evolution with magnetic fields has been developed and successfully tested. The required high precision is achieved by

- (1) using the mass coordinate to replace the radial coordinate,
- (2) including the convection instability,
- (3) including a stellar atmosphere,
- (4) allowing element diffusion,
- (5) using fixed and adjustable time steps,
- (6) adjusting grid points.

The code has the potential to include rotation and turbulence, but does not have the potential to generate them like a fully hydrodynamic code.

We thank R.G. Deupree for many discussions and constructive suggestions during his stay in the department. We also want to thank Dr. Christian Straka for helpful discussions on many aspects of this paper. This work was supported in part by NSF grants ATM 0206130 and ATM 0348837 to SB. SS and PD were supported in part by NASA grant NAG5-13299.

REFERENCES

Alexander, D. R., & Ferguson, J. W. 1994, ApJ, 437, 879

- Balmforth, N. J., Gough, D. O. & Merryfield, W. J. 1996, MNRAS, 278, 437
- Basu, S., Pinsonneault, M. H., & Bahcall, J. N., 2000, ApJ, 529, 1084
- Callen, H. B., 1966, Thermodynamics (New York: John Wiley & Sons), p. 242
- Castellani, V., Giannone, P. & Renzini, A., 1971, Ap. & Space Sci., 10, 340
- Deupree, R. G. 1990, ApJ, 357, 175
- Endal, A.S., Sofia, S. & Twigg, L.W. 1985, ApJ, 290, 748
- Fowler, W. A., Caughlan, G. R., & Zimmerman, B. A., 1975, Ann. Rev. Astro. Astrophys., 13, 112
- Guenther, D. B. & Demarque, P. 1997, ApJ, 484, 937
- Guenther, D. B., Demarque, P., Kim, Y.-C. & Pinsonneault, M. H. 1992, ApJ, 387, 372
- Heney, L. E., Vardya, M. S., & Bodenheimer, P. 1965, ApJ, 142, 841
- Iglesias, C. A., & Rogers, F. J. 1996, ApJ, 464, 943
- Krishna Swamy, K.S. 1966, ApJ, 145, 174
- Li, L. H., Basu, S., Sofia, S., Demarque, P. & Guenther, D. B. 2003, ApJ, 591, 1267
- Li, L. H., Robinson, F. J., Demarque, P., Sofia, S. & Guenther, D. B. 2002, ApJ, 567, 1192
- Li, L. H. & Sofia, S. 2001, ApJ, 549, 1204
- Lydon, T.J. & Sofia, S. 1995, ApJS, 101, 357
- Pinsonneault, M. H. 1988, Ph.D. thesis, Yale university
- Prather, M. J., 1976, Ph.D. thesis, Yale University (Appendix A)
- Rogers, F. J., Swenson, F. J., & Iglesias, C. A. 1996, ApJ, 456, 902
- Schwarzschild, K. 1906, Göttinger Nachrichten, p. 41
- Sofia, S., Basu, S., Demarque, P., Li, L. H., & Thuillier, G. 2005, ApJ, 632, L147
- Sofia, S., Heaps, W., Twigg, L. W. 1994, ApJ, 427, 1048
- Sofia, S., O’Keefe, J., Lesh, J. R., and Endal, A. S. 1979, Science, 204, 1306

- Spruit, H. C. 1991, in *The Sun in Time*, eds. C. Sonett, M. Giampapa and M. S. Mathews, University of Arizona Press, Tucson, p.118
- Spruit, H. C. 2000, *Space Sci. Rev.*, 94, 113
- Thoul, A. A., Bahcall, J. N., & Loeb, A., 1994, *ApJ*, 421, 828
- Turcotte, S., et al. 2001, in *IAU Colloq. 185, Radial and Nonradial Pulsations as Probes of Stellar Physics*, ed. C. Aerts, T. R. Bedding, & J. Christensen-Dalsgaard (San Francisco: ASP), 258
- Winnick, R. A., Demarque, P., Basu, S., & Guenther 2002, *ApJ*, 576, 1075

A. Coefficient matrix

Eq. (196) consists of a set of non-homogeneous linear algebraic equations. If we use \mathcal{A} to represent the coefficient matrix, and use \mathcal{B} to represent the non-homogeneous term, this equation can be written down as follows:

$$\mathcal{A} \cdot \delta w = \mathcal{B}, \tag{A1}$$

where

$$\delta w = \begin{pmatrix} \delta r'_{11} \\ \delta L'_{11} \\ \delta P'_{11} \\ \delta T'_{11} \\ \vdots \\ \delta r'_{M1} \\ \delta L'_{M1} \\ \delta P'_{M1} \\ \delta T'_{M1} \\ \vdots \\ \delta r'_{1N} \\ \delta L'_{1N} \\ \delta P'_{1N} \\ \delta T'_{1N} \\ \vdots \\ \delta r'_{MN} \\ \delta L'_{MN} \\ \delta P'_{MN} \\ \delta T'_{MN} \end{pmatrix} \quad (\text{A2})$$

is a column matrix. \mathcal{B} is also a column matrix,

$$\mathcal{B} = - \begin{pmatrix} F_R^{11} \\ F_L^{11} \\ F_P^{11} \\ F_T^{11} \\ \vdots \\ F_R^{M1} \\ F_L^{M1} \\ F_P^{M1} \\ F_T^{M1} \\ F_R^{12} \\ F_L^{12} \\ F_P^{22} \\ F_T^{22} \\ \vdots \\ F_R^{M2} \\ F_L^{M2} \\ F_P^{M+12} \\ F_T^{M+12} \\ \vdots \\ F_R^{1N} \\ F_L^{1N} \\ F_P^{2N} \\ F_T^{2N} \\ \vdots \\ F_R^{MN} \\ F_L^{MN} \\ F_P^{M+1N} \\ F_T^{M+1N} \end{pmatrix} \quad (\text{A3})$$

The coefficient matrix \mathcal{A} has elements $\frac{\partial F_w^{ij}}{\partial w_{lk}}$. Only those elements with $l = i - 1$, i and $k = j - 1$, j may be nonzero, as shown in Fig. 2. We work out these nonzero elements in this appendix.

A.1. Useful partial derivatives

The partial derivatives of the differential equations are required for the linearization. By defining the shorthand notation $\partial_X Y = \partial Y / \partial \log X$, we can calculate the useful derivatives as follows.

The following derivatives are almost the same as in the one-dimensional case (see Prather 1976) except for those terms due to ρ/ρ_m . These derivatives are nonzero for $l = i-1$, i and $k = j$. If $k = j-1$, they vanish.

$$\begin{aligned}
\partial_R \mathcal{P} &= -4 \cdot \ln 10 \cdot \mathcal{P} \\
\partial_L \mathcal{P} &= 0 \\
\partial_P \mathcal{P} &= -\ln 10 \cdot \mathcal{P} + \ln 10 \cdot \mathcal{P} \cdot (\alpha - \alpha_m) \\
\partial_T \mathcal{P} &= -\ln 10 \cdot \mathcal{P} \cdot (\delta - \delta_m) \\
\\
\partial_R \mathcal{T}_c &= \ln 10 \cdot (\partial \ln \nabla_c / \partial \ln r - 4) \cdot \mathcal{T}_c \\
\partial_L \mathcal{T}_c &= 0 \quad (\text{convective}) \\
\partial_P \mathcal{T}_c &= \ln 10 \cdot (\partial \ln \nabla_c / \partial \ln P_T - 1 + \alpha - \alpha_m) \cdot \mathcal{T}_c \\
\partial_T \mathcal{T}_c &= \ln 10 \cdot [\partial \nabla_c / \partial \ln T - (\delta - \delta_m)] \cdot \mathcal{T}_c \\
\\
\partial_R \mathcal{T}_r &= -4 \cdot \ln 10 \cdot \mathcal{T}_r \\
\partial_L \mathcal{T}_r &= \mathcal{T}_r / L \quad (\text{radiative}) \\
\partial_P \mathcal{T}_r &= \ln 10 \cdot [(\partial \ln \kappa / \partial \ln P_T)_T + \alpha - \alpha_m] \cdot \mathcal{T}_r \\
\partial_T \mathcal{T}_r &= \ln 10 [(\partial \ln \kappa / \partial \ln T)_P - 4 - (\delta - \delta_m)] \cdot \mathcal{T}_r \\
\\
\partial_R \mathcal{R} &= -3 \cdot \ln 10 \cdot \mathcal{R} \\
\partial_L \mathcal{R} &= 0 \\
\partial_P \mathcal{R} &= -\ln 10 \cdot \alpha \cdot \mathcal{R} + \ln 10 \cdot \mathcal{R} \cdot (\alpha - \alpha_m) \\
\partial_T \mathcal{R} &= \ln 10 \cdot \delta \cdot \mathcal{R} - \ln 10 \cdot \mathcal{R} \cdot (\delta - \delta_m) \\
\\
\partial_P \mathcal{L} &= \ln^2 10 \frac{M_r}{L_\odot} \left[\left(\frac{\partial \epsilon}{\partial \ln P} \right)_T + \left(\frac{\partial \tilde{S}}{\partial \ln P} \right)_T / \Delta t \right] \frac{\rho}{\rho_m} + \ln 10 \cdot \mathcal{L} \cdot (\alpha - \alpha_m) \\
\partial_R \mathcal{L} &= \partial_L \mathcal{L} = 0 \\
\partial_T \mathcal{L} &= \ln^2 10 \frac{M_r}{L_\odot} \left[\left(\frac{\partial \epsilon}{\partial \ln T} \right)_P + \left(\frac{\partial \tilde{S}}{\partial \ln T} \right)_P / \Delta t \right] \frac{\rho}{\rho_m} - \ln 10 \cdot \mathcal{L} \cdot (\delta - \delta_m)
\end{aligned}$$

The formulas for the various partial derivatives of the physical quantities will be presented in the following subsections. The equation of state calculates ρ , $\alpha = (\partial \ln \rho / \partial \ln P)_{T, \chi, \gamma}$, q , c_p , ∇_{ad} and the pressure and temperature derivatives of these quantities (see §B.1). Energy

generation rate ϵ is a function of ρ and T , too. So $(\partial\epsilon/\partial T)_P$ and $(\partial\epsilon/\partial P)_T$ can be expressed by $(\partial\epsilon/\partial \ln T)_\rho$ and $\partial\epsilon/\partial \ln \rho)_T$ (see §B.2):

$$\begin{aligned}(\partial\epsilon/\partial \ln T)_P &= (\partial\epsilon/\partial \ln T)_\rho + (\partial\epsilon/\partial \ln \rho)_T(\partial \ln \rho/\partial \ln T)_P \\ (\partial\epsilon/\partial \ln P)_T &= (\partial\epsilon/\partial \ln \rho)_T(\partial \ln \rho/\partial \ln T)_P\end{aligned}$$

The derivatives of the convective gradient ∇_c which are presented in §B.4.

The entropy term contains the only explicit reference to any time-dependence in the stellar structure equations. It can be reformulated as follows:

$$\begin{aligned}\tilde{S} &= (Pq/\rho) \ln 10 \cdot (\Delta T'/\nabla_{\text{ad}} - \Delta P') \\ (\partial\tilde{S}/\partial \ln T)_P &= \tilde{S}[-q + (\partial \ln q/\partial \ln T)_P] + (Pq/\rho \nabla_{\text{ad}})[1 - (\partial \ln \nabla_{\text{ad}}/\partial \ln T)_P \ln 10 \cdot \Delta T'] \\ (\partial\tilde{S}/\partial \ln P)_T &= \tilde{S}[1 - \mu + (\partial \ln q/\partial \ln P)_T] \\ &\quad - (Pq/\rho)[1 + (\partial \ln \nabla_{\text{ad}}/\partial \ln P)_T \ln 10 \cdot \Delta T'/\nabla_{\text{ad}}]\end{aligned}$$

where $(\Delta P', \Delta T')$ are the changes between successive models.

The following derivatives are new. Similarly, these derivatives are nonzero for $l = i-1, i$ and $k = j$. When $\ell = 1$, we have

$$\begin{aligned}\partial_R \mathcal{B}^1 &= -4 \cdot \ln 10 \cdot \mathcal{B}^1 \\ \partial_L \mathcal{B}^1 &= 0 \\ \partial_P \mathcal{B}^1 &= \ln 10 \cdot \mathcal{B}^1 \cdot (\alpha - \alpha_m - 1) \\ \partial_T \mathcal{B}^1 &= -\ln 10 \cdot \mathcal{B}^1 \cdot (\delta - \delta_m) \\ \partial_R \mathcal{T}_c^1 &= \ln 10 \cdot \mathcal{T}^1 \cdot (\partial \ln \nabla_c / \partial \ln r - 4) \\ \partial_L \mathcal{T}_c^1 &= \mathcal{T}_c^1 \cdot (\partial \ln \nabla_c / \partial L) \\ \partial_P \mathcal{T}_c^1 &= \ln 10 \cdot \mathcal{T}_c^1 \cdot [\partial \ln \nabla_c / \partial \ln P_T + (\alpha - \alpha_m) - 1] \\ \partial_T \mathcal{T}_c^1 &= \ln 10 \cdot \mathcal{T}_c^1 \cdot [\partial \ln \nabla_c / \partial \ln T - (\delta - \delta_m)] \\ \partial_R \mathcal{T}_r^1 &= -4 \cdot \ln 10 \cdot \mathcal{T}_r^1 \\ \partial_L \mathcal{T}_r^1 &= \mathcal{T}_r^1 / L \\ \partial_P \mathcal{T}_r^1 &= \ln 10 \cdot \mathcal{T}_r^1 \cdot [(\partial \ln \kappa / \partial \ln P_T)_T + \alpha - \alpha_m] \\ \partial_T \mathcal{T}_r^1 &= \ln 10 \cdot \mathcal{T}_r^1 \cdot [(\partial \ln \kappa / \partial \ln T)_{P_T} - (\delta - \delta_m) - 4]\end{aligned}$$

When $\ell = 2$, we have

$$\begin{aligned}\partial_R \mathcal{B}^2 &= -\ln 10 \cdot \mathcal{B}^2 \\ \partial_L \mathcal{B}^2 &= 0\end{aligned}$$

$$\begin{aligned}
\partial_P \mathcal{B}^2 &= \ln 10 \cdot \mathcal{B}^2 \cdot (\alpha - \alpha_m - 1) - \ln 10 \cdot \frac{Gm(\rho\alpha - \rho_m\alpha_m)}{2rP_T} \frac{\rho}{\rho_m} \\
\partial_T \mathcal{B}^2 &= -\ln 10 \cdot \mathcal{B}^2 \cdot (\delta - \delta_m) + \ln 10 \cdot \frac{Gm(\rho\delta - \rho_m\delta_m)}{2rP_T} \frac{\rho}{\rho_m} \\
\partial_R \mathcal{T}_c^2 &= \ln 10 \cdot \mathcal{T}^2 \cdot (\partial \ln \nabla_c / \partial \ln R - 1) \\
\partial_L \mathcal{T}_c^2 &= 0 \\
\partial_P \mathcal{T}_c^2 &= \ln 10 \cdot \mathcal{T}^2 \cdot [\partial \ln \nabla_c / \partial \ln P + (\alpha - \alpha_m) - 1] - \ln 10 \cdot \frac{Gm(\rho\alpha - \rho_m\alpha_m)}{2rP_T} \frac{\rho}{\rho_m} \cdot \nabla_c \\
\partial_T \mathcal{T}_c^2 &= \ln 10 \cdot \mathcal{T}^2 \cdot [\partial \ln \nabla_c / \partial \ln T - (\delta - \delta_m)] + \ln 10 \cdot \frac{Gm(\rho\delta - \rho_m\delta_m)}{2rP_T} \frac{\rho}{\rho_m} \cdot \nabla_c \\
\partial_R \mathcal{T}_r^2 &= -\ln 10 \cdot \mathcal{T}_r^2 \\
\partial_L \mathcal{T}_r^2 &= \mathcal{T}_r^2 / L \\
\partial_P \mathcal{T}_r^2 &= \ln 10 \cdot \mathcal{T}_r^2 \cdot [\partial(\ln \kappa / \partial \ln P_T)_T + (\alpha - \alpha_m)] - \ln 10 \cdot \frac{Gm(\rho\alpha - \rho_m\alpha_m)}{2rP_T} \frac{\rho}{\rho_m} \cdot \nabla_{\text{rad}} \\
\partial_T \mathcal{T}_r^2 &= \ln 10 \cdot \mathcal{T}_r^2 \cdot [(\partial \ln \kappa / \partial \ln P_T)_{P_T} - (\delta - \delta_m) - 4] + \ln 10 \cdot \frac{Gm(\rho\delta - \rho_m\delta_m)}{2rP_T} \frac{\rho}{\rho_m} \cdot \nabla_{\text{rad}}
\end{aligned}$$

When $\ell = 3$, we have

$$\begin{aligned}
\partial_R \mathcal{B}^3 &= -3 \cdot \ln 10 \cdot \mathcal{B}^3 \\
\partial_L \mathcal{B}^3 &= 0 \\
\partial_P \mathcal{B}^3 &= -\ln 10 \cdot \mathcal{B}^3 \cdot \alpha_m \\
\partial_T \mathcal{B}^3 &= \ln 10 \cdot \mathcal{B}^3 \cdot \delta_m \\
\partial_R \mathcal{T}_c^3 &= \ln 10 \cdot \mathcal{T}^3 \cdot (\partial \ln \nabla_c / \partial \ln R - 3) \\
\partial_L \mathcal{T}_c^3 &= 0 \\
\partial_P \mathcal{T}_c^3 &= \ln 10 \cdot \mathcal{T}^3 \cdot (\partial \ln \nabla_c / \partial \ln P - \alpha_m) \\
\partial_T \mathcal{T}_c^3 &= \ln 10 \cdot \mathcal{T}^3 \cdot (\partial \ln \nabla_c / \partial \ln T + \delta_m) \\
\partial_R \mathcal{T}_r^3 &= -3 \cdot \ln 10 \cdot \mathcal{T}_r^3 \\
\partial_L \mathcal{T}_r^3 &= \mathcal{T}_r^3 / L \\
\partial_P \mathcal{T}_r^3 &= \ln 10 \cdot \mathcal{T}_r^3 \cdot (\partial(\ln \kappa / \partial \ln P_T)_T - \alpha_m) \\
\partial_T \mathcal{T}_r^3 &= \ln 10 \cdot \mathcal{T}_r^3 \cdot (\partial \ln \kappa / \partial \ln P_T)_{P_T} + \delta_m - 4
\end{aligned}$$

When $\ell = 10, 11, 13, 14$, we have

$$\begin{aligned}
\partial_R \mathcal{B}^\ell &= \partial_L \mathcal{B}^\ell = 0 \\
\partial_P \mathcal{B}^\ell &= \ln 10 \cdot \mathcal{B}^\ell \cdot (\alpha - 1)
\end{aligned}$$

$$\begin{aligned}
\partial_T \mathcal{B}^\ell &= -\ln 10 \cdot \mathcal{B}^\ell \cdot \delta \\
\partial_R \mathcal{T}_c^\ell &= \ln 10 \cdot \mathcal{T}_c^\ell \cdot (\partial \ln \nabla_c / \partial \ln r) \\
\partial_L \mathcal{T}_c^\ell &= \mathcal{T}_c^\ell \cdot (\partial \ln \nabla_c / \partial L) \\
\partial_P \mathcal{T}_c^\ell &= \ln 10 \cdot \mathcal{T}_c^\ell \cdot (\partial \ln \nabla_c / \partial \ln P + \alpha - 1) \\
\partial_T \mathcal{T}_c^\ell &= \ln 10 \cdot \mathcal{T}_c^\ell \cdot (\partial \ln \nabla_c / \partial \ln T - \delta) \\
\partial_R \mathcal{T}_r^\ell &= 0 \\
\partial_L \mathcal{T}_r^\ell &= \mathcal{T}_r^\ell / L \\
\partial_P \mathcal{T}_r^\ell &= \ln 10 \cdot \mathcal{T}_r^\ell \cdot [(\partial \ln \kappa / \partial \ln P_T)_T + \alpha - 1] \\
\partial_T \mathcal{T}_r^\ell &= \ln 10 \cdot \mathcal{T}_r^\ell \cdot [(\partial \ln \kappa / \partial \ln T)_{P_T} - \delta - 4]
\end{aligned}$$

When $\ell = 12, 15, 17$, we have

$$\begin{aligned}
\partial_R \mathcal{B}^\ell &= -3 \cdot \ln 10 \cdot \mathcal{B}^\ell \\
\partial_L \mathcal{B}^\ell &= 0 \\
\partial_P \mathcal{B}^\ell &= \ln 10 \cdot \mathcal{B}^\ell \cdot (\alpha - \alpha_m - 1) \\
\partial_T \mathcal{B}^\ell &= -\ln 10 \cdot \mathcal{B}^\ell \cdot (\delta - \delta_m) \\
\partial_R \mathcal{T}_c^\ell &= \ln 10 \cdot \mathcal{T}_c^\ell \cdot (\partial \ln \nabla_c / \partial \ln r - 3) \\
\partial_L \mathcal{T}_c^\ell &= \mathcal{T}_c^\ell \cdot (\partial \ln \nabla_c / \partial L) \\
\partial_P \mathcal{T}_c^\ell &= \ln 10 \cdot \mathcal{T}_c^\ell \cdot (\partial \ln \nabla_c / \partial \ln P_T - 1 + \alpha - \alpha_m) \\
\partial_T \mathcal{T}_c^\ell &= \ln 10 \cdot \mathcal{T}_c^\ell \cdot [\partial \ln \nabla_c / \partial \ln T - (\delta - \delta_m)] \\
\partial_R \mathcal{T}_r^\ell &= -3 \cdot \ln 10 \cdot \mathcal{T}_r^\ell \\
\partial_L \mathcal{T}_r^\ell &= \mathcal{T}_r^\ell / L \\
\partial_P \mathcal{T}_r^\ell &= \ln 10 \cdot \mathcal{T}_r^\ell \cdot [(\partial \ln \kappa / \partial \ln P_T)_T + \alpha - \alpha_m - 1] \\
\partial_T \mathcal{T}_r^\ell &= \ln 10 \cdot \mathcal{T}_r^\ell \cdot [(\partial \ln \kappa / \partial \ln T)_{P_T} - (\delta - \delta_m) - 4]
\end{aligned}$$

When $k = j-1$, all derivatives of \mathcal{B}' s and \mathcal{T}' s vanish.

We also need similar derivatives of \mathcal{D}' s. When $l = i-1$, $k=j$, all derivatives of \mathcal{D}^1 , \mathcal{D}^2 , \mathcal{D}^3 , \mathcal{D}^{12} , \mathcal{D}^{15} , and \mathcal{D}^{17} are zero. The nonzero derivatives are:

$$\begin{aligned}
\partial_{P_{i-1j}} \mathcal{D}^{10} &= \partial_{P_{i-1j}} \mathcal{D}^{13} = -\mathcal{D}^2 \alpha_{i-1j} / \Delta s_i, \\
\partial_{P_{i-1j}} \mathcal{D}^{11} &= -\partial_{P_{i-1j}} \mathcal{D}^{10} \cdot (r'_{ij} - r'_{ij-1}) \Delta \theta_j, \\
\partial_{P_{i-1j}} \mathcal{D}^{14} &= \mathcal{D}^1 \alpha_{i-1j} / \Delta s_i, \\
\partial_{T_{i-1j}} \mathcal{D}^{10} &= \partial_{T_{i-1j}} \mathcal{D}^{13} = \mathcal{D}^2 \delta_{i-1j} / \Delta s_i, \\
\partial_{T_{i-1j}} \mathcal{D}^{11} &= -\partial_{T_{i-1j}} \mathcal{D}^{10} \cdot (r'_{ij} - r'_{ij-1}) / \Delta \theta_j, \\
\partial_{T_{i-1j}} \mathcal{D}^{14} &= -\mathcal{D}^1 \delta_{i-1j} / \Delta s_i.
\end{aligned}$$

When $l = i, k=j$, the nonzero derivatives are

$$\begin{aligned}
\partial_{R_{ij}} \mathcal{D}^1 &= \left(\frac{\ln 10 \cdot \cot \theta_j}{2\Delta\theta_j} \right)^2 (r'_{ij} - r'_{ij-1}) \left[1 - \frac{\ln 10 \cdot \cot \theta_j}{2\Delta\theta_j} (r'_{ij} - r'_{ij-1}) \right]^{-2} \delta_R \\
&\quad + \frac{\ln 10 \cdot \cot \theta_j}{2\Delta\theta_j} \left[1 - \frac{\ln 10 \cdot \cot \theta_j}{2\Delta\theta_j} (r'_{ij} - r'_{ij-1}) \right]^{-1} \delta_R, \\
\partial_{R_{ij}} \mathcal{D}^2 &= \frac{\ln 10 \cdot \cot \theta_j}{2\Delta\theta_j} \left[1 - \frac{\ln 10 \cdot \cot \theta_j}{2\Delta\theta_j} (r'_{ij} - r'_{ij-1}) \right]^{-2} \delta_R, \\
\partial_{R_{ij}} \mathcal{D}^3 &= \left(\frac{\ln 10 \cdot \cot \theta_j}{2\Delta\theta_j} \right)^2 (P'_{ij} - P'_{ij-1}) \left[1 - \frac{\ln 10 \cdot \cot \theta_j}{2\Delta\theta_j} (r'_{ij} - r'_{ij-1}) \right]^{-2} \delta_R, \\
\partial_{R_{ij}} \mathcal{D}^{10} &= \frac{1}{\Delta s_i} \partial_{R_{ij}} \mathcal{D}^2 \cdot [(\chi'_{ij} - \chi'_{i-1j}) + (\rho'_{ij} - \rho'_{i-1j}) + (\gamma''_{ij} - \gamma''_{i-1j})], \\
\partial_{R_{ij}} \mathcal{D}^{11} &= -\frac{\delta_R}{\Delta\theta_j} \mathcal{D}^{10} - \frac{1}{\Delta\theta_j} \partial_{R_{ij}} \mathcal{D}^{10} \cdot (r'_{ij} - r'_{ij-1}), \\
\partial_{R_{ij}} \mathcal{D}^{12} &= \frac{1}{\Delta\theta_j} \partial_{R_{ij}} \mathcal{D}^2 \cdot [(\chi'_{ij} - \chi'_{i-1j}) + (\rho'_{ij} - \rho'_{i-1j}) + (\gamma''_{ij} - \gamma''_{i-1j})], \\
\partial_{R_{ij}} \mathcal{D}^{13} &= \frac{1}{\Delta s_i} \partial_{R_{ij}} \mathcal{D}^2 \cdot [(\chi'_{ij} - \chi'_{i-1j}) + (\rho'_{ij} - \rho'_{i-1j}) + (\vartheta''_{ij} - \vartheta''_{i-1j})], \\
\partial_{R_{ij}} \mathcal{D}^{14} &= -\frac{1}{\Delta s_i} \partial_{R_{ij}} \mathcal{D}^1 \cdot [(\chi'_{ij} - \chi'_{i-1j}) + (\rho'_{ij} - \rho'_{i-1j}) + (\vartheta''_{ij} - \vartheta''_{i-1j})], \\
\partial_{R_{ij}} \mathcal{D}^{15} &= -\frac{\ln 10 \cdot \cot \theta_j}{2\Delta\theta_j} \partial_{R_{ij}} \mathcal{D}^2 \cdot [(\chi'_{ij} - \chi'_{i-1j}) + (\rho'_{ij} - \rho'_{i-1j}) + (\vartheta''_{ij} - \vartheta''_{i-1j})], \\
\partial_{R_{ij}} \mathcal{D}^{17} &= -\partial_{R_{ij}} \mathcal{D}^2, \\
\partial_{P_{ij}} \mathcal{D}^3 &= \frac{\ln 10 \cdot \cot \theta_j}{2\Delta\theta_j} \left[1 - \frac{\ln 10 \cdot \cot \theta_j}{2\Delta\theta_j} (r'_{ij} - r'_{ij-1}) \right]^{-1} \delta_P, \\
\partial_{P_{ij}} \mathcal{D}^{10} &= \mathcal{D}^2 \alpha_{ij} / \Delta s_i, \\
\partial_{P_{ij}} \mathcal{D}^{11} &= -\partial_{P_{ij}} \mathcal{D}^{10} (r'_{ij} - r'_{ij-1}) / \Delta\theta_j, \\
\partial_{P_{ij}} \mathcal{D}^{12} &= \mathcal{D}^2 \alpha_{ij} \delta_\rho / \Delta\theta_j, \\
\partial_{P_{ij}} \mathcal{D}^{13} &= \mathcal{D}^2 \alpha_{ij} / \Delta s_i, \\
\partial_{P_{ij}} \mathcal{D}^{14} &= -\mathcal{D}^1 \alpha_{ij} / \Delta s_i, \\
\partial_{P_{ij}} \mathcal{D}^{15} &= -\mathcal{D}^2 \frac{\ln 10 \cdot \cot \theta_j}{2\Delta\theta_j} \alpha_{ij} \delta_\rho, \\
\partial_{T_{ij}} \mathcal{D}^{10} &= -\mathcal{D}^2 \delta_{ij} / \Delta s_i, \\
\partial_{T_{ij}} \mathcal{D}^{11} &= -\partial_{T_{ij}} \mathcal{D}^{10} (r'_{ij} - r'_{ij-1}) / \Delta\theta_j, \\
\partial_{T_{ij}} \mathcal{D}^{12} &= -\mathcal{D}^2 \delta_{ij} \delta_\rho / \Delta\theta_j, \\
\partial_{T_{ij}} \mathcal{D}^{13} &= -\mathcal{D}^2 \delta_{ij} / \Delta s_i,
\end{aligned}$$

$$\begin{aligned}\partial_{T_{ij}} \mathcal{D}^{14} &= \mathcal{D}^1 \delta_{ij} / \Delta s_i, \\ \partial_{T_{ij}} \mathcal{D}^{15} &= \frac{\mathcal{D}^2 \ln 10 \cdot \cot \theta_j}{\Delta \theta_j} \delta_{ij} \delta_\rho.\end{aligned}$$

where $\delta_R = 1$ when $r_{ij} - r_{ij-1} \neq 0$, and $\delta_R = 0$ when $r_{ij} - r_{ij-1} = 0$. δ_P and δ_ρ have the similar meaning. When $l = i$, $k=j-1$, the nonzero derivatives are

$$\partial_{R_{ij-1}} \mathcal{D}^\ell = -\partial_{R_{ij}} \mathcal{D}^\ell$$

for $\ell = 1, 2, 3, 10, \dots, 15, 17$, and

$$\partial_{P_{ij-1}} \mathcal{D}^\ell = -\partial_{P_{ij}} \mathcal{D}^\ell$$

for $\ell = 3, 12, 15$, and

$$\partial_{T_{ij-1}} \mathcal{D}^\ell = -\partial_{T_{ij}} \mathcal{D}^\ell$$

for $\ell = 12, 15$.

We calculate the derivatives of \mathcal{F}^2 and \mathcal{F}^3 by taking the advantage of $l_m v_{\text{conv}} \sim \text{const.}$ The nonzero derivatives are listed as follows for $l = i - 1, i$ and $k = j$.

$$\begin{aligned}\partial_R \mathcal{F}^1 &= -2 \cdot \ln 10 \cdot \mathcal{F}^1, \\ \partial_L \mathcal{F}^1 &= 0, \\ \partial_P \mathcal{F}^1 &= -\ln 10 \cdot \mathcal{F}^1 \cdot [(\partial \ln \kappa / \partial \ln P_T)_T + \alpha + \alpha_m], \\ \partial_T \mathcal{F}^1 &= \ln 10 \cdot \mathcal{F}^1 \cdot [4 - (\partial \ln \kappa / \partial \ln T)_{P_T} + \delta + \delta_m], \\ \partial_R \mathcal{F}^2 &= -2 \cdot \ln 10 \cdot \mathcal{F}^2, \\ \partial_L \mathcal{F}^2 &= 0, \\ \partial_P \mathcal{F}^2 &= \ln 10 \cdot \mathcal{F}^2 \cdot \{ \alpha - \alpha_m + (\partial \ln C_p / \partial \ln P_T)_T \\ &\quad - \beta [2\alpha + (\partial \ln \kappa / \partial \ln P_T)_T + (\partial \ln C_p / \partial \ln P_T)_T] \}, \\ \partial_T \mathcal{F}^2 &= -\ln 10 \cdot \mathcal{F}^2 \cdot \{ \delta - \delta_m - 1 - (\partial \ln C_p / \partial \ln T)_{P_T} \\ &\quad - \beta [3 + 2\delta - (\partial \ln \kappa / \partial \ln T)_{P_T} - (\partial \ln C_p / \partial \ln T)_{P_T}] \}, \\ \partial_R \mathcal{F}^3 &= -2 \cdot \ln 10 \cdot \mathcal{F}^3, \\ \partial_L \mathcal{F}^3 &= 0, \\ \partial_P \mathcal{F}^3 &= \partial_P \mathcal{F}^2 \cdot \nabla'_{\text{ad}} + \ln 10 \cdot \mathcal{F}^3 \cdot (\partial \ln \nabla_{\text{ad}} / \partial \ln P_T)_T, \\ \partial_T \mathcal{F}^3 &= \partial_T \mathcal{F}^2 \cdot \nabla'_{\text{ad}} + \ln 10 \cdot \mathcal{F}^3 \cdot (\partial \ln \nabla_{\text{ad}} / \partial \ln T)_{P_T}, \\ \partial_R \mathcal{F}^4 &= \partial_R \mathcal{F}^1 \cdot \frac{Gm \nabla}{r P_T} + \begin{cases} \ln 10 \cdot (\partial \ln \nabla_c / \partial \ln R - 1) \cdot \mathcal{F}^4 & \text{(convective),} \\ -\ln 10 \cdot \mathcal{F}^4 & \text{(radiative),} \end{cases} \\ \partial_L \mathcal{F}^4 &= \begin{cases} 0 & \text{(convective),} \\ \mathcal{F}^4 / L & \text{(radiative),} \end{cases}\end{aligned}$$

$$\begin{aligned}
\partial_P \mathcal{F}^4 &= \partial_P \mathcal{F}^1 \cdot \frac{Gm \nabla}{r P_T} + \begin{cases} \ln 10 \cdot (\partial \ln \nabla_c / \partial \ln P_T - 1) \cdot \mathcal{F}^4 & \text{(convective),} \\ \ln 10 \cdot [(\partial \ln \kappa / \partial \ln P_T)_T - 1] \cdot \mathcal{F}^4 & \text{(radiative),} \end{cases} \\
\partial_T \mathcal{F}^4 &= \partial_T \mathcal{F}^1 \cdot \frac{Gm \nabla}{r P_T} + \begin{cases} \ln 10 \cdot (\partial \ln \nabla_c / \partial \ln T) \cdot \mathcal{F}^4 & \text{(convective),} \\ \ln 10 \cdot [(\partial \ln \kappa / \partial \ln T)_P - 4] \cdot \mathcal{F}^4 & \text{(radiative),} \end{cases} \\
\partial_R \mathcal{F}^5 &= \partial_R \mathcal{F}^2 \cdot \frac{Gm \nabla}{r P_T} + \ln 10 \cdot (\partial \ln \nabla_c / \partial \ln R - 1) \cdot \mathcal{F}^5, \\
\partial_L \mathcal{F}^5 &= 0, \\
\partial_P \mathcal{F}^5 &= \partial_P \mathcal{F}^2 \cdot \frac{Gm \nabla}{r P_T} + \ln 10 \cdot (\partial \ln \nabla_c / \partial \ln P_T - 1) \cdot \mathcal{F}^5, \\
\partial_T \mathcal{F}^5 &= \partial_T \mathcal{F}^2 \cdot \frac{Gm \nabla}{r P_T} + \ln 10 \cdot (\partial \ln \nabla_c / \partial \ln T) \cdot \mathcal{F}^5, \\
\partial_R \mathcal{F}^6 &= \partial_R \mathcal{F}^3 \cdot \frac{Gm}{r P_T} - \ln 10 \cdot \mathcal{F}^3, \\
\partial_L \mathcal{F}^6 &= 0, \\
\partial_P \mathcal{F}^6 &= \partial_P \mathcal{F}^3 \cdot \frac{Gm}{r P_T} - \ln 10 \cdot \mathcal{F}^6, \\
\partial_T \mathcal{F}^6 &= \partial_T \mathcal{F}^3 \cdot \frac{Gm}{r P_T},
\end{aligned}$$

where $\beta = \gamma_0 v_{\text{conv}} / (1 + \gamma_0 v_{\text{conv}})$.

A.2. Numerical integrals

The quantities ρ_m , α_m and δ_m are integrals over θ :

$$\begin{aligned}
\rho_m(m, \theta) &\equiv \frac{1}{r^2} \cdot \frac{1}{2} \int_0^\pi d\theta r^2(m, \theta) \rho(m, \theta) \sin \theta, \\
\alpha_m(m) &\equiv \left(\frac{\partial \ln \rho_m}{\partial \ln P_T} \right)_T = \frac{\int_0^\pi d\theta r^2(m, \theta) \rho(m, \theta) \alpha(m, \theta) \sin \theta}{\int_0^\pi d\theta r^2(m, \theta) \rho(m, \theta) \sin \theta}, \\
\delta_m(m) &\equiv - \left(\frac{\partial \ln \rho_m}{\partial \ln T} \right)_{P_T} = \frac{\int_0^\pi d\theta r^2(m, \theta) \rho(m, \theta) \delta(m, \theta) \sin \theta}{\int_0^\pi d\theta r^2(m, \theta) \rho(m, \theta) \sin \theta}.
\end{aligned}$$

Of cause, the luminosity L is an integral, too:

$$L(m) \equiv 2\pi \int_0^\pi d\theta r^2(m, \theta) F_r(m, \theta) \sin \theta = \frac{1}{2} \int_0^\pi d\theta L'(m, \theta) L_\odot \sin \theta,$$

where $L' = 4\pi r^2 F_r / L_\odot$. In the one-dimensional case, we know the relationship on the solar surface:

$$L = 4\pi R^2 \sigma T_{\text{eff}}^4. \quad (\text{A4})$$

If we define

$$\begin{aligned} R^2 &\equiv \frac{1}{2} \int_0^\pi d\theta r^2 (M_{\text{tot}}, \theta) \sin \theta, \\ T_{\text{eff}}^4 &\equiv \frac{1}{2R^2} \int_0^\pi d\theta r^2 T^4 (M_{\text{tot}}, \theta) \sin \theta, \end{aligned}$$

Eq. (A4) holds well in the two-dimensional case, where M_{tot} is the total mass of the star.

We use the trapezoidal rule to compute these integrals. For example,

$$\begin{aligned} \rho_m^{ij} &= \frac{\frac{1}{r_{ij}^2} \sum_{\ell=2}^N \frac{1}{2} (r_{i\ell}^2 \rho_{i\ell} \sin \theta_\ell + r_{i\ell-1}^2 \rho_{i\ell-1} \sin \theta_{\ell-1}) (\theta_\ell - \theta_{\ell-1})}{\sum_{\ell=2}^N \frac{1}{2} (\sin \theta_\ell + \sin \theta_{\ell-1}) (\theta_\ell - \theta_{\ell-1})}, \\ \frac{L}{L_\odot} &= \frac{\sum_{\ell=2}^N \frac{1}{2} (L'_{M\ell} \sin \theta_\ell + L'_{M\ell-1} \sin \theta_{\ell-1}) (\theta_\ell - \theta_{\ell-1})}{\sum_{\ell=2}^N \frac{1}{2} (\sin \theta_\ell + \sin \theta_{\ell-1}) (\theta_\ell - \theta_{\ell-1})}, \\ R^2 &= \frac{\sum_{\ell=2}^N \frac{1}{2} (r_{M\ell}^2 \sin \theta_\ell + r_{M\ell-1}^2 \sin \theta_{\ell-1}) (\theta_\ell - \theta_{\ell-1})}{\sum_{\ell=2}^N \frac{1}{2} (\sin \theta_\ell + \sin \theta_{\ell-1}) (\theta_\ell - \theta_{\ell-1})}, \end{aligned}$$

where N is the total grid number in the second dimension θ . We have introduced the normalization factor $[\sum_{\ell=2}^N \frac{1}{2} (\sin \theta_\ell + \sin \theta_{\ell-1}) (\theta_\ell - \theta_{\ell-1})]^{-1}$ to remove the discrete error. The other three integrals do not need the normalization factor:

$$\begin{aligned} \alpha_m^i &= \frac{\sum_{\ell=2}^N \frac{1}{2} (r_{i\ell}^2 \rho_{i\ell} \alpha_{i\ell} \sin \theta_\ell + r_{i\ell-1}^2 \rho_{i\ell-1} \alpha_{i\ell-1} \sin \theta_{\ell-1}) (\theta_\ell - \theta_{\ell-1})}{\sum_{\ell=2}^N \frac{1}{2} (r_{i\ell}^2 \rho_{i\ell} \sin \theta_\ell + r_{i\ell-1}^2 \rho_{i\ell-1} \sin \theta_{\ell-1}) (\theta_\ell - \theta_{\ell-1})}, \\ \delta_m^i &= \frac{\sum_{\ell=2}^N \frac{1}{2} (r_{i\ell}^2 \rho_{i\ell} \delta_{i\ell} \sin \theta_\ell + r_{i\ell-1}^2 \rho_{i\ell-1} \delta_{i\ell-1} \sin \theta_{\ell-1}) (\theta_\ell - \theta_{\ell-1})}{\sum_{\ell=2}^N \frac{1}{2} (r_{i\ell}^2 \rho_{i\ell} \sin \theta_\ell + r_{i\ell-1}^2 \rho_{i\ell-1} \sin \theta_{\ell-1}) (\theta_\ell - \theta_{\ell-1})}, \\ T_{\text{eff}}^4 &= \frac{\sum_{\ell=2}^N \frac{1}{2} (r_{M\ell}^2 T_{M\ell}^4 \sin \theta_\ell + r_{M\ell-1}^2 T_{M\ell-1}^4 \sin \theta_{\ell-1}) (\theta_\ell - \theta_{\ell-1})}{\sum_{\ell=2}^N \frac{1}{2} (r_{M\ell}^2 \sin \theta_\ell + r_{M\ell-1}^2 \sin \theta_{\ell-1}) (\theta_\ell - \theta_{\ell-1})}, \end{aligned}$$

because they have already had their own normalization factors.

A.3. Interior points

A.3.1. $w=P$

There are three blocks in this group. They are:

(I) $l = i-1, k = j$;

(II) $l = i, k = j$;

(III) $l = i, k = j-1$.

We present the results one block by one block using the derivatives given above.

Block I:

$$\begin{aligned}
\frac{\partial F_P^{ij}}{\partial R'_{i-1j}} &= -\frac{1}{2}\Delta s_i \partial_R \mathcal{P}_{i-1j} - \frac{1}{2}\Delta s_i \sum_{\ell=1}^{3,12,15,17} \partial_R \mathcal{B}_{i-1j}^\ell \cdot \mathcal{D}^\ell \\
\frac{\partial F_P^{ij}}{\partial L_{i-1j}} &= 0 \\
\frac{\partial F_P^{ij}}{\partial P'_{i-1j}} &= -\frac{1}{2}\Delta s_i \partial_P \mathcal{P}_{i-1j} - 1 \\
&\quad - \frac{1}{2}\Delta s_i \left[\sum_{\ell=1,2,3,10}^{15,17} \partial_P \mathcal{B}_{i-1j}^\ell \cdot \mathcal{D}^\ell + \sum_{\ell=10,11,13,14} (\mathcal{B}_{i-1j}^\ell + \mathcal{B}_{ij}^\ell) \partial_{P_{i-1j}} \mathcal{D}^\ell \right] \\
\frac{\partial F_P^{ij}}{\partial T'_{i-1j}} &= -\frac{1}{2}\Delta s_i \partial_T \mathcal{P}_{i-1j} \\
&\quad - \frac{1}{2}\Delta s_i \left[\sum_{\ell=1}^{3,12,15,17} \partial_T \mathcal{B}_{i-1j}^\ell \cdot \mathcal{D}^\ell + \sum_{\ell=10,11,13,14} (\mathcal{B}_{i-1j}^\ell + \mathcal{B}_{ij}^\ell) \partial_{T_{i-1j}} \mathcal{D}^\ell \right]
\end{aligned}$$

Block II:

$$\begin{aligned}
\frac{\partial F_P^{ij}}{\partial R'_{ij}} &= -\frac{1}{2}\Delta s_i \partial_R \mathcal{P}_{ij} \\
&\quad - \frac{1}{2}\Delta s_i \left[\sum_{\ell=1}^{3,12,15,17} \partial_R \mathcal{B}_{ij}^\ell \cdot \mathcal{D}^\ell + \sum_{\ell=1,2,3,10}^{15,17} (\mathcal{B}_{i-1j}^\ell + \mathcal{B}_{ij}^\ell) \partial_{R_{ij}} \mathcal{D}^\ell \right] \\
\frac{\partial F_P^{ij}}{\partial L_{ij}} &= 0 \\
\frac{\partial F_P^{ij}}{\partial P'_{ij}} &= -\frac{1}{2}\Delta s_i \partial_P \mathcal{P}_{ij} + 1 \\
&\quad - \frac{1}{2}\Delta s_i \left[\sum_{\ell=1,2,3,10}^{15,17} \partial_P \mathcal{B}_{ij}^\ell \cdot \mathcal{D}^\ell + \sum_{\ell=3,10}^{15} (\mathcal{B}_{i-1j}^\ell + \mathcal{B}_{ij}^\ell) \partial_{P_{ij}} \mathcal{D}^\ell \right]
\end{aligned}$$

$$\begin{aligned} \frac{\partial F_P^{ij}}{\partial T'_{ij}} &= -\frac{1}{2}\Delta s_i \partial_T \mathcal{P}_{ij} \\ &\quad -\frac{1}{2}\Delta s_i \left[\sum_{\ell=1,2,3,10}^{15,17} \partial_T \mathcal{B}_{ij}^\ell \cdot \mathcal{D}^\ell + \sum_{\ell=10}^{15} (\mathcal{B}_{i-1j}^\ell + \mathcal{B}_{ij}^\ell) \partial_{T_{ij}} \mathcal{D}^\ell \right] \end{aligned}$$

Block III:

$$\begin{aligned} \frac{\partial F_P^{ij}}{\partial R'_{ij-1}} &= -\frac{1}{2}\Delta s_i \sum_{\ell=1,2,3,10}^{15,17} (\mathcal{B}_{i-1j}^\ell + \mathcal{B}_{ij}^\ell) \partial_{R_{ij-1}} \mathcal{D}^\ell \\ \frac{\partial F_P^{ij}}{\partial L_{ij-1}} &= 0 \\ \frac{\partial F_P^{ij}}{\partial P'_{ij-1}} &= -\frac{1}{2}\Delta s_i \sum_{\ell=3,12,15} (\mathcal{B}_{i-1j}^\ell + \mathcal{B}_{ij}^\ell) \partial_{P_{ij-1}} \mathcal{D}^\ell \\ \frac{\partial F_P^{ij}}{\partial T'_{ij-1}} &= -\frac{1}{2}\Delta s_i \sum_{\ell=12,15} (\mathcal{B}_{i-1j}^\ell + \mathcal{B}_{ij}^\ell) \partial_{T_{ij-1}} \mathcal{D}^\ell \end{aligned}$$

A.3.2. $w=T$

There are three blocks in this group, too.

Block I:

$$\begin{aligned} \frac{\partial F_T^{ij}}{\partial R'_{i-1j}} &= -\frac{1}{2}\Delta s_i \partial_R \mathcal{T}_{i-1j} - \frac{1}{2}\Delta s_i \sum_{\ell=1,2,3,10}^{15,17} \partial_R \mathcal{T}_{i-1j}^\ell \cdot \mathcal{D}^\ell \\ \frac{\partial F_T^{ij}}{\partial L_{i-1j}} &= -\frac{1}{2}\Delta s_i \partial_L \mathcal{T}_{i-1j} - \frac{1}{2}\Delta s_i \sum_{\ell=1,2,3,10}^{15,17} \partial_L \mathcal{T}_{i-1j}^\ell \cdot \mathcal{D}^\ell \\ \frac{\partial F_T^{ij}}{\partial P_{i-1j}} &= -\frac{1}{2}\Delta s_i \partial_P \mathcal{T}_{i-1j} \\ &\quad -\frac{1}{2}\Delta s_i \left[\sum_{\ell=1,2,3,10}^{15,17} \partial_P \mathcal{T}_{i-1j}^\ell \cdot \mathcal{D}^\ell + \sum_{\ell=10,11,13,14} (\mathcal{T}_{i-1j}^\ell + \mathcal{T}_{ij}^\ell) \partial_{P_{i-1j}} \mathcal{D}^\ell \right] \\ \frac{\partial F_T^{ij}}{\partial T_{i-1j}} &= -\frac{1}{2}\Delta s_i \partial_T \mathcal{T}_{i-1j} - 1 \\ &\quad -\frac{1}{2}\Delta s_i \left[\sum_{\ell=1,2,3,10}^{15,17} \partial_T \mathcal{T}_{i-1j}^\ell \cdot \mathcal{D}^\ell + \sum_{\ell=10,11,13,14} (\mathcal{T}_{i-1j}^\ell + \mathcal{T}_{ij}^\ell) \partial_{T_{i-1j}} \mathcal{D}^\ell \right] \end{aligned}$$

Block II:

$$\begin{aligned}
\frac{\partial F_T^{ij}}{\partial R'_{ij}} &= -\frac{1}{2}\Delta s_i \partial_R \mathcal{T}_{ij} \\
&\quad -\frac{1}{2}\Delta s_i \left[\sum_{\ell=1,2,3,10}^{15,17} \partial_R \mathcal{T}_{ij}^\ell \cdot \mathcal{D}^\ell + \sum_{\ell=1,2,3,10}^{15,17} (\mathcal{T}_{i-1j}^\ell + \mathcal{T}_{ij}^\ell) \partial_{R_{ij}} \mathcal{D}^\ell \right] \\
\frac{\partial F_T^{ij}}{\partial L_{ij}} &= -\frac{1}{2}\Delta s_i \partial_L \mathcal{T}_{ij} - \frac{1}{2}\Delta s_i \sum_{\ell=1,2,3,10}^{15,17} \partial_L \mathcal{T}_{ij}^\ell \cdot \mathcal{D}^\ell \\
\frac{\partial F_T^{ij}}{\partial P_{ij}} &= -\frac{1}{2}\Delta s_i \partial_P \mathcal{T}_{ij} \\
&\quad -\frac{1}{2}\Delta s_i \left[\sum_{\ell=1,2,3,10}^{15,17} \partial_P \mathcal{T}_{ij}^\ell \cdot \mathcal{D}^\ell + \sum_{\ell=3,10}^{15} (\mathcal{T}_{i-1j}^\ell + \mathcal{T}_{ij}^\ell) \partial_{P_{ij}} \mathcal{D}^\ell \right] \\
\frac{\partial F_T^{ij}}{\partial T_{ij}} &= -\frac{1}{2}\Delta s_i \partial_T \mathcal{T}_{ij} + 1 \\
&\quad -\frac{1}{2}\Delta s_i \left[\sum_{\ell=1,2,3,10}^{15,17} \partial_T \mathcal{T}_{ij}^\ell \cdot \mathcal{D}^\ell + \sum_{\ell=10}^{15} (\mathcal{T}_{i-1j}^\ell + \mathcal{T}_{ij}^\ell) \partial_{T_{ij}} \mathcal{D}^\ell \right]
\end{aligned}$$

Block III:

$$\begin{aligned}
\frac{\partial F_T^{ij}}{\partial R'_{ij-1}} &= -\frac{1}{2}\Delta s_i \sum_{\ell=1,2,3,10}^{15,17} (\mathcal{T}_{i-1j}^\ell + \mathcal{T}_{ij}^\ell) \partial_{R_{ij-1}} \mathcal{D}^\ell \\
\frac{\partial F_T^{ij}}{\partial L_{ij-1}} &= 0 \\
\frac{\partial F_T^{ij}}{\partial P'_{ij-1}} &= -\frac{1}{2}\Delta s_i \sum_{\ell=3,12,15} (\mathcal{T}_{i-1j}^\ell + \mathcal{T}_{ij}^\ell) \partial_{P_{ij-1}} \mathcal{D}^\ell \\
\frac{\partial F_T^{ij}}{\partial T'_{ij-1}} &= -\frac{1}{2}\Delta s_i \sum_{\ell=12,15} (\mathcal{T}_{i-1j}^\ell + \mathcal{T}_{ij}^\ell) \partial_{T_{ij-1}} \mathcal{D}^\ell
\end{aligned}$$

A.3.3. $w=R$

In this group only the first two blocks are nonzero.

Block I:

$$\frac{\partial F_R^{ij}}{\partial R'_{i-1j}} = -\frac{1}{2}\Delta s_i \partial_R \mathcal{R}_{i-1j} - 1$$

$$\begin{aligned}\frac{\partial F_R^{ij}}{\partial L_{i-1j}} &= 0 \\ \frac{\partial F_R^{ij}}{\partial P'_{i-1j}} &= -\frac{1}{2}\Delta s_i \partial_P \mathcal{R}_{i-1j} \\ \frac{\partial F_R^{ij}}{\partial T'_{i-1j}} &= -\frac{1}{2}\Delta s_i \partial_T \mathcal{R}_{i-1j}\end{aligned}$$

Block II:

$$\begin{aligned}\frac{\partial F_R^{ij}}{\partial R'_{ij}} &= -\frac{1}{2}\Delta s_i \partial_R \mathcal{R}_{ij} + 1 \\ \frac{\partial F_R^{ij}}{\partial L_{ij}} &= 0 \\ \frac{\partial F_R^{ij}}{\partial P'_{ij}} &= -\frac{1}{2}\Delta s_i \partial_P \mathcal{R}_{ij} \\ \frac{\partial F_R^{ij}}{\partial T'_{ij}} &= -\frac{1}{2}\Delta s_i \partial_T \mathcal{R}_{ij}\end{aligned}$$

A.3.4. $w = L$

Similarly, in this group only the first two blocks are nonzero.

Block I:

$$\begin{aligned}\frac{\partial F_L^{ij}}{\partial R'_{i-1j}} &= -\frac{1}{2}\frac{\Delta s_i \cot \theta_j}{\Delta \theta_j} \left[\sum_{\ell=1}^2 \partial_R \mathcal{F}_{i-1j}^\ell \cdot (T'_{ij} - T'_{ij-1}) \right. \\ &\quad \left. + \partial_R \mathcal{F}_{i-1j}^3 \cdot (P'_{ij} - P'_{ij-1}) + \sum_{\ell=4}^6 \partial_R \mathcal{F}_{i-1j}^\ell \cdot (r'_{ij} - r'_{ij-1}) \right] \\ \frac{\partial F_L^{ij}}{\partial L_{i-1j}} &= -1 \\ \frac{\partial F_L^{ij}}{\partial P'_{i-1j}} &= -\frac{1}{2}\Delta s_i \partial_P \mathcal{L}_{i-1j} \\ &\quad -\frac{1}{2}\frac{\Delta s_i \cot \theta_j}{\Delta \theta_j} \left[\sum_{\ell=1}^2 \partial_P \mathcal{F}_{i-1j}^\ell \cdot (T'_{ij} - T'_{ij-1}) \right.\end{aligned}$$

$$\begin{aligned}
& + \partial_P \mathcal{F}_{i-1j}^3 \cdot (P'_{ij} - P'_{ij-1}) + \sum_{\ell=4}^6 \partial_P \mathcal{F}_{i-1j}^\ell \cdot (r'_{ij} - r'_{ij-1}) \Big] \\
\frac{\partial F_L^{ij}}{\partial T'_{i-1j}} &= -\frac{1}{2} \Delta s_i \partial_T \mathcal{L}_{i-1j} \\
& - \frac{1}{2} \frac{\Delta s_i \cot \theta_j}{\Delta \theta_j} \left[\sum_{\ell=1}^2 \partial_T \mathcal{F}_{i-1j}^\ell \cdot (T'_{ij} - T'_{ij-1}) \right. \\
& \left. + \partial_T \mathcal{F}_{i-1j}^3 \cdot (P'_{ij} - P'_{ij-1}) + \sum_{\ell=4}^6 \partial_T \mathcal{F}_{i-1j}^\ell \cdot (r'_{ij} - r'_{ij-1}) \right]
\end{aligned}$$

Block II:

$$\begin{aligned}
\frac{\partial F_L^{ij}}{\partial R'_{ij}} &= -\frac{1}{2} \frac{\Delta s_i \cot \theta_j}{\Delta \theta_j} \left[\sum_{\ell=1}^2 \partial_R \mathcal{F}_{ij}^\ell \cdot (T'_{ij} - T'_{ij-1}) \right. \\
& \left. + \partial_R \mathcal{F}_{ij}^3 \cdot (P'_{ij} - P'_{ij-1}) + \sum_{\ell=4}^6 [\partial_R \mathcal{F}_{ij}^\ell \cdot (r'_{ij} - r'_{ij-1}) + (\mathcal{F}_{ij}^\ell + \mathcal{F}_{i-1j}^\ell) \cdot \delta_R] \right] \\
\frac{\partial F_L^{ij}}{\partial L_{ij}} &= 1 \\
\frac{\partial F_L^{ij}}{\partial P'_{ij}} &= -\frac{1}{2} \Delta s_i \partial_P \mathcal{L}_{ij} \\
& - \frac{1}{2} \frac{\Delta s_i \cot \theta_j}{\Delta \theta_j} \left[\sum_{\ell=1}^2 \partial_P \mathcal{F}_{ij}^\ell \cdot (T'_{ij} - T'_{ij-1}) \right. \\
& \left. + \partial_P \mathcal{F}_{ij}^3 \cdot (P'_{ij} - P'_{ij-1}) + (\mathcal{F}_{ij}^3 + \mathcal{F}_{i-1j}^3) \cdot \delta_P + \sum_{\ell=4}^6 \partial_P \mathcal{F}_{ij}^\ell \cdot (r'_{ij} - r'_{ij-1}) \right] \\
\frac{\partial F_L^{ij}}{\partial T'_{ij}} &= -\frac{1}{2} \Delta s_i \partial_T \mathcal{L}_{ij} \\
& - \frac{1}{2} \frac{\Delta s_i \cot \theta_j}{\Delta \theta_j} \left\{ \sum_{\ell=1}^2 [\partial_T \mathcal{F}_{ij}^\ell \cdot (T'_{ij} - T'_{ij-1}) + (\mathcal{F}_{ij}^\ell + \mathcal{F}_{i-1j}^\ell) \cdot \delta_T] \right. \\
& \left. + \partial_T \mathcal{F}_{ij}^3 \cdot (P'_{ij} - P'_{ij-1}) + \sum_{\ell=4}^6 \partial_T \mathcal{F}_{ij}^\ell \cdot (r'_{ij} - r'_{ij-1}) \right\}
\end{aligned}$$

where $\delta_P = 1$ when $P_{ij} \neq P_{ij-1}$, and $\delta_P = 0$ when $P_{ij} = P_{ij-1}$. The definition of δ_T is similar.

Block III:

$$\begin{aligned}
\frac{\partial F_L^{ij}}{\partial R'_{ij-1}} &= \frac{1}{2} \frac{\Delta s_i \cot \theta_j}{\Delta \theta_j} \sum_{\ell=4}^6 (\mathcal{F}_{ij}^\ell + \mathcal{F}_{i-1j}^\ell) \cdot \delta_R \\
\frac{\partial F_L^{ij}}{\partial L_{ij-1}} &= 0 \\
\frac{\partial F_L^{ij}}{\partial P'_{ij-1}} &= \frac{1}{2} \frac{\Delta s_i \cot \theta_j}{\Delta \theta_j} (\mathcal{F}_{ij}^3 + \mathcal{F}_{i-1j}^3) \cdot \delta_P \\
\frac{\partial F_L^{ij}}{\partial T'_{ij-1}} &= \frac{1}{2} \frac{\Delta s_i \cot \theta_j}{\Delta \theta_j} \sum_{\ell=1}^2 (\mathcal{F}_{ij}^\ell + \mathcal{F}_{i-1j}^\ell) \cdot \delta_T
\end{aligned}$$

where $\delta_R = 1$ when $r_{ij} \neq r_{ij-1}$, and $\delta_R = 0$ when $r_{ij} = r_{ij-1}$.

A.4. Boundary points

A.4.1. Center

Central boundary points have only block II for $w = r, L$:

$$\begin{aligned}
\frac{\partial F_R^{1j}}{\partial R'_{1j}} &= 1 \\
\frac{\partial F_R^{1j}}{\partial L_{1j}} &= 0 \\
\frac{\partial F_R^{1j}}{\partial P'_{1j}} &= \frac{1}{3} \alpha_{m1j} \\
\frac{\partial F_R^{1j}}{\partial T'_{1j}} &= -\frac{1}{3} \delta_{m1j}
\end{aligned}$$

$$\begin{aligned}
\frac{\partial F_L^{1j}}{\partial R'_{1j}} &= 0 \\
\frac{\partial F_L^{1j}}{\partial L_{1j}} &= 1 \\
\frac{\partial F_L^{1j}}{\partial P'_{1j}} &= -\frac{1}{\ln 10} \partial_P \mathcal{L}_{1j} \\
\frac{\partial F_L^{1j}}{\partial T'_{1j}} &= -\frac{1}{\ln 10} \partial_T \mathcal{L}_{1j}
\end{aligned}$$

The others are zero.

A.4.2. Surface

Standard The surface boundary conditions are linearized as follows:

$$\begin{aligned}\delta r'_{Mj} + 0 \cdot \delta L_{Mj} - a_1 \delta P'_{Mj} - a_2 \delta T'_{Mj} &= -F_R^{M+1j}, \\ 0 \cdot \delta r'_{Mj} + \delta L_{Mj} - L_{Mj} \ln 10 \cdot a_4 \delta P'_{Mj} - L_{Mj} \ln 10 \cdot a_5 \delta T'_{Mj} &= -F_L^{M+1j}.\end{aligned}$$

Deupree's His surface boundary equations are simpler:

$$\begin{aligned}0 \cdot \delta r'_{Mj} + 0 \cdot \delta L_{Mj} + 1 \cdot \delta P'_{Mj} + 0 \cdot \delta T'_{Mj} &= -F_R^{M+1j}, \\ 0 \cdot \delta r'_{Mj} + 0 \cdot \delta L_{Mj} + 0 \cdot \delta P'_{Mj} + 1 \cdot \delta T'_{Mj} &= -F_L^{M+1j},\end{aligned}$$

where

$$\begin{aligned}F_R^{M+1j} &= P'_{M+1j} - P'_{\text{ref}}, \\ F_L^{M+1j} &= T'_{M+1j} - T'_{\text{ref}}.\end{aligned}$$

A.4.3. Pole

The polar boundary equations are extremely simple:

$$\begin{aligned}\delta P'_{i1} - \delta P'_{i2} &= 0 \\ \delta T'_{i1} - \delta T'_{i2} &= 0 \\ \delta r'_{i1} - \delta r'_{i2} &= 0 \\ \delta L_{i1} - \delta L_{i2} &= 0\end{aligned}$$

B. Input physics

B.1. The equations of state

When a magnetic field is present, the equation of state relates the density ρ to the pressure P , temperature T , magnetic energy per unit mass χ , the ratio of specific heats γ , and the chemical composition:

$$\rho = \rho(P_T, T, \chi; X, Z),$$

where $P = P_0 + P_r + P_m$ is the total pressure, P_0 the gas pressure, $P_r = aT^4/3$ the radiative pressure, $P_m = \chi\rho$ the magnetic pressure, X the mass fraction of hydrogen, Z the mass

fraction of elements heavier than helium (the so-called metal mass fraction). Its differential form is

$$\frac{d\rho}{\rho} = \alpha \frac{dP_T}{P} - \delta \frac{dT}{T} - \nu \frac{d\chi}{\chi},$$

where

$$\begin{aligned}\alpha &= (\partial \ln \rho / \partial \ln P) \text{ at constant } T, \chi, \\ \delta &= -(\partial \ln \rho / \partial \ln T) \text{ at constant } P, \chi, \\ \nu &= -(\partial \ln \rho / \partial \ln \chi) \text{ at constant } P, T,\end{aligned}$$

here X and Z are assumed to be constant.

Since it is tedious to accurately calculate the equation of state from first principles, the equations of state are usually provided by the numerical tables as functions of (ρ, T, X, Z) for P_0 , S (entropy), U (internal energy), $(\partial U / \partial \rho)_T$, $c_v = (\partial U / \partial T)_\rho$, $\chi_\rho = (\partial \ln P_0 / \partial \rho)_T$, $\chi_T = (\partial \ln P_0 / \partial T)_\rho$, $\Gamma_1 = (\partial \ln P_0 / \partial \ln \rho)_S$, $\Gamma'_2 = \Gamma_2 / (1 - \Gamma_2) = 1 / \nabla_{\text{ad}}$, and $\Gamma'_3 = (\partial \ln T / \partial \ln \rho)_{P_0} - 1$. The equation of state for the gas is taken from Rogers, Swenson, & Iglesias (1996). In order to take into account a magnetic field based on the EOS tables, one can use the following correction method:

- (i) Using the total pressure $P = P_0 + P_r + P_m$, the total internal energy $U = U_0 + 3P_r / \rho + \chi$, and the total entropy $S = S_0 + 4P_r / \rho T + \chi / T$ to replace the gas pressure P_0 , the gas internal energy U_0 , and the gas entropy S_0 respectively when interpolating to obtain the density for the given P and T ;
- (ii) Using $(P_0 + P_m) / P$ to rescale χ_ρ ;
- (iii) Using P_0 / P to rescale χ_T from the EOS tables and add $4P_r / P$;
- (iv) Adding $12P_r / T$ to c_v from the EOS tables;
- (v) Computing $\Gamma'_3 = P\chi_T / c_v \rho T$, $\Gamma_1 = \chi_\rho + \chi_T \Gamma'_3$, and $\Gamma'_2 = \Gamma_1 / \Gamma'_3$.

Taking these as known, we can calculate

$$\alpha = 1 / \chi_\rho, \quad \delta = \chi_T / \chi_\rho, \quad \nu = P_m / P, \quad \nabla_{\text{ad}} = 1 / \Gamma'_2, \quad c_p = P\delta / \rho T \nabla_{\text{ad}}.$$

These quantities are used in calculating the convective gradient ∇_c .

B.2. Energy generation

The calculation of the energy generation includes the individual rates for the PP-chain (PPI, PPII, PPIII), the CNO-cycle with a simplified NO approach to equilibrium. The coefficients of all of the reaction rates and the formulae for most of them are taken from Fowler, Caughlan and Zimmerman (1975).

The reaction rate for the PP-chain is actually that for the $H^1(p, e^+\nu)D^2$ reaction and assumes that all the other reactions in the chain are relatively instantaneous. The burning rate is then

$$(dX/dt)_{PP} = 4.181 \cdot 10^{-15} \rho X^2 T_9^{-2/3} \exp(-3.380/T_9^{1/3}) \cdot \phi(\alpha') \cdot (1.0 + 0.123T_9^{1/3} + 1.09T_9^{2/3} + 0.938T_9) \text{ sec}^{-1},$$

where $T_9 = T/10^9$ °K, the screening factor f_s is set equal to 1,

$$\begin{aligned} \phi(\alpha') &= 1 + \alpha'[(1 + 2/\alpha')^{1/2} - 1] \\ \alpha' &= 1.93 \cdot 10^{17} (Y/2X)^2 \exp(-10.0/T_9^{1/3}). \end{aligned}$$

The total energy of the PP-chain (subtracting the energy of the neutrinos which are produced) is

$$\epsilon_{PP} = 6.398 \cdot 10^{18} \psi (dX/dt)_{PP} \text{ erg/gm/sec},$$

where

$$\begin{aligned} \psi &= 0.979f_I + 0.960f_{II} + 0.721f_{III} \\ f_I &= [(1 + 2/\alpha')^{1/2} - 1]/[(1 + 2/\alpha')^{1/2} + 3] \\ f_{II} &= (1 - f_I)/(1 + \Gamma) \\ f_{III} &= 1 - f_I - f_{II} \\ \Gamma &= 10^{15.6837} [X/(1 + X)] T_9^{-1/6} \exp(-10.262/T_9^{1/3}). \end{aligned}$$

The derivatives of ϵ_{PP} can be found directly:

$$\begin{aligned} (\partial \ln \epsilon_{PP} / \partial \ln \rho)_T &= \epsilon_{PP} \\ (\partial \ln \epsilon_{PP} / \partial \ln T)_\rho &= \epsilon_{PP} [-2/3 + 1.1267/T_9^{1/3} + (\partial \ln \phi / \partial \ln T)_\rho + (\partial \ln \psi / \partial \ln T)_\rho \\ &\quad + (0.041T_9^{1/3} + 0.727T_9^{2/3} + 0.938T_9) \\ &\quad / (1 + 0.123T_9^{1/3} + 1.09T_9^{2/3} + 0.938T_9)] \\ (\partial \ln \phi / \partial \ln T)_\rho &= (2/\phi - 1)(1 + 2/\alpha')^{-1/2} 3.333/T_9^{1/3} \\ (\partial \ln \psi / \partial \ln T)_\rho &= \psi^{-1} \{ [0.258 - 0.239/(1 + \Gamma)] (\partial f_I / \partial \ln T)_\rho \end{aligned}$$

$$\begin{aligned}
& -0.239 f_{\text{III}} / (1 + \Gamma) (\partial \ln \Gamma / \partial \ln T)_\rho \} \\
(\partial \ln \Gamma / \partial \ln T)_\rho &= -1/6 + 3.4207 / T_9^{1/3} \\
(\partial f_{\text{I}} / \partial \ln T)_\rho &= -4 \{ \alpha' (1 + 2/\alpha')^{1/2} [(q + 2/\alpha')^{1/2} + 3]^2 \}^{-1} \cdot 3.333 / T_9^{1/3}
\end{aligned}$$

In the calculation of the CNO bi-cycle, CN equilibrium is assumed and the CN cycle is assumed to be the only source of energy. The hydrogen-burning rate due to the CN cycle is then

$$(dX/dt)_{\text{CN}} = 1.202 \cdot 10^7 \rho X X_{\text{N}} T_9^{-2/3} \exp(-15.228/T_9^{1/3}) \text{ sec}^{-1}$$

and the energy produced is

$$\epsilon_{\text{CN}} = 5.977 \cdot 10^{18} (dX/dt)_{\text{CN}} \text{ erg/gm/sec.}$$

The value of X_{N} (N^{14} abundance by weight) assumes that all the carbon and nitrogen is in the form of N^{14} ,

$$X_{\text{N}} = Z - Z_{\text{m}} - X_{\text{O}},$$

where Z is the total metal abundance by weight, Z_{m} is the weight abundance of all non-CNO metals, and X_{O} is the weight abundance of O^{16} . The approach to NO equilibrium is taken as a simple burning rate of O^{16} assuming O^{17} equilibrium,

$$\begin{aligned}
dX_{\text{O}}/dt &= 9.54 \cdot 10^7 \rho X X_{\text{O}} T_9^{-17/21} \exp(-16.693/T_9^{1/3}) \\
&\quad - 1.6 \cdot 10^{-3} (dX/dt)_{\text{CN}} \text{ sec}^{-1}
\end{aligned}$$

Between successive models the value of X_{O} is decreased at a rate of (dX_{O}/dt) per second, and thus the value of X_{N} is correspondingly increased. Here are the derivatives of the CN energy production:

$$\begin{aligned}
(\partial \epsilon_{\text{CN}} / \partial \ln \rho)_T &= \epsilon_{\text{CN}} \\
(\partial \epsilon_{\text{CN}} / \partial \ln T)_\rho &= \epsilon_{\text{CN}} (-2/3 + 5.076/T_9^{1/3}).
\end{aligned}$$

B.3. Radiative opacities

An estimate of magnetic effects on the radiative opacities [$\kappa = \kappa(T, \rho, X, Z)$] can be found in Li and Sofia (2001). Since they are small, we use only the OPAL opacities tables (Iglesias and Rogers 1996) together with the low-temperature opacities from Alexander and Ferguson (1994). For X and Z the linear interpolation is used, but for T and ρ the cubic splint interpolation is used. The cubic splint interpolation scheme allows one to obtain the derivatives of κ with respect to T and ρ . These derivatives are needed in the linearization of the equations of energy transport.

B.4. The convective gradient and its linearization

The calculation of the convective temperature gradient ∇_c in the envelope of the stellar models employs the mixing length theory (Henyey et al. 1965; Lydon and Sofia 1995) when magnetic fields are taken into account.

Defining $\delta' \equiv \nabla_{\text{rad}} - \nabla'_{\text{ad}}$, the Schwarzschild (1906) criterion is used to determine convection: $\delta > 0$ means convective. In the deep interior convection zones ∇_c is set equal to the adiabatic gradient ∇'_{ad} .

In the envelope the evaluation of ∇_c is more complex, and we solve

$$F(x) \equiv a_3 x^3 + x^2 + a_1 x - 1 = 0$$

for $y > 0$ such that $F(y) = 0$, where

$$\begin{aligned} a_1 &\equiv V = \alpha_3 \phi (\kappa T^3 / C_p) (H_P / g \delta \delta')^{1/2} \\ a_3 &\equiv \frac{3}{4} \phi \omega^2 / V. \end{aligned}$$

We have defined $\delta' \equiv (\nabla_{\text{rad}} - \nabla'_{\text{ad}})$, $\phi \equiv (1 + \frac{1}{3}\omega^2)^{-1}$, and $\alpha_3 \equiv 16\sqrt{2}\sigma$. The root y is guaranteed to lie in the u=interval $(0, +1)$ since $F(0) = -1 < 0$ and $F(1) = a_1 + a_2 > 0$. Further, this root y is unique since the derivative of F , $F'(x) = 3a_3 x^2 + 2x + a_1$, is positive definite for $x > 0$. An initial estimate of the root y is made and a second-order Newton-Raphson correction is applied:

$$\Delta y = -F(y)/F'(y) - \frac{1}{2}[F(y)/F'(y)]^2 \cdot F''(y)/F'(y).$$

The initial estimate of y is $y = 1/a_1$, unless $a_3 > 10^3$ in which case $y = (1/a_3)^{1/3}$ that follows the asymptotic behavior of the solution in either limit. Given the solution y , the convective gradient is computed:

$$\nabla_c = \nabla'_{\text{ad}} + (\nabla_{\text{rad}} - \nabla'_{\text{ad}})y(y + a_1).$$

The linearization of the convective gradient is cumbersome but can be calculated. We consider derivatives with respect to $\ln P_T$, $\ln T$, $\ln R$ and L .

$$\frac{\partial \nabla_c}{\partial \ln x} = \frac{\partial \nabla_{\text{ad}}}{\partial \ln x} + y(y + a_1) \frac{\partial \delta'}{\partial \ln x} + \delta \left[(2y + a_1) \frac{\partial y}{\partial \ln x} + a_1 y \frac{\partial \ln a_1}{\partial \ln x} \right],$$

where

$$\frac{\partial \delta'}{\partial \ln x} = \frac{\partial \nabla'_{\text{rad}}}{\partial \ln x} - \frac{\partial \nabla_{\text{ad}}}{\partial \ln x}.$$

The derivatives of ∇'_{ad} come from the equation of state, and are non-vanishing only for $x = P_T$ or T . The derivatives of

$$\nabla_{\text{rad}} = (3/16\pi ac)(\kappa L L_{\odot} P_T)/(GMT^4)$$

are non-vanishing for $x = P_T$, T , or L ,

$$\begin{aligned}\frac{\partial \nabla_{\text{rad}}}{\partial \ln P_T} &= \nabla_{\text{rad}} \left(1 + \frac{\partial \ln \kappa}{\partial \ln P_T} \right)_T \\ \frac{\partial \nabla_{\text{rad}}}{\partial \ln P_T} &= \nabla_{\text{rad}} \left(-4 + \frac{\partial \ln \kappa}{\partial \ln T} \right)_P \\ \frac{\partial \nabla_{\text{rad}}}{\partial L} &= \nabla_{\text{rad}}/L.\end{aligned}$$

In the radiative zone, the actual temperature gradient is equal to the radiative temperature gradient $\nabla = \nabla_{\text{rad}}$, its derivatives are given here. The opacity tables provide $\log \kappa$ vs. ($\log \rho$, $\log T$). In order to calculate

$$\begin{aligned}(\partial \ln \kappa / \partial \ln T)_P &= (\partial \ln \kappa / \partial \ln T)_{\rho} + (\partial \ln \kappa / \partial \ln \rho)_T (\partial \ln \rho / \partial \ln T)_P, \\ (\partial \ln \kappa / \partial \ln P)_T &= (\partial \ln \kappa / \partial \ln \rho)_T (\partial \ln \rho / \partial \ln T)_P,\end{aligned}$$

one needs $(\partial \ln \kappa / \partial \ln T)_{\rho}$ and $(\partial \ln \kappa / \partial \ln \rho)_T$ (see Iglesias & Rogers 1996, and Alexander & Ferguson 1994). The derivatives of y are functions of a_1 and a_3 ,

$$\frac{\partial y}{\partial \ln x} = -\frac{1}{F'(y)} \left(a_1 y \frac{\partial \ln a_1}{\partial \ln x} + a_3 y^3 \frac{\partial a_3}{\partial \ln x} \right),$$

which need the derivatives of a_1 and a_3 ,

$$\begin{aligned}\frac{\partial \ln a_1}{\partial \ln x} &= \frac{\partial \ln \phi}{\partial \ln x} + \frac{\partial \ln \kappa}{\partial \ln x} + 3 \frac{\partial \ln T}{\partial \ln x} - \frac{\partial \ln C_p}{\partial \ln x} + \frac{1}{2} \frac{\partial \ln H_P}{\partial \ln x} - \frac{1}{2\delta'} \frac{\partial \delta'}{\partial \ln x} \\ &\quad - \frac{1}{2} \frac{\partial \ln g}{\partial \ln x} - \frac{1}{2} \frac{\partial \ln \delta}{\partial \ln x} \\ \frac{\partial \ln a_3}{\partial \ln x} &= 2 \frac{\partial \ln \omega}{\partial \ln x} + \frac{\partial \ln \phi}{\partial \ln x} - \frac{\partial \ln a_1}{\partial \ln x}.\end{aligned}$$

The derivative of $\delta \equiv -(\partial \ln \rho / \partial T)_P$ and C_p are computed by the equation of state. By calculating the derivative of ϕ ,

$$\frac{\partial \ln \phi}{\partial \ln x} = -\frac{2}{3} \omega^2 \phi \frac{\partial \ln \omega}{\partial \ln x},$$

and by expressing H_P and g explicitly, one can obtain

$$\begin{aligned}\frac{\partial \ln a_1}{\partial \ln x} &= -\frac{2}{3} \omega^2 \phi \frac{\partial \ln \omega}{\partial \ln x} - \frac{\partial \ln C_p}{\partial \ln x} - \frac{1}{2\delta} \frac{\partial \delta}{\partial \ln x} - \frac{1}{2} \frac{\partial \ln \delta}{\partial \ln x} \\ &\quad - \frac{P_T}{\ln x} + 3 \frac{\partial \ln T}{\partial \ln x} + 2 \frac{\partial \ln r}{\partial \ln x} + \frac{\partial \ln \kappa}{\partial \ln x} - \frac{1}{2} \frac{\partial \ln \rho}{\partial \ln x} \\ \frac{\partial \ln a_3}{\partial \ln x} &= 2\phi \frac{\partial \ln \omega}{\partial \ln x} - \frac{\partial \ln a_1}{\partial \ln x}.\end{aligned}$$

The derivatives of ω with respect to P_T , T , r are straightforward,

$$\begin{aligned}\frac{\partial \ln \omega}{\partial \ln P_T} &= 1 + \left(\frac{\partial \ln \kappa}{\partial \ln P_T} \right)_T \\ \frac{\partial \ln \omega}{\partial \ln T} &= \left(\frac{\partial \ln \kappa}{\partial \ln T} \right)_P \\ \frac{\partial \ln \omega}{\partial \ln r} &= 2.\end{aligned}$$

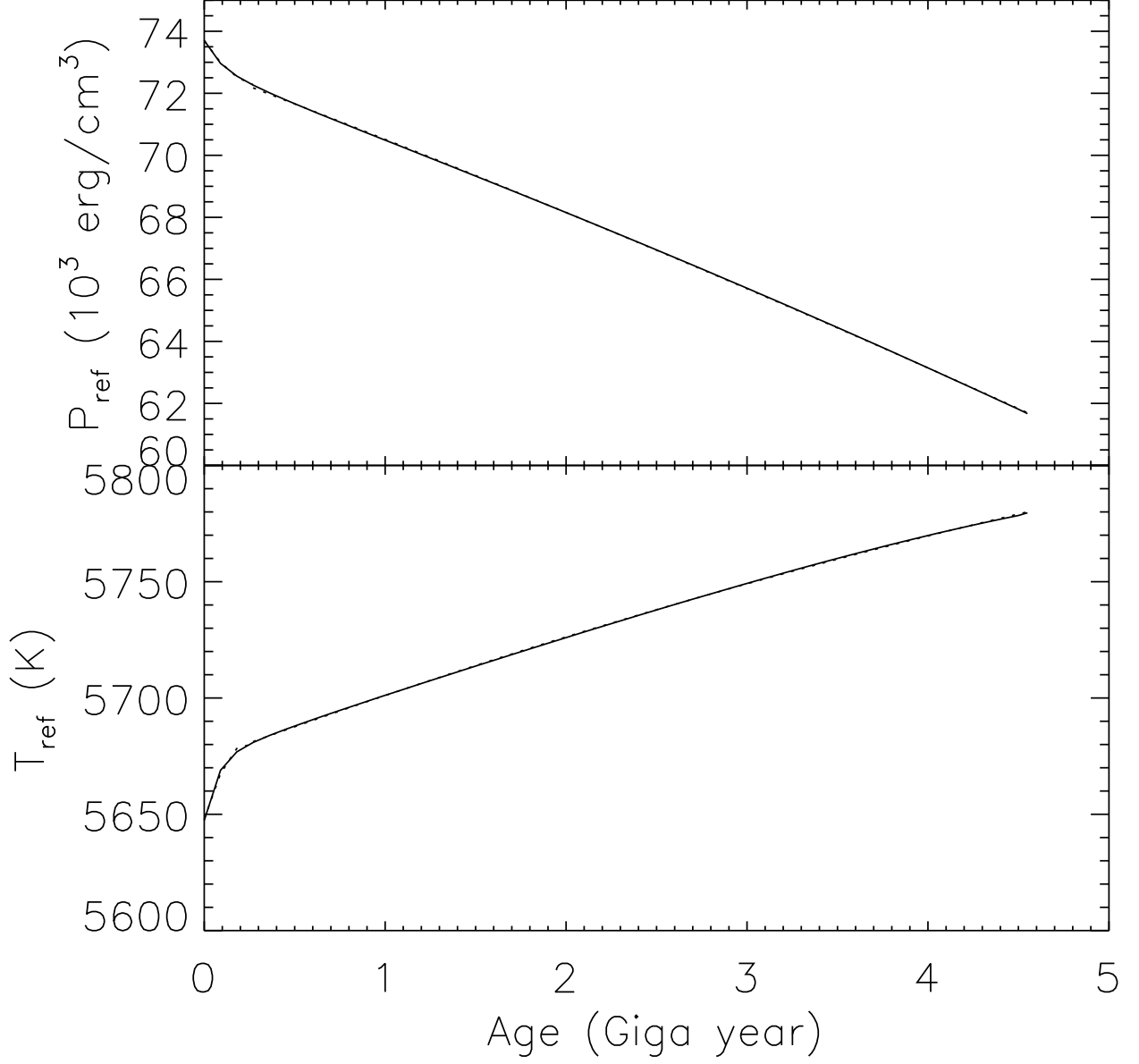


Fig. 1.— Reference values of pressure and temperature at the surface as functions of age. The dotted lines are polynomial fits to the calculated model (solid lines) using the standard surface boundary condition.

[illegible]

Fig. 2.— Linearization equation for a 4×4 -point star.

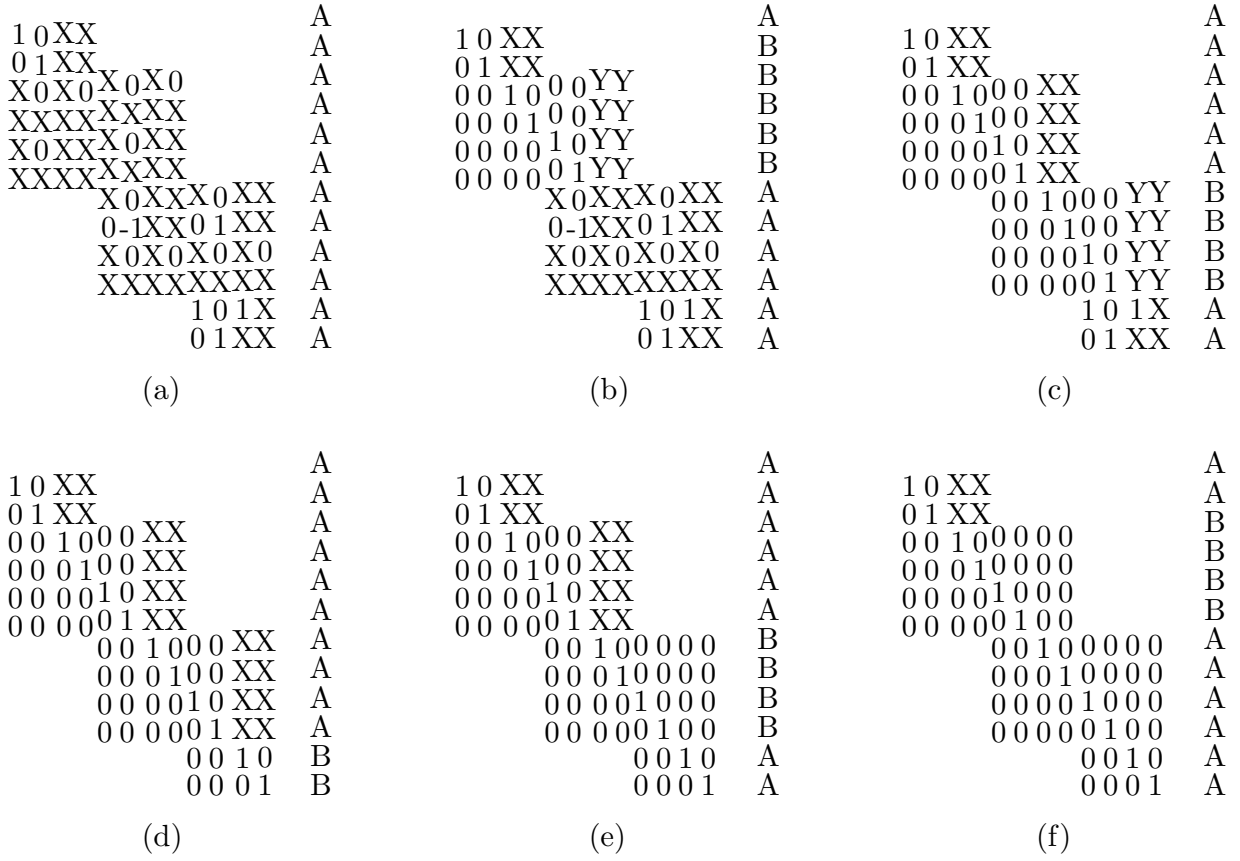


Fig. 3.— Schematic Henyey solution for a 4-point star. The matrix block is denoted by 0's, 1's, and X's are non-zero. The right hand side is denoted by A, the elements changed through pivoting, by Y and B. The final reduction to the identity matrix is not shown.

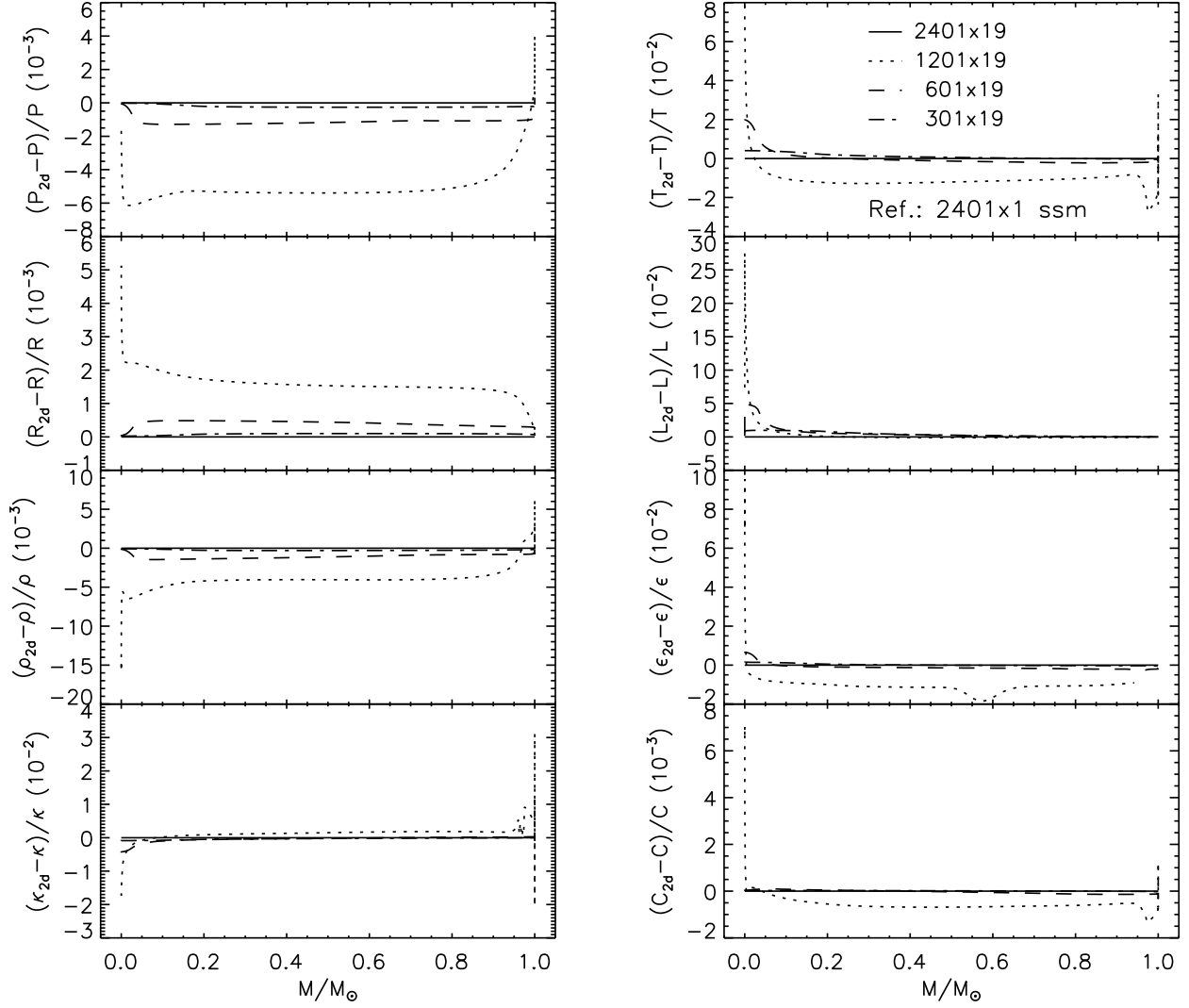


Fig. 4.— Relative changes of pressure P , temperature T , radius R , luminosity L , density ρ , nuclear energy generation rate ϵ , opacity κ , and sound speed C in two-dimensional solar models with different mass-coordinate resolutions ($M = 2401, 1201, 601, 301$) with respect to a one-dimensional standard solar model as functions of mass coordinate.

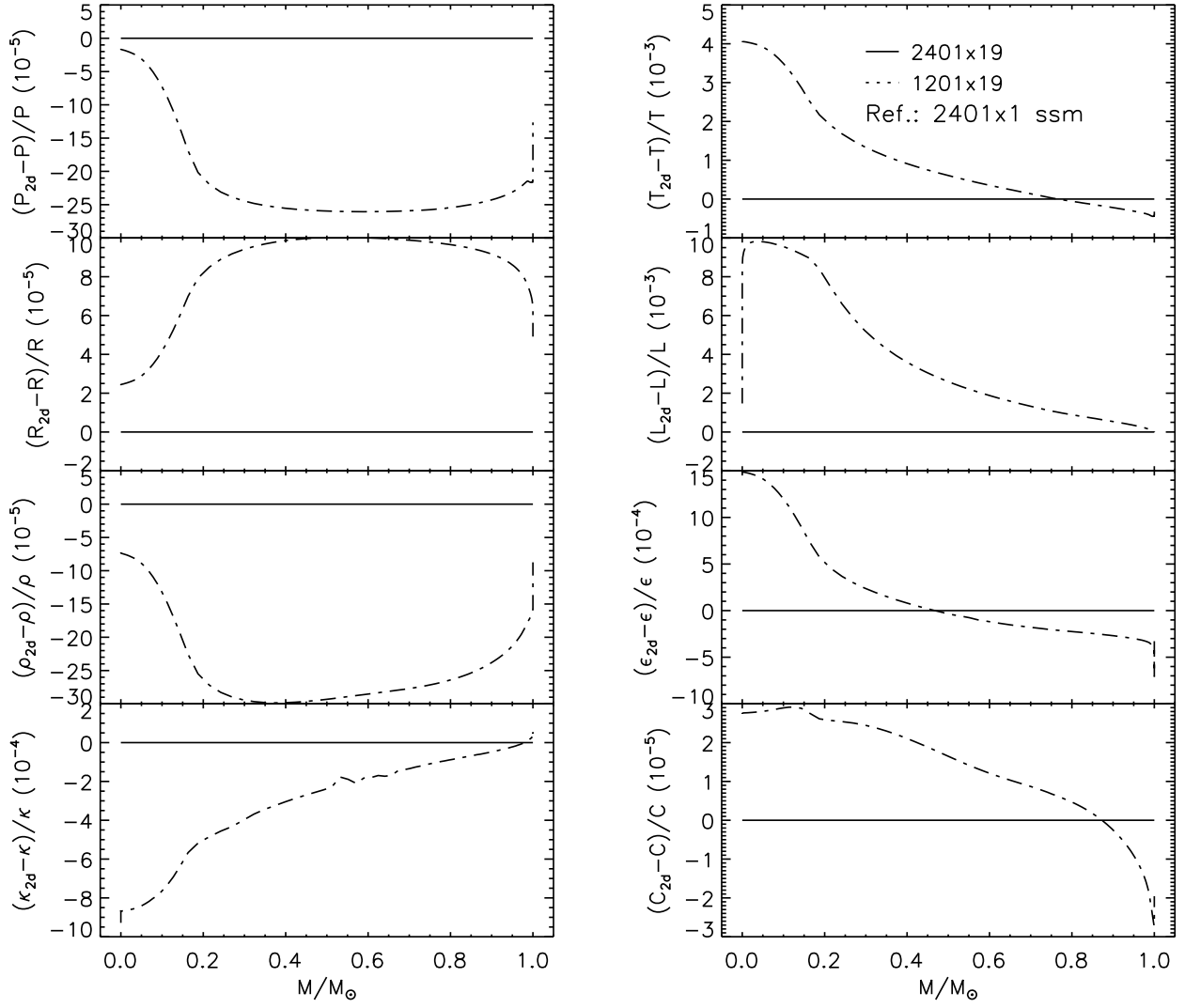


Fig. 5.— Same as Fig. 4, but only for $M = 2401$ and 1201 .

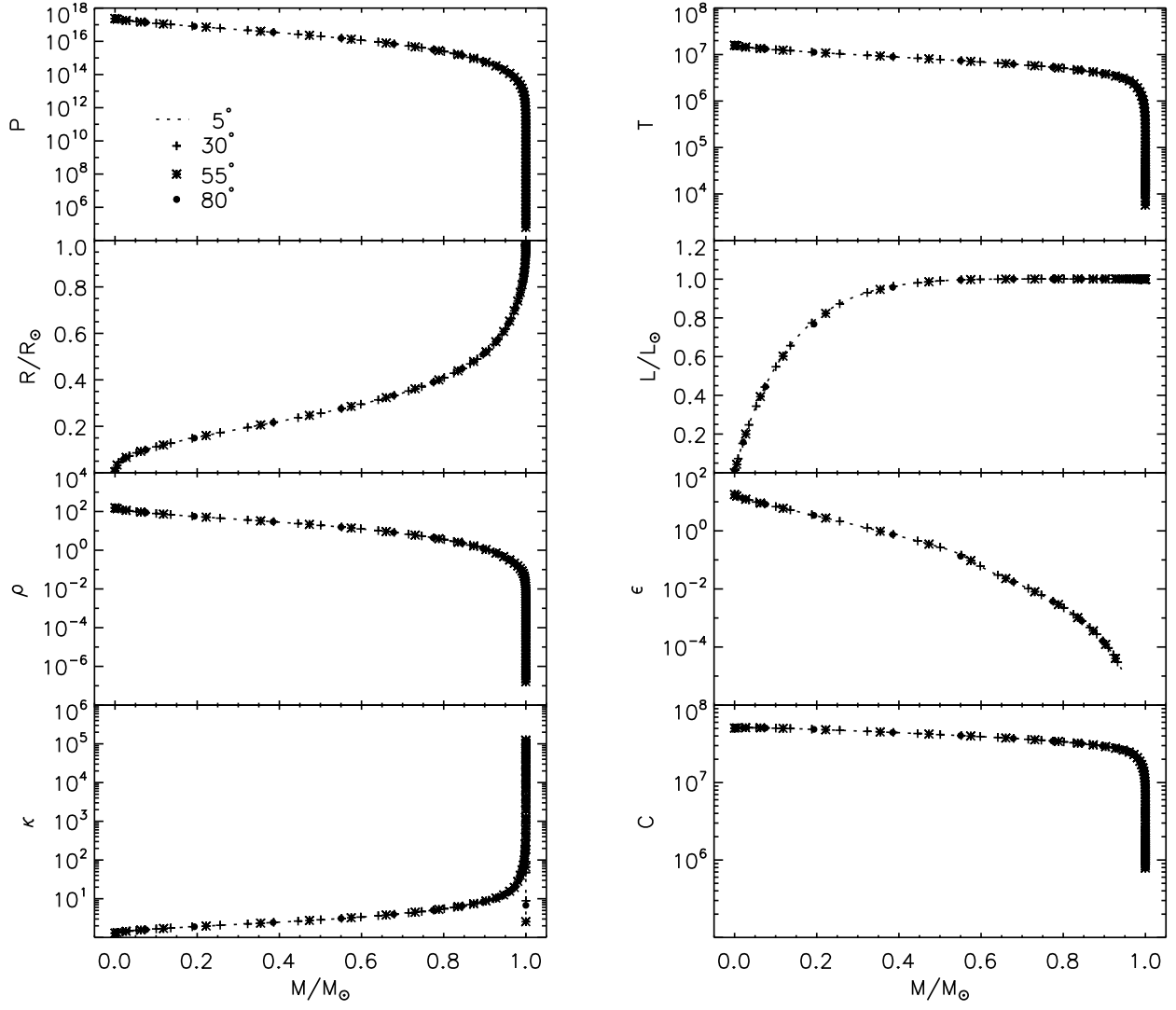


Fig. 6.— Pressure P , temperature T , radius R , luminosity L , density ρ , nuclear energy generation rate ϵ , opacity κ , and sound speed C at different angular coordinates as functions of mass coordinate.

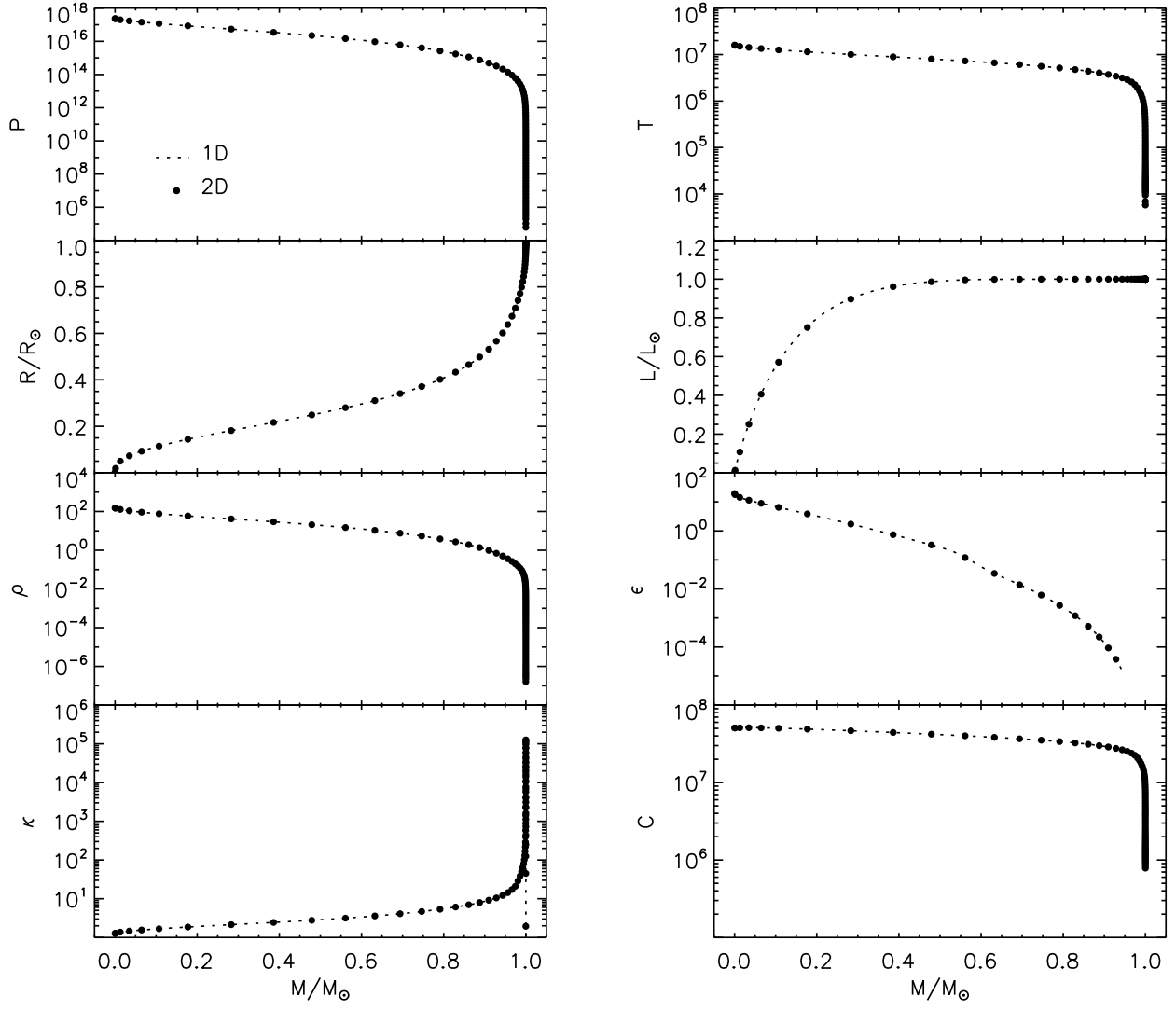


Fig. 7.— Pressure P , temperature T , radius R , luminosity L , density ρ , nuclear energy generation rate ϵ , opacity κ , and sound speed C in both one- and two-dimensional solar models that have the same mass resolution as functions of mass coordinate.

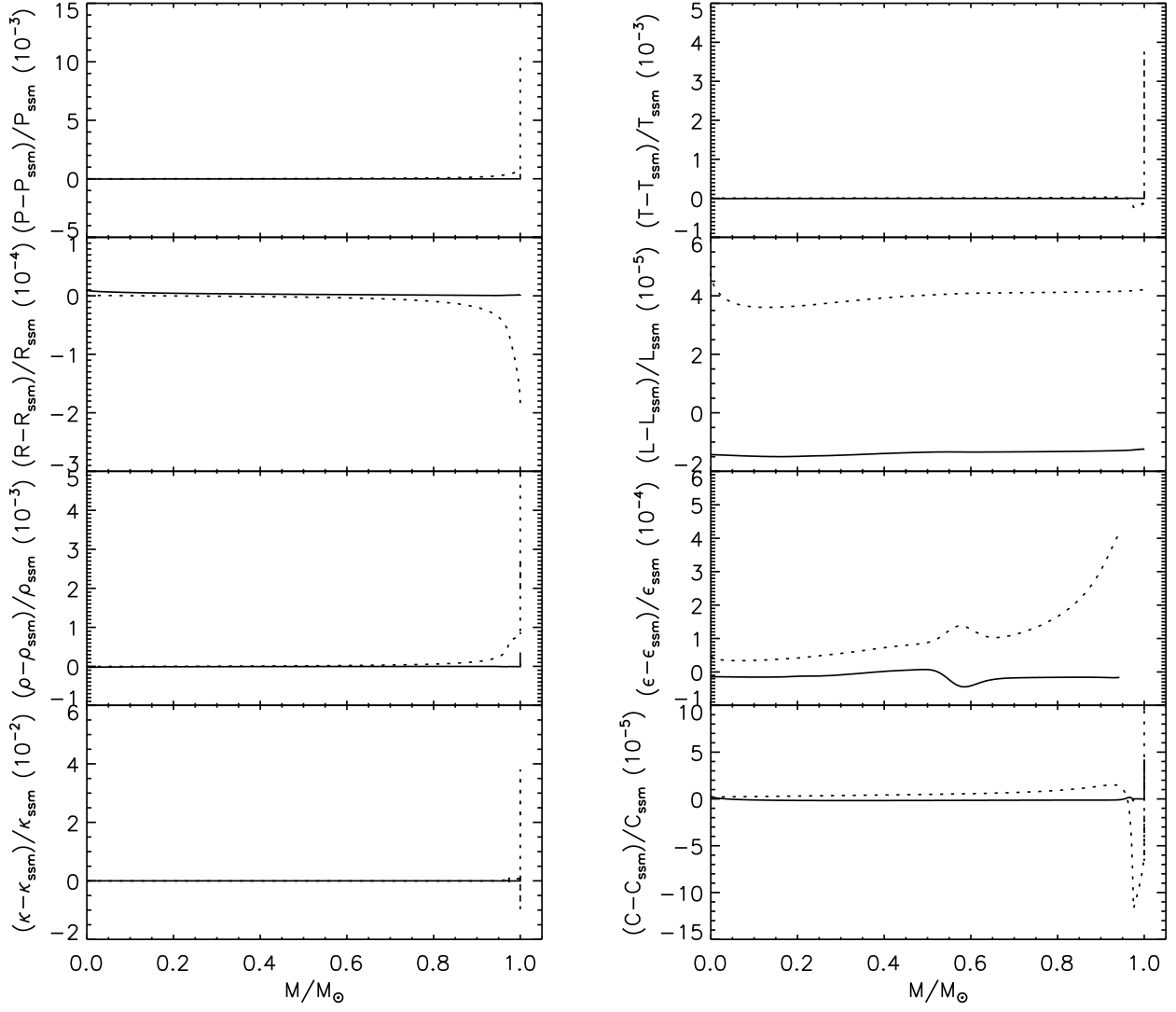


Fig. 8.— Relative changes of pressure P , temperature T , radius R , luminosity L , density ρ , nuclear energy generation rate ϵ , opacity κ , and sound speed C in the two-dimensional solar model with Deupree's surface boundary conditions [solid line: Eqs. (184a-184b); dotted line: 1.01·Eq. (184a), 1.001·Eq. (184b)] with respect to a one-dimensional standard solar model as functions of mass coordinate.