

The low-mass companion of GQ Lup

E.W. GUENTHER¹, R. NEUHÄUSER², G. WUCHTERL², M. MUGRAUER²,
A. BEDALOV², P.H. HAUSCHILDT³

¹ Thüringer Landessternwarte Tautenburg, 07778 Tautenburg, Germany

² Astrophysikalisches Institut und Universitäts-Sternwarte Schillergäßchen 2-3, 07745 Jena, Germany

³ Hamburger Sternwarte, Gojenbergsweg 112, 21029 Hamburg Germany

Received 2.8.2005; accepted 21.10.2005; published online

Abstract. Using NACO on the VLT in the imaging mode we have detected an object at a distance of only 0.7 arcsec from GQ Lup. The object turns out to be co-moving. We have taken two K-band spectra with a resolution of $\lambda/\Delta\lambda = 700$. In here, we analyze the spectra in detail. We show that the shape of spectrum is not spoiled by differences in the Strehl ratio in the blue and in the red part, as well as differential refraction. We reanalyze the spectra and derive the spectral type of the companion using classical methods. We find that the object has a spectral type between M9V and L4V, which corresponds to a T_{eff} between 1600 and 2500 K. Using GAIA-dusty models, we find that the spectral type derivation is robust against different $\log(g)$ -values. The T_{eff} derived from the models is again in the range between 1800 and 2400 K. While the models reproduce nicely the general shape of the spectrum, the ^{12}CO -lines in the spectrum have about half the depth as those in the model. We speculate that this difference might be caused by veiling, like in other objects of similar age, and spectral class. We also find that the absolute brightness of the companion matches that of other low-mass free-floating objects of similar age and spectral type. A comparison with the objects in USco observed by Mohanty et al. (2004b) shows that the companion of GQ Lup has a lower mass than any of these, as it is of later spectral type, and younger. The same is as true, for the companion of AB Pic. To have a first estimate of the mass of the object we compare the derived T_{eff} and luminosity with those calculated from evolutionary tracks. We also point out that future instruments, like NAHUAL, will finally allow us to derive the masses of such objects more precisely.

Key words: exo-planets, brown dwarfs

©0000 WILEY-VCH Verlag GmbH & Co. KGaA, Weinheim

1. Introduction

Now more than 160 extrasolar planets have been discovered indirectly by means of precise the radial velocity measurements of the host stars. At least for the 6 transiting planets the planetary nature of these objects is confirmed (e.g. Charbonneau et al. 2000). In two additional cases the planetary nature of the orbiting objects is confirmed astrometrically (Benedict et al. 2002). In many other cases, astrometric measurements are at least precise enough to rule out binary star viewed almost face on.

A statistical analysis shows that the observed frequency of solar-like stars having planets with a minimum mass $\geq 0.3 M_{Jupiter}$ orbiting at distances of ≤ 5 AU is 9% (Lineweaver & Grether 2003). It is thus quite surprising that brown dwarfs are very rare as close companions to normal

stars, in contrast to planets and stellar companions. The lack of brown dwarfs as companions is thus often referred as the brown dwarf desert. Marcy et al. (2003) estimate from their radial velocity (RV) survey of old, solar-like stars that the frequency of brown dwarfs with 3 AU of the host stars is only $0.5 \pm 0.2\%$, and thus much smaller than the frequency of planets, or the frequency of binaries. This result is recently confirmed by a radial velocity survey of stars in the Hyades which, combined with AO-imaging also shows that the number of companions with masses between $10 M_{Jupiter}$ and $55 M_{Jupiter}$ at distances ≤ 8 AU is $\leq 2\%$ (Guenther et al. 2005). Studies by Zucker & Mazeh (2001) show that the frequency of close companions drops off for masses higher than $10 M_{Jupiter}$, although they suspect there is still a higher mass tail that extends up to probably $20 M_{Jupiter}$. From the currently known “planets” 15 have an $m \sin i$ between 7 and $18 M_{Jupiter}$. It has been argued by Rice et al. (2003) that

these massive planets do not form by core accretion, because the host stars do not show enhanced metallicity, unlike stars hosting planets of lower mass. Wide companions (e.g. $d \geq 50$ AU) are detected by means of direct imaging. Unfortunately this means that their masses can only be estimated by comparing their temperature and luminosities with evolutionary tracks. In the case of these pairs, the situation is possibly different, as direct imaging campaigns probably have turned up 11 brown dwarfs orbiting normal stars. The result of all search programs for objects in TWA-Hydra, Tucanae, Horologium and the β Pic region is that the frequency of brown dwarfs at distances larger than 50 AU is $6 \pm 4\%$ (Neuhäuser et al. 2003). This result implies that the frequency of wide binaries consisting of a brown dwarf and a star is much higher than that of close binaries, or it means that there are serious problems with the tracks.

Recently, three very low-mass companions have been identified that could possibly even have masses below $13 M_{\text{Jupiter}}$. 2MASSWJ 1207334-393254 is a brown dwarf with a spectral type M8V. A co-moving companion has been found which is located at a projected distance of 70 AU (Chauvin et al. 2005a). The companion has a spectral type between L6 and L9.5. Assuming that 2MASSWJ 1207334-393254 is a member of the TW Hydra association, and assuming an age 8^{+4}_{-3} Myr, the mass of the primary is $25 M_{\text{Jupiter}}$. Using the non-gray models from Burrows et al. (1997), the authors estimate the mass of the companion as 3 to $10 M_{\text{Jupiter}}$. *AB Pic* also has a very low-mass companion (Chauvin et al. 2005b). *AB Pic* is a K2V star in the Tucana-Horologium association. The age is estimated as ~ 30 Myr. The co-moving companion with a spectral type of L0 to L3 is located at the projected distance of 260 AU from the primary. The K-band spectrum of the companion shows the NaI doublet at 2.205 and 2.209 μm . For this object, the authors give a mass estimate between 13 and $14 M_{\text{Jupiter}}$. The third such object is GQ Lupi which will be discussed here.

2. GQ Lup

GQ Lup is a classical T Tauri star of YY Orionis type located in the Lupus I star-forming region. Quite a number of authors have determined the distance to this star-forming region: Hughes et al. (1993) find 140 ± 20 pc, Knude & Høg (1998) 100 pc, Nakajima et al. (2000) 150 pc, Satori et al. (2003) 147, Franco et al. (2002) 150 pc, de Zeeuw et al. (1999) 142 ± 2 pc, and Teixeira et al. (2000) 85 pc but note that 14 stars of this group have measured parallax-distances, which are on average 138 pc. The most likely value for the distance thus is 140 pc, which will be used in the following. The spectral type of GQ Lup is K7V. Batalha et al. (2001) find a veiling between 0.5 and 4.5 and an extinction A_V of 0.4 ± 0.2 mag, which implies an $A_K = 0.04 \pm 0.02$ mag, and $A_L = 0.02 \pm 0.01$ mag. Using spectra taken with HARPS, we derive a $v \sin i$ of $6.8 \pm 0.4 \text{ km s}^{-1}$, assuming a Gaussian turbulence velocity of 2 km s^{-1} , and assuming a solar-like center to limb variation. The broad-band energy distribution of GQ Lup is shown in Fig. 1 together with a K7V star of $1.5 R_{\odot}$ located at 140 pc. In the optical, the data fits nicely to a

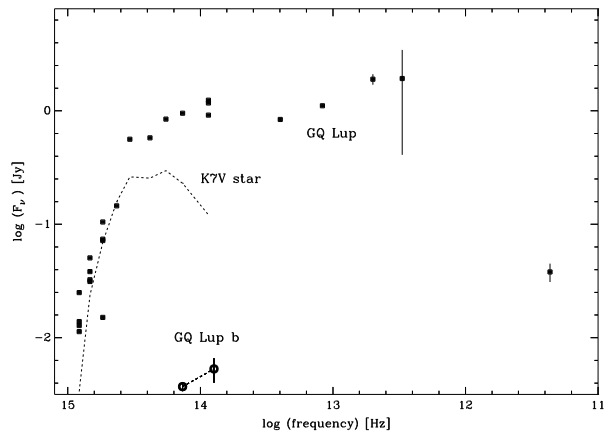


Fig. 1. The figure shows the spectral energy distribution of GQ Lup as derived by using all photometric measurements taken from the literature. Also shown are the two photometric measurements of GQ Lup b, and a K7V star with a diameter of $1.5 R_{\odot}$ located at a distance of 140 pc.

star with low to medium veiling, as observed. In the infrared, a huge excess due to the disk is seen.

3. The spectrum of the companion

We detected a faint companion at a distance of 732.5 ± 3.4 mas with a positional angle of $275.45 \pm 0.30^\circ$ (Neuhäuser et al. 2005). As described in more detail in Mugrauer & Neuhäuser (2005), using our own imaging data, as well as data retrieved from the HST and SUBARU archive, it was shown that the pair has common proper motion at significant levels of larger than 7σ .

After this question is solved, the next question to solve is, what the companion is. Using NACO, we obtained two spectra of the companion. The first spectrum was taken on August 25, 2004, the second on September 13, 2005. The first spectrum had a S/N-ratio of only 25, that is why it was repeated. The second spectrum has a S/N-ratio 45. For our observations we used *S54 SK*-grism and a slit width of 172 mas which gives a resolution of about $\lambda/\Delta\lambda = 700$. Because the Strehl ratio, as well as the refraction depends on wavelength, the flux-loss in the blue and in the red part of the spectrum may differ if a very narrow slit is used. However, since we used a relatively wide slit, and observed airmass 1.24, and 1.30 respectively, this effect is only 1.5% for the wavelength region between 1.8 and 2.6 μm .

There are several classical methods as to derive the spectral types of late-type objects from spectra taken in the K-band. Using the K1-index from Reid et al. (2001) ($K1 = [2.10 - 2.18] - [1.96 - 2.04] / (0.5 * [2.10 - 2.18] + [1.96 - 2.04])$); $Sp - 2.8 + K1 * 21.8$), we find spectral types in the interval M9V to L3V, using the two spectra and using different methods for the flux calibration. Using the $H_2O - D$ -coefficient from McLean et al. (2003) which is simply the flux ratio between 1.964 to 2.075 μm , we derive spectral types in the range between L2V

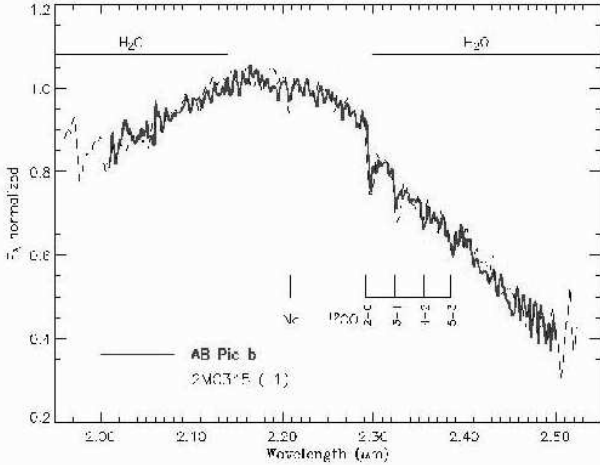


Fig. 2. Spectrum of the companion of AB Pic taken from Chauvin et al. (2005b). These authors assign a spectral type L0 to L3 and an age of 30 Myr to this companion.

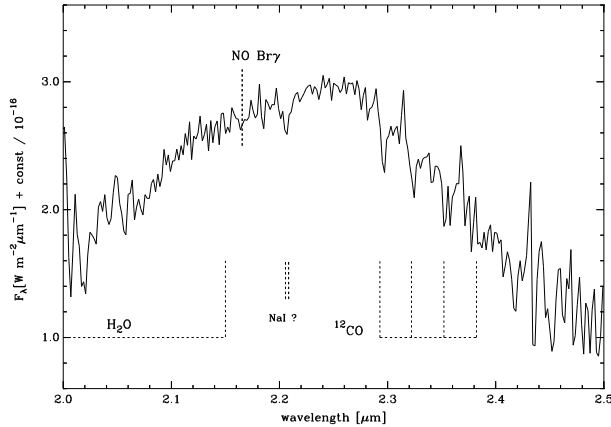


Fig. 3. Spectrum of the companion of GQ Lup. The figure has exactly the same scale as Fig. 2. As can easily be seen, the spectra of the two objects are quite similar. The depth of the CO-lines is also similar. We assign a spectral type M9 to L4.

to L4V. However, this coefficient is known to have an accuracy of only one spectral class. In order to be on the safe side, we thus estimate the spectral type to be between M9V to L4V. Another piece of evidence is the NaI lines at 2.2056 and 2.2084 μm . These line vanishes at a spectral types later than L0V. Unfortunately, there is a telluric band between 2.198 and 2.200 μm , which is difficult to distinguish from the NaI lines in a low resolution spectrum. We thus can only give an upper limit of 3 Å, for the equivalent width of the NaI doublet. Using the conversion from spectral type to T_{eff} from Basri et al. (2000), Kirkpatrick et al. (1999), and Kirkpatrick et al. (2000), this range of spectral types corresponds to T_{eff} -values in the range between 1600 to 2500 K.

The expected K-L'-colours of an object with a spectral type M9V to L4V are between 0.5 and 1.2 mag, which matches reasonably well the derived K-L'-colour of 1.4 ± 0.3

of the companion (Golimowski et al. 2004). Using the extinction to the primary, and assuming a distance of 140 pc, we derive from the observed brightness of $m_{Ks} = 13.1 \pm 0.1$, and $m_{L'} = 11.7 \pm 0.3$, absolute magnitudes of $M_{Ks} = 7.4 \pm 0.1$ and $M_{L'} = 6.0 \pm 0.3$ mag for the companion (Fig. 1). Old M9V to L4V objects have M_{Ks} -values between 9.5 to 12 mag and $M_{L'}$ -values between 9.8 and 10.5 mag. The companion thus is much brighter than old M, or L-dwarfs (Golimowski et al. 2004). When discussing the brightness of the companion, we have to keep in mind that there are three additional effects that may lead to large absolute magnitudes, apart from the young age of the object: The first one simply is that it could be a binary. The second is that the distance could be much smaller than 140 pc. The third possibility is that the brightness is enhanced due to accretion and a disk, like in T Tauri stars. In this respect it is interesting to note that objects of similar age and spectral type often have disks and show signs of accretion. Typical accretion rates are about $10^{-11} M_{\odot} \text{yr}^{-1}$ (Liu, Najita, Tokunaga 2003; Natta et al. 2004; Mohanty et al. 2004a; Mohanty et al. 2005a; Muzerolle et al. 2005). Clear signs of accretion are observed even down to the planetary-mass regime at young ages (Barrado y Navascués 2002). The fact that we do not see the $Br\gamma$ -line in emission does not speak against the accretion hypothesis, as the flux of this line is correlated with the accretion rate, and at $10^{-11} M_{\odot} \text{yr}^{-1}$, we do not expect to see it (Natta et al. 2004). The accretion hypothesis is further supported by the fact that objects with spectral types of late M in Taurus have $K_s - L'$ -colours up to 1.2 mag, and absolute luminosities of $M_K = 6$ to 7, and $M_{L'} \sim 6.0$. The large luminosities and red colours of these objects are usually interpreted as being caused by disks and accretion (Liu, Najita, Tokunaga 2003; Luhmann 2003). The absolute magnitudes of the companion of AB Pic of $M_J = 12.8^{+1.0}_{-0.7}$, $M_H = 11.3^{+1.0}_{-0.7}$, $M_K = 10.8^{+0.9}_{-0.7}$ are also quite similar to the of the companion of GQ Lup. Thus, the companion of GQ Lup is quite a normal for an object of its age, and we should keep in mind that it is likely that there is a disk, and accretion.

4. Comparing the spectrum with GAIA-dusty models

Up to now we have compared the spectrum of the companion of GQ Lup with spectra of old brown dwarfs which have a $\log(g) \sim 5.0$. Thus, one may wonder, whether this causes a problem for the determination of the spectral type. In order to derive T_{eff} it would be better to compare the observed spectrum with spectra of different $\log(g)$. The only way to do this, is to compare the observed spectrum with model calculations. To do this, we use the GAIA-dusty models.

Fig. 4 shows the flux-calibrated spectrum together with two models. Both are calculated for a temperate of 2900 K. One is for $\log(g)=0$ and the other for $\log(g)=4.0$. While the model with $\log(g)=4.0$ reproduces nicely the ^{12}CO lines and to the NaI doublet at 2.205 and 2.209 μm , it does fit to the H_2O -band in the spectrum. Clearly, the object must be cooler than this. Also, if the T_{eff} were 2900 K, the radius of the ob-

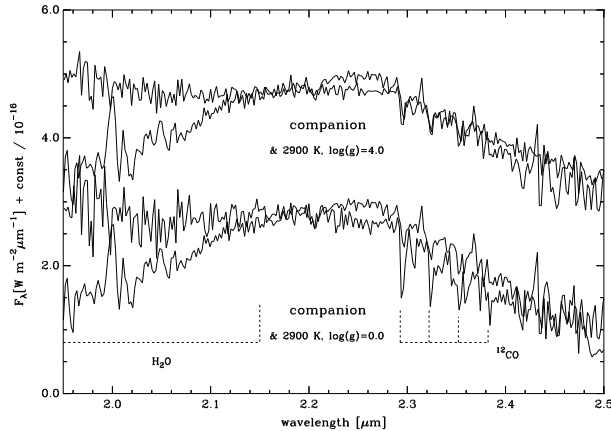


Fig. 4. Flux calibrated spectrum of the companion of GQ Lup. The thick line is the observed spectrum, the thin lines are models calculated for $T_{eff} = 2900$ K and $\log(g)=0$, and $\log(g)=4.0$. Clearly, these models do not fit to the data. The object must be cooler than that.

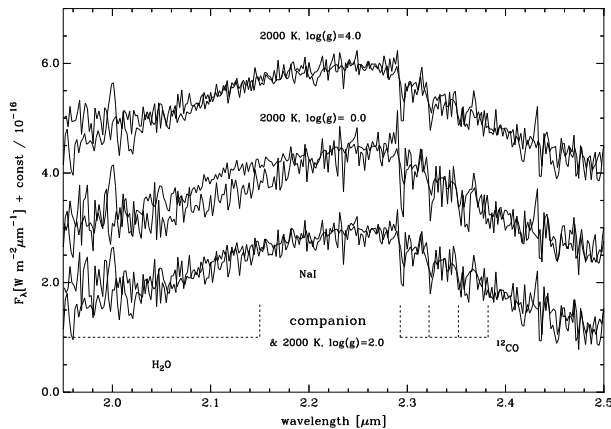


Fig. 5. Flux calibrated spectrum of the companion of GQ Lup. The thick line is the observed spectrum, the thin lines are models calculated for $T_{eff} = 2000$ K and $\log(g)=0$, $\log(g)=2.0$, $\log(g)=4.0$. Clearly, these models fit much better than the ones in Fig. 4.

ject would be $\sim 1.0 R_{Jupiter}$. Which does not seem plausible for a very young low-mass object.

Fig. 5 shows the flux-calibrated spectrum together with two models calculated for a T_{eff} of 2000 K. Judging just from the shape of the spectrum, the three models almost perfectly match the observed spectrum. The fit seems to be better for the two models with $\log(g)=2.0$ and $\log(g)=4.0$. We can do this comparison a little more quantitatively. However, given the cross-talk between $\log(g)$ and T_{eff} , and given that only a spectrum with a resolution of $\lambda/\Delta\lambda$ of 700 is available, the currently achievable accuracy of the determination of $\log(g)$ and T_{eff} is rather limited. We find that T_{eff} -values in the range between 1800 and 2400 K, and $\log(g)$ -values between 1.7 and 3.4 give good fits, in excellent agreement with

the previous temperature estimate. However, as can easily be seen, the ^{12}CO -lines are always a factor two deeper in the model than in the spectrum. If we assume that this difference is caused by veiling due to the presence of the disk, the radius of the companion would be 1.2 to 1.3 $R_{Jupiter}$. If we assume that there is no veiling, the object would have a radius of 1.7 to 1.8 $R_{Jupiter}$. It is interesting to note that the depth of the ^{12}CO -lines in the spectrum of GQ Lup is the same as in the case of the companion of AB Pic. This means that either both have the same veiling, or the ^{12}CO -lines in the models are too deep (Fig. 2).

5. Putting the object into perspective

The problem in giving a mass for the companion is that there is not a single object with an age of about one Myr and such a late spectral type where the mass has been determined directly. Mohanty et al. (2004b) attempted to do this by deriving the $\log(g)$ and T_{eff} -values for late type objects on USco. These objects have an age of about 5 Myr. For the analysis they used spectra with $\Delta\lambda/\lambda = 31000$ in the wavelength-range between 6400 and 8600 Å. For USco 128 and USco 130, which have a spectral type of M7 and M7.5, they find $\log(g)$ -values of 3.25 (Mohanty et al. 2004b; Mohanty, Jayawardhana, Basri 2004c). With these values, they find masses for these objects of 9 to 14 $M_{Jupiter}$. However, during this meeting it was mentioned by the authors that the $\log(g)$ -values are possibly too small by 0.5 dex (Mohanty 2005b). This would increase the masses of these objects to $\geq 20 M_{Jupiter}$. In any case, the mass of the companion of GQ Lup must be lower than that of USco 128 and USco 130, as it has a later spectral type and is younger than these (Fig. 6). Because the companion of GQ Lup has the same spectral type as the companion of AB Pic but is younger, it must have lower mass than it.

Given the cross-talk between $\log(g)$ and T_{eff} , and given that we have a spectrum with a resolution of only $\lambda/\Delta\lambda = 700$, it is currently not possible to constrain the $\log(g)$ sufficiently well to give a mass. For a radius of 1.2 to 1.3 $R_{Jupiter}$, a $\log(g)$ of ≤ 3.7 would imply a mass $\leq 13 M_{Jupiter}$. Similarly, if we assume that there is no veiling, a $\log(g)$ of ≤ 3.4 would imply a planetary mass.

The problem when using evolutionary tracks for objects at very young ages is that the brightness and temperature of the objects depend on the history of the accretion. This means that in principle, the evolutionary tracks from Burrows et al. (1997) and Baraffe et al. (2002) should not be used at such a young age. However, it is still worth-while to have a look at these in order to have an idea. Although an isochrone for 10^6 years is not even shown in Burrows et al. (1997), the $3 \cdot 10^6$ year-isochrone leads to a mass of 3 to 9 $M_{Jupiter}$, with a T_{eff} of 1800 and 2400 K. Similarly, we read of a mass between 3 to 16 $M_{Jupiter}$ from the Fig. 2 in Baraffe et al. (2002).

Burrows et al. (1997) and Baraffe et al. (2002) also give the luminosity for objects at different ages. We may also try to use this result for estimating the masses. According to Golimowski et al. (2004) the bolometric correction BC_K is 3.17 ± 0.06 and 3.38 ± 0.06 for objects with spectral types of

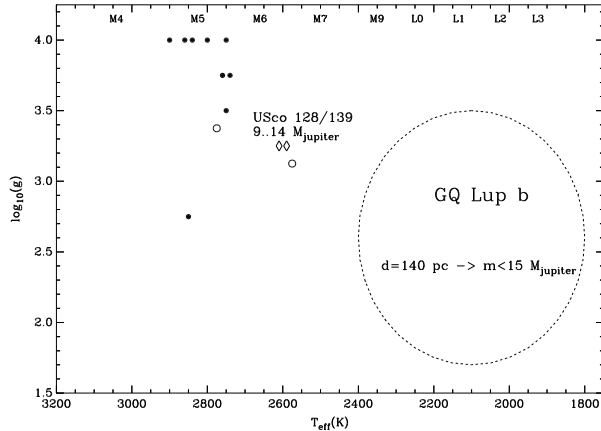


Fig. 6. Comparing the T_{eff} and the $\log(g)$ -values obtained for the companion of GQ Lup with the values obtained for objects in USco by Mohanty et al. (2004b) and Mohanty, Jayawardhana, Basri (2004c). The mass of the companion of GQ Lup must have a mass lower than that of USco 128 and USco 130, because it has a later spectral type and is younger. In these papers the authors give masses of 9 to 14 $M_{Jupiter}$ for USco 128 and USco 130, however as mentioned at this conference, new values of oscillation strength of the TiO-lines imply higher masses.

M9 and L4V, respectively. With $M_K = 7.4 \pm 0.1$, this gives an $m_{bol} = 10.7 \pm 0.2$, or $\log(L/L_\odot) = -2.38 \pm 0.08$, assuming a distance of 140 pc (that is, not taking the error of the distance into account), and assuming that there is no contribution from the disk, or accretion. If we assume such a contribution, the luminosity goes down to $\log(L/L_\odot) = -2.7$. If we further assume that the distance would be only 100 instead of the canonical 140 pc, we would obtain only $\log(L/L_\odot) = -3.0$. For these three assumptions, we derive masses of about 20, 15 and 7 $M_{Jupiter}$ using Burrows et al. (1997), for the three hypothesis respectively. Using Baraffe et al. (2002) we find values of about 30, about 15, and 10 $M_{Jupiter}$, or so.

Now in progress are models which take the formation of the objects into account. Hubickyj, Bodenheimer, and Lissauer (2004) model the formation of giant planets via the accretion of planetesimals and subsequent capture of an envelope from the solar nebula gas. They show that for a short time, a massive planet can be very bright. Unfortunately, no evolutionary tracks giving T_{eff} are shown. Evolutionary tracks for GQ Lup and its companion calculated by Wuchterl were presented in (Neuhäuer et al. 2005) and at this conference (see Wuchterl these proceedings). These tracks give masses between 1 and 2 $M_{Jupiter}$ for the companion of GQ Lup.

6. The future

As mentioned above, the big problem is that there is not a single object with an age of about one Myr and such a late spectral type where the mass has been determined directly. For

deriving the mass by measuring the $\log(g)$ and T_{eff} , spectra with a resolution of $\Delta\lambda/\lambda \geq 30000$ are required. Because of the problems of the TiO lines in the optical, such an experiment is better be carried out at infrared wavelength. The CO-lines in the K-band could be used for instance. However, because of the additional complication that there could be veiling, it is required to observe not only these lines but a much larger number of lines. While CRIRES will give the required spectral resolution, 9 settings are required to cover the J-band, 7 settings for the H-band, and also 7 settings for the K-band. Getting the required data with CRIRES would be time-consuming, to say the least. Such a project thus is only feasible if an instrument like NAHUAL (see Martín et al, this conference) is used.

The other possibility is to determine masses directly in a binary system. While this has not been achieved yet, it is certainly the way to go.

References

- Barrado y Navascués, D., Zapatero Osorio, M. R., Martín, E.L., Béjar, V.J.S., Rebolo, R., Mundt, R.: 2002, A&A 393, L85
- Baraffe, I.; Chabrier, G.; Allard, F.; Hauschildt, P. H.: 2002, A&A 382, 563
- Basri, G., Mohanty, S., Allard, F., Hauschildt, P.H., Delfosse, X., Martín, E.L., Forveille, Th., Goldman, B.: 2000, ApJ 538, 36
- Batalha, C., Lopes, D.F., Batalha, N.M., 2001: ApJ 548, 377
- Benedict, G.F., McArthur, B.E., Forveille, T., Delfosse, X., Nelan, E., Butler, R. P., Spiesman, W., Marcy, G., Goldman, B., Perrier, C., Jefferys, W.H., Mayor, M., 2002: ApJ 581, L115
- Burrows, A., Marley, M., Hubbard, W. B., Lunine, J. I., Guillot, T., Saumon, D., Freedman, R., Sudarsky, D., Sharp, C.: 1997, ApJ 491, 856
- Charbonneau, D., Brown, T.M., Latham, D.W., Mayor, M.: 2000, ApJ 529, L45
- Chauvin, G., Lagrange, A.-M., Dumas, C., Zuckerman, B., Mouillet, D., Song, I., Beuzit, J.-L., Lawrance, P. 2005: A&A 438, 25
- Chauvin, G., Lagrange, A.-M., Zuckerman, B., Dumas, C., Mouillet, D., Song, I., Beuzit, J.-L., Lawrance, P., Bessel, M. 2005: A&A 438, L29
- Franco, G. A. P., 2002: MNRAS 331, 474
- Guenther, E.W., Paulson, D.B., Cochran, W.D., Patience, J., Hatzes, A.P., Macintosh, B. 2005: A&A 442, 1031
- Golimowski, D.A., Leggett, S.K., Marley, M.S., Fan, X., Geballe, T.R., Knapp, G.R. et al.: 2004, AJ 127, 3516
- Hubickyj, O., Bodenheimer, P., & Lissauer, J. J.: 2004, Revista Mexicana de Astronomia y Astrofisica Conference Series 22, 83
- Hughes, J., Hartigan, P., Clampitt, L.: 1993, AJ 105, 571
- Kirkpatrick, J., Reid, I.N., Liebert, J., Cutri, R.M., Nelson, B., Beichman, Ch.A., Dahn, C.C., Monet, D.G., Gizis, J.E., Skrutskie, M.F. 1999: ApJ 519, 802
- Kirkpatrick, J.D., Reid, I. N., Liebert, J., Gizis, J.E., Burgasser, A.J., Monet, D.G., Dahn, C.C., Nelson, B., Williams, R.J. 2000: AJ 120, 447
- Knude, J., Høg, E. 1998: A&A 338, 897
- Lineweaver, Ch. Grether, D. 2003: ApJ 598, 1350L
- Liu, M.C., Najita, J., Tokunaga, A.T.: 2003, ApJ 585, 372
- Luhman, K.L. 2004, ApJ 617, 1216
- Marcy, G., Butler, R. P., Fischer, D. A., & Vogt, S. S. 2003, in ASP Conf. Ser., Scientific Frontiers in Research on Extrasolar Planets, ed. D. Deming, & S. Seager (San Francisco: ASP)
- Mayor, M., Queloz, D.: 1995, Nature 378, 355

- Mohanty, S., Jayawardhana, R., Natta, A., Fujiyoshi, T., Tamura, M., Barrado y Navascués, D. 2004a: ApJ 609, L33
- Mohanty, S., Basri, G., Jayawardhana, R., Allard, F., Hauschildt, P., Ardila, D. 2004b: ApJ 609, 854
- Mohanty, S., Jayawardhana, R., Basri, G.: 2004c, ApJ 609, 885
- Mohanty, S., Jayawardhana, R., Basri, G.: 2005, ApJ 626, 498
- Mohanty, S. these proceedings
- Muzerolle, J., Luhman, K.L., Briceño, C., Hartmann, L., Calvet, N.: 2005, ApJ 625, 906
- McLean, I.S., McGovern, M.R., Burgasser, A.J., Kirkpatrick, J.D., Prato, L., Kim, S.S. 2003: ApJ 596, 561
- Mugrauer, M., Neuhäuser, R., AN submitted
- Nakajima, Y., Tamura, M., Oasa, Y., Nakajima, T.: 2000, AJ 119, 873
- Neuhäuser, R., Guenther, E.W., Alves, J., Huélamo, N., Ott, Th., Eckart, A. 2003: AN 324, 535
- Neuhäuser, R., Guenther, E.W., Wuchterl, G., Mugrauer, M., Bedalov, A., Hauschildt, P.H., 2005: A&A 435, L13
- Natta, A., Testi, L., Muzerolle, J., Randich, S., Comerón, F., Persi, P.: 2004, A&A, 424, 603
- Reid, I. N., Burgasser, A.J., Cruz, K.L., Kirkpatrick, J. D., Gizis, J.E.: 2001, AJ 121, 1710
- Rice, W.K.M., Armitage, P.J., Bonnell, I.A., Bate, M.R., Jeffers, S.V., Vine, S.G.: 2003, MNRAS 346, L36
- Sartori, M.J., Lepine, J.R.D., Dias, W.S.: 2003, A&A 404, 913
- Teixeira, R., Ducourant, C., Sartori, M. J., Camargo, J. I. B., Périé, J.P., Lépine, J.R.D., Benevides-Soares, P., 2000: A&A 361, 1143
- de Zeeuw, P.T., Hoogerwerf, R., de Bruijne, J.H.J., Brown, A.G.A., Blaauw, A.: 1999, AJ 117, 354
- Zucker, Sh., Mazeh, T.: 2001, ApJ 562, 1038