

Forming sub-horizon black holes at the end of inflation

David H. Lyth,¹ Karim A. Malik,¹ Misao Sasaki,² and Ignacio Zaballa¹

¹*Physics Department, University of Lancaster, Lancaster LA1 4YB, United Kingdom*

²*Yukawa Institute for Theoretical Physics, Kyoto University, Kyoto 606-8502, Japan*

(Dated: December 11, 2018)

Previous authors have calculated the mass function of primordial black holes only on scales which are well outside the horizon at the end of inflation. Here we extend the calculation to sub-horizon scales, on which the density perturbation never becomes classical. Regarding the formation of black holes as a ‘measurement’ of the (high peaks) of the density perturbation, we estimate a mass function by assuming that black holes form as soon as inflation ends, in those rare regions where the Bardeen potential exceeds a threshold value of $\Psi_c \simeq 0.5$.

PACS numbers: 04.70.-s, 98.80.-k

astro-ph/0510nnn

I. INTRODUCTION

During inflation the vacuum fluctuation of each light field is promoted around the time of horizon exit to a classical perturbation. According to present thinking, one or more of these light field perturbations is responsible for all primordial perturbations in the Universe [1]. It is usually supposed that primordial perturbations are absent on those very small scales which are still inside the horizon at the end of inflation, on the ground that the vacuum fluctuation on such scales never becomes classical.

These ideas are usually applied to the perturbation on cosmological scales, which at least in the standard cosmology are far outside the horizon by the end of inflation. A different application though is to the formation of Primordial Black Holes (PBH) [2, 3]. After inflation, as each scale comes back inside the horizon, an appreciable number of black holes (BH) will form provided that the mean-square energy density contrast smoothed on that scale is not too far below unity. The black holes form in those relatively rare regions where the density contrast is actually of order unity, and their mass is of order the total energy inside the horizon. Assuming a specific form for the spectrum of the density contrast, this allows one to estimate the mass function of the black holes using for instance the Press-Schechter formalism [4]¹. PBH abundance calculations provide a powerful tool to study inflationary models through their primordial power spectrum over a wide range of scales which are difficult to constrain by other data from Large Scale Structure surveys or Cosmic Microwave Background experiments [9, 10, 11, 12]. For a comprehensive recent review on PBHs see e.g. [13].

The standard PBH calculation makes sense on those scales which are well outside the horizon by the end of inflation, but what is supposed to happen on smaller scales? As the comoving wavenumber k is increased above that wavenumber k_{end} which leaves the horizon at the end of inflation, the standard calculation ceases to make sense and a different calculation must take its place, which takes on board the essentially quantum nature of the vacuum fluctuation. In this paper we explain for the first time how such a calculation should proceed.

The layout of the paper is as follows: in the next section we briefly review how fluctuations in the inflaton field are generated during inflation and calculate the spectrum of the fluctuations at the end of inflation. In Section III we use the primordial power spectrum as input for the Bardeen potential and calculate how the latter then evolves after the end of inflation during radiation domination. In Section IV we investigate how black holes are formed on sub-horizon scales using the Press-Schechter formalism and calculate the mass function of these black holes. We discuss our results and conclude in Section V.

II. THE VACUUM FLUCTUATION

During inflation the vacuum fluctuation of each light (practically massless) field is promoted to a classical perturbation, on those scales which leave the horizon. We shall be interested in single-component inflation, during which

¹ The original PBH abundance calculations [2, 3] and early numerical studies, e.g. [5], used the density contrast (on comoving velocity orthogonal slicings) to study the gravitational collapse. In a recent study [6] (see also [7]) a metric perturbation, the curvature perturbation on uniform density hypersurfaces was used instead, giving excellent agreement with detailed numerical investigations [8].

the only relevant light field is the slowly-rolling inflaton field ϕ . The perturbation of the field, $\delta\phi$, is related to the curvature perturbation \mathcal{R} on comoving, or uniform field hypersurfaces, by

$$\mathcal{R} = -\frac{H}{\dot{\phi}}\delta\phi, \quad (1)$$

where the right hand side of Eq. (1) has to be evaluated on flat slices. In the leading order of the slow-roll approximation the field equation for $\delta\phi$ on flat slices lives in unperturbed spacetime. (In other words, we can ignore the back-reaction of the metric perturbation.)

In this section we recall the standard description of the behaviour during inflation of the vacuum fluctuation of ϕ , which actually applies to the vacuum fluctuation of any practically massless field. We use conformal time τ to work with $\varphi \equiv a\delta\phi$, where a is the scale factor. We take inflation to be exponential corresponding to constant Hubble parameter H , and take

$$\tau = -(aH)^{-1}, \quad (2)$$

so that $\tau = 0$ corresponds to the infinite future.

We consider the Fourier component of φ with comoving wave vector \mathbf{k} , whose classical field equation is

$$\frac{d^2\varphi(\mathbf{k}, \tau)}{d\tau^2} + \left(k^2 - \frac{2}{\tau^2}\right)\varphi(\mathbf{k}, \tau) = 0. \quad (3)$$

Well before horizon exit Eq. (3) reduces to

$$\frac{d^2\varphi(\mathbf{k}, \tau)}{d\tau^2} + k^2\varphi(\mathbf{k}, \tau) = 0. \quad (4)$$

This is the equation of a unit-mass harmonic oscillator with angular frequency k .

Now we quantise the perturbation $\delta\varphi$ while keeping the unperturbed field classical. At the quantum level, each observable corresponds to a hermitian operator. We use a hat to denote operators, so that the operator corresponding to $\delta\varphi(\mathbf{x}, \tau)$ is $\hat{\delta\varphi}(\mathbf{x}, \tau)$. The ‘reality condition’ ensuring that $\hat{\delta\varphi}(\mathbf{x}, \tau)$ is hermitian is

$$\hat{\varphi}(-\mathbf{k}, \tau) = \hat{\varphi}^\dagger(\mathbf{k}, \tau), \quad (5)$$

where the dagger denotes the hermitian conjugate.

As is usual in quantum field theory, we adopt the Heisenberg picture, in which the state vector describing the system is time-independent and the operators corresponding to observables have the classical time-dependence. Then $\hat{\varphi}(\mathbf{k}, \tau)$ is a solution of Eq. (3), and to satisfy the reality condition it must be of the form

$$\hat{\varphi}(\mathbf{k}, \tau) = \varphi(k, \tau)\hat{a}(\mathbf{k}) + \varphi^*(k, \tau)\hat{a}^\dagger(-\mathbf{k}), \quad (6)$$

where $\varphi(k, \tau)$ is a solution of Eq. (3), and \hat{a} is a time-independent operator.

To define $\varphi(k, \tau)$ and \hat{a} , we focus on the era well before horizon exit, and consider a region of space-time much smaller than H^{-1} (i.e. with $\Delta\tau$ and Δx both much less than $(aH)^{-1}$). In such a region space-time is practically flat (in other words, gravity is negligible) and we can assume that flat space-time field theory applies. The scale factor a is practically constant, and we can make the choice $a = 1$ instead of the usual $a_0 = 1$. Then \mathbf{k} is the physical wave-vector, and φ is the original field ϕ .

Flat space-time field theory is constructed in such a way as to arrive at the particle concept. It boils down for scalar fields to noticing that each Fourier component has the dynamics of a unit-mass harmonic oscillator with position $q = \varphi(\mathbf{k})$. The vacuum corresponds to all of the oscillators being in the ground state, and the equally-spaced excited energy levels of each oscillator correspond to the presence of 1, 2, \dots massless particles, each with momentum \mathbf{k} . All of this is encoded by the flat space-time field theory mode function

$$\varphi(k, \tau) = \frac{1}{\sqrt{2k}}e^{-ik\tau}, \quad (7)$$

the commutation relations

$$[\hat{a}(\mathbf{k}), \hat{a}^\dagger(\mathbf{k}')] = \delta^3(\mathbf{k} - \mathbf{k}') \quad [\hat{a}(\mathbf{k}), \hat{a}(\mathbf{k}')] = 0, \quad (8)$$

and the assertion that \hat{a} annihilates the vacuum state,

$$\hat{a}(\mathbf{k})|\text{vacuum}\rangle = 0. \quad (9)$$

The solution of Eq. (3) satisfying the initial condition (7) is

$$\varphi(k, \tau) = \frac{1}{\sqrt{2k}} (1 + ik\tau) \frac{1}{ik\tau} e^{-ik\tau}. \quad (10)$$

We are supposing that the time-independent state vector of the Universe corresponds to the vacuum. At any instant, the vacuum is a superposition of states with definite values for the Fourier components $\varphi(\mathbf{k})$. Consider now some particular instant, and imagine that the Fourier components are measured. As the Fourier components are uncorrelated, the perturbation is gaussian so that all of its stochastic properties are determined by the two-point correlator,

$$\langle \hat{\varphi}(\mathbf{k}) \hat{\varphi}(\mathbf{k}') \rangle = |\varphi^2(k)|^2 \delta^3(\mathbf{k} + \mathbf{k}'). \quad (11)$$

The spectrum of ϕ is defined as

$$\mathcal{P}_\phi = \frac{k^3}{2\pi^2 a^2} |\varphi^2(k)|, \quad (12)$$

the normalisation chosen so that the mean square is

$$\langle |\delta\phi|^2 \rangle = \int_0^\infty \mathcal{P}_\phi(k) \frac{dk}{k}. \quad (13)$$

Well after horizon exit it reduces to the famous result $\mathcal{P}_\phi = (H/2\pi)^2$.

The previous paragraph holds equally before and after horizon exit. The issue of quantum versus classical arises when we consider the evolution after the measurement has been made. The perturbation $\hat{\varphi}(\mathbf{k})$ can be regarded as classical if there exist states, analogous to the “wave packets” that one considers in ordinary quantum mechanics, which are practically eigenstates of $\hat{\varphi}(\mathbf{k})$ over a long period of time. As we are working in the Heisenberg picture, this means that the perturbation is classical if and only if its operator has almost trivial time-dependence,

$$\hat{\varphi}(\mathbf{k}, \tau) \simeq f(\tau) \hat{\varphi}(\mathbf{k}, \tau_0), \quad (14)$$

where f is a number and τ_0 is some initial time. Such is the case well after horizon exit, when [14, 15]

$$\hat{\varphi}(\mathbf{k}, \tau) \simeq \frac{i}{\sqrt{2k^3\tau}} [\hat{a}(\mathbf{k}) - \hat{a}^\dagger(-\mathbf{k})], \quad (15)$$

but not earlier.

This is the usual justification for regarding the field perturbation as classical well after horizon exit. It is not completely satisfactory since in the context of cosmology one can hardly talk about a complete measurement, but it works in practise. (Some of the conceptual issues are addressed in the extensive literature on decoherence, e.g. [16], and on the quantum-to-classical transition [17, 18].) Our concern here is with those Fourier components $\hat{\varphi}(\mathbf{k})$, which at the end of inflation are still inside the horizon or at least not very far outside it.

Limiting ourselves to the issue of black hole formation, we propose that the formation of the black holes should itself be regarded as a measurement. Accordingly, we will go ahead and calculate the mass function of the black holes, using the spectrum (12) exactly as if it referred to a classical quantity. In the end we will confine ourselves to the sub-horizon regime $k \gg k_{\text{end}}$ in order to arrive at a simple and fairly model-independent result, but it is clear that within the context of a given model our methods would allow a continuous mass function to be calculated covering also the regime $k \sim k_{\text{end}}$.

Two notes of caution on the applicability of our results are in order here. Firstly, during the inflationary stage, since the amplitude of \mathcal{R} increases as k/aH increases, there is a scale below which it becomes greater than unity. It is given by $k/aH = 1/\mathcal{R}_{HC}$, where \mathcal{R}_{HC} is the value of \mathcal{R} at the horizon scale. Since we do not know how to deal with this scale, we confine our arguments to scales greater than this critical scale. Secondly, inside the horizon, the metric perturbations due to second order matter perturbations can in general become important. In the case of the quantum fluctuations, this seems to give the condition that the scale should be greater than $V'(\phi)/H^2$, or $k/aH < V'/H^3$, where V is the inflaton potential and a dash denotes differentiation with respect to ϕ . Below this scale, the second order perturbations dominate. Hence the arguments in this article apply only to scales larger than these lower bounds.

A. The evolution of the Bardeen potential and the curvature perturbation

The line element of the unperturbed spatially flat FRW universe is defined as

$$ds^2 = a^2(\tau)(-d\tau^2 + \delta_{ij}dx^i dx^j), \quad (16)$$

where $a(\tau)$ is the scale factor, τ is the conformal time, δ_{ij} is the metric of the flat background, and \mathbf{x} are the spatial coordinates. The perturbed metric in the longitudinal gauge, considering only scalar perturbations, is given by

$$ds^2 = a^2(\tau) \left[-(1 + 2\Psi) d\tau^2 + (1 + 2\Phi) \delta_{ij} dx^i dx^j \right]. \quad (17)$$

In this gauge the metric perturbations coincide with the gauge invariant Bardeen potentials defined in [19], $\Psi = \Phi_A$ and $\Phi = \Phi_H$. Ψ is the lapse function that determines the proper time intervals between zero shear hypersurfaces (the slicing of the longitudinal gauge). Φ is the curvature perturbation on slices of zero shear [20].

The relation of these two potentials to the density perturbation is very insightful. In the cases of a scalar field and a perfect fluid there is no anisotropic stress, and then $\Phi = -\Psi$. The potential Ψ is then related the density perturbation in the comoving gauge [1]²

$$\delta_k \equiv \frac{\delta\rho_k}{\rho} = -\frac{2}{3} \left(\frac{k}{aH} \right)^2 \Psi_k, \quad (18)$$

where the perturbation δ_k is the density contrast defined in the comoving slicing, ρ is the density of the unperturbed background, and H is the corresponding Hubble parameter, $H^2 = 8\pi G\rho/3$. Expression (18) is analogous to the Poisson equation in Newtonian gravity.

The Fourier components of \mathcal{R} , defined in Eq. (1) above, are simply related to the Fourier components of the field fluctuations on flat slices $\delta\phi$ by

$$\mathcal{R}_k = -\frac{H}{\dot{\phi}} \delta\phi_k. \quad (19)$$

The curvature perturbation \mathcal{R}_k sets to a constant value a few Hubble times after horizon crossing, getting a very small scale dependence determined by the value that H and $\dot{\phi}$ have at that time. Note that this result is obtained by considering the evolution equation for \mathcal{R}_k , but not from the approximate solution for $\varphi_k = a\delta\phi_k$ given by Eq. (10). On scales inside the horizon, the time dependence of \mathcal{R}_k is mainly given by the vacuum fluctuations in (10). Then one may write

$$\mathcal{R}_k(t) = \begin{cases} -\frac{1}{\sqrt{2k^3}} \frac{H^2}{\dot{\phi}} \left(i + \frac{k}{aH} \right) \exp\left(\frac{ik}{aH}\right) & \text{for } k \gtrsim aH, \\ -\frac{i}{\sqrt{2k^3}} \left(\frac{H^2}{\dot{\phi}} \right)_{t=t_*} & \text{for } k \ll aH, \end{cases} \quad (20)$$

where t_* indicates the time when a given scale k leaves the horizon.

The other quantity we are interested to determine from the vacuum fluctuations is the Bardeen potential Ψ . In the absence of anisotropic stress the evolution of Ψ is given by the following first order equation

$$\frac{2}{3} H^{-1} \dot{\Psi}_k + \frac{(5+3w)}{3} \Psi_k = -(1+w) \mathcal{R}_k. \quad (21)$$

where $w = p/\rho$. On super-horizon scales \mathcal{R}_k is constant, and the decaying mode can be neglected. Assuming w is only weakly time-dependent, the solution is given by

$$\Psi_k = -\frac{3(1+w)}{5+3w} \mathcal{R}_k. \quad (22)$$

² Here and in the following, quantities with specified wavenumber k are mode functions governing the evolution of the corresponding operators. Thus δ_k for instance is defined through 6, with $\hat{\varphi}(\mathbf{k}, \tau)$ replaced by $\hat{\delta}(\mathbf{k}, \tau)$ and $\varphi(k, \tau)$ replaced by $\delta(k, \tau) \equiv \delta_k$.

During slow-roll inflation $w \simeq -1$ and therefore $|\Psi_k| \ll |\mathcal{R}_k|$. Inside the horizon \mathcal{R}_k varies with time, and the time derivative under slow-roll conditions from (20) is given by

$$\dot{\mathcal{R}}_k = \frac{iH^3}{\sqrt{2k^3\dot{\phi}}} \left(\frac{k}{aH} \right)^2 \exp \left(i \frac{k}{aH} \right). \quad (23)$$

On the other hand, $\dot{\mathcal{R}}_k$ can be written as [1]

$$\dot{\mathcal{R}}_k = -H \frac{\delta P_k}{\rho(1+w)} = \frac{2}{3} H \left(\frac{k}{aH} \right)^2 \frac{\Psi_k}{(1+w)}, \quad (24)$$

where δP_k is the pressure perturbation in comoving hypersurfaces, and $\delta P_k = \delta \rho_k$ for the inflaton field. Comparing both expressions for $\dot{\mathcal{R}}_k$, the mode function for the Bardeen equation yields

$$\Psi_k = \frac{3i}{2} \frac{H^2(1+w)}{\sqrt{2k^3\dot{\phi}}} \exp \left(i \frac{k}{aH} \right), \quad (25)$$

which together with the previous result on super-horizon scales, Eq. (22), shows that Ψ_k during slow-roll is practically zero on all scales, provided that $H^2/|\dot{\phi}| \ll 1$ which is required by observational consistency.

B. Junction Conditions

In this section we are setting the initial conditions for the radiation dominated epoch after the end of inflation. If reheating occurs almost instantaneously, then we can use the values of for \mathcal{R}_k and Ψ_k at the end of inflation as the initial conditions for the radiation epoch, as we will show below. A hybrid inflationary model, in which the decay and thermalisation of the particles produced during reheating takes place very rapidly, is most appropriate to realise the definite values of these quantities. In these models, the end of inflation is determined by the critical value of the inflaton field ϕ_c , which triggers the rapid fall of the secondary field σ to its true vacuum. Then the matching of the solutions must be done on comoving hypersurfaces, $\phi_c(\mathbf{x}, t) = \text{constant}$.

The junction conditions require the intrinsic metric and the extrinsic curvature tensor of the comoving 3-hypersurfaces on which we match to be continuous [21, 22, 23]. From the requirement on the intrinsic metric we therefore find that \mathcal{R} has to be continuous. The trace of the extrinsic curvature of a comoving hypersurface at a given point \mathbf{x} , is the locally defined Hubble parameter $H(\mathbf{x}, t) = H(t) + \delta H(\mathbf{x}, t)$. Therefore the perturbation δH_k is continuous, and it can be written as

$$2H\delta H_k = \frac{8\pi G}{3} \delta \rho_k - \frac{2}{3} \left(\frac{k}{a} \right)^2 \mathcal{R}_k, \quad (26)$$

showing that the Bardeen potential Ψ_k , related to the comoving energy density $\delta \rho_k$ by (18), is also continuous.

Since \mathcal{R}_k and Ψ_k are continuous at the transition time in the comoving gauge, from Eq. (21) $\dot{\Psi}_k$ must be discontinuous on that hypersurface. Its value can be determined at the beginning of the radiation epoch from (21), setting $\Psi_k = 0$ and taking \mathcal{R}_k given in (20), and is given by

$$\dot{\Psi}_k(t_e)|_{\text{rad}} = \begin{cases} -\frac{3}{2}(1+w_0)H(t_e)\mathcal{R}_k(t_e) & \text{for } k \gtrsim a_e H_e, \\ -\frac{3}{2}(1+w_0)H(t_e)\mathcal{R}_k(t_*) & \text{for } k \ll a_e H_e, \end{cases} \quad (27)$$

where $w_0 = p/\rho = c_s^2 = 1/3$ is the velocity of sound squared during radiation domination, a_e and H_e are the scale factor and the Hubble parameter at the end of inflation, respectively, and $\mathcal{R}_k(t_*)$ denotes the value of the curvature perturbation when the scale leaves the horizon given in (20).

To smoothly match the background scale factor between the inflationary stage and the radiation-dominated stage, it is necessary to make a constant time shift of the conformal time τ . We set

$$a(\tau) = \begin{cases} \frac{1}{H(\tau - 2\tau_e)} & \text{for } \tau < \tau_e, \\ \frac{\tau}{H\tau_e^2} & \text{for } \tau \geq \tau_e, \end{cases} \quad (28)$$

where τ_e is the conformal time at the end of inflation. Thus, τ in all the previous formulae should be replaced by $\tau - 2\tau_e$.

For a radiation dominated epoch the Bardeen potential is [19]

$$\Psi_k(\tau) = \left(\frac{1}{x}\right)^3 \left[a_1 (x \cos x - \sin x) + a_2 (x \sin x + \cos x) \right], \quad (29)$$

where a_1 and a_2 are integrating constants, and $x = c_s k \tau$.

From $\Psi_k = 0$ one gets the following relation between a_1 and a_2

$$a_1 = -A(k, \tau_e) a_2, \quad (30)$$

where $x_e = c_s k \tau_e$, and $A(k, \tau_e)$ is given by

$$A(k, \tau_e) = \frac{(x_e \sin x_e + \cos x_e)}{(x_e \cos x_e - \sin x_e)}. \quad (31)$$

Differentiating and evaluating Eq. (29) at $\tau_e = 1/a_e H_e$ yields

$$\frac{d\Psi_k}{d\tau}(\tau_e) = \frac{a_2}{c_s k \tau_e^2} \left[\cos x_e + A(k, \tau_e) \sin x_e \right]. \quad (32)$$

Then taking the derivative of Eq. (27), the integrating constants are

$$\begin{aligned} a_2 &= c_s k \tau_e^2 \left[-\frac{3}{2} (1+w) \frac{\mathcal{R}_k}{\tau_e} \right] \left[\cos x_e + A(k, \tau_e) \sin x_e \right] \\ &= -\frac{3}{2} (1+w) \mathcal{R}_k (x_e \cos x_e - \sin x_e), \end{aligned} \quad (33)$$

$$a_1 = \frac{3}{2} (1+w) \mathcal{R}_k (x_e \sin x_e + \cos x_e). \quad (34)$$

Substituting the value of a_1 and a_2 into Eq. (29), one finds that Ψ_k during radiation domination is

$$\Psi_k(\tau) = \frac{3(1+w_0) \mathcal{R}_k}{2x^3} \left[(x - x_e) \cos(x - x_e) - (1 + x x_e) \sin(x - x_e) \right]. \quad (35)$$

The value of \mathcal{R}_k in this last expression is given by Eq. (20) evaluated at τ_e . On scales $k \ll a_e H_e$, $\sqrt{k^3} \mathcal{R}_k \sim (H^2/\dot{\phi})_{\tau=\tau_*}$, and it has a slight scale dependence, while for $k \gtrsim a_e H_e$ it has the same fixed value for all scales inside the horizon at τ_e .

Long after the end of inflation, $\tau \gg \tau_e$, and on scales bigger than the sound horizon, $x = k c_s \tau < 1$, we recover the usual long wavelength result for Ψ_k , given by Eq. (22). Using $w_0 = 1/3$ and expanding the sine and cosine functions, we get from Eq. (35)

$$\begin{aligned} \Psi_k(\tau) &= -\frac{2\mathcal{R}_k}{x^3} \left[\frac{x^3}{3} + x^2 x_e - O(x^5) \right] \\ &= -\frac{2}{3} \mathcal{R}_k \left[1 + \frac{\tau_e}{\tau} + O(x^2) \right]. \end{aligned} \quad (36)$$

which agrees to first order in x with the value obtained from Eq. (22) setting $w = 1/3$.

IV. BLACK HOLE FORMATION INSIDE THE HORIZON AT THE END OF INFLATION

A. Motivation

The solution of the Bardeen potential for radiation domination, Eq. (35), shows that the oscillations of the potential are damped with time, and the maximum value that $\Psi_k(\tau)$ can reach in the linear regime is during the first oscillation. Previous studies indicate that the criterion for the BH formation from super-horizon scale perturbations is $\Psi_k(\tau) =$

$\mathcal{O}(1)$ at horizon re-entry. In fact, we expect this criterion to hold also for sub-horizon scale perturbations. The reason is as follows. Consider a perturbation localised on a physical length scale L . Eq. (18) indicates

$$\Psi \sim G \delta \rho L^2 \sim \frac{G \delta M}{L}, \quad (37)$$

where δM is the total mass excess of the perturbation. On scales sufficiently smaller than the horizon the Hubble expansion can be neglected, and the condition $2 G \delta M \gtrsim L$ is equivalent to the usual condition for the BH formation in the asymptotically flat spacetime. Therefore on all scales inside the horizon one expects that the condition $\Psi \simeq 1/2$ ensures that the perturbations have entered the relativistically nonlinear regime and started collapsing. On the other hand from Eq. (18), $\Psi_c = 0.5$ corresponds to a value of the critical density contrast at horizon crossing of $\delta_c = 1/3$, and this value of δ_c is slightly favoured from superhorizon PBH collapse numerical estimations [6, 7, 8].

One might wonder, on scales well inside the horizon if the usual approach, considering Jeans stability criterion for the perturbations in the linear regime, precluded black hole formation. However using the same criterion as above for horizon scale perturbations reveals that for $\Psi \simeq 1/2$ that would not be the case.

B. Mass Spectrum Estimation

The derivation of the mass spectrum of PBHs on scales smaller than the horizon at the end of inflation in Press-Schechter theory resembles the standard one where perturbations reenter the horizon after the end of inflation [3, 6]. Here we use the threshold criterion for PBH formation $\Psi_c = 0.5$, and therefore to apply the Press-Schechter formalism we use the Bardeen Potential instead of the density field.

The fraction of space of PBHs with mass larger than m for a Gaussian probability distribution is given by

$$F(m, \Psi_c) = \int_{\Psi_c}^{\infty} \frac{1}{\sqrt{2\pi}\sigma_{\Psi}(m)} \exp\left(-\frac{\Psi^2}{2\sigma_{\Psi}^2(m)}\right) d\Psi, \quad (38)$$

where $\sigma_{\Psi}(m)$ is the mean square deviation of the Bardeen potential after smoothing the field on a given mass m . Using a top hat window function in Fourier space, the mean square deviation is approximately given by

$$\sigma_{\Psi}^2(m) \simeq \mathcal{P}_{\Psi}(m). \quad (39)$$

On sub-horizon scales the oscillating power spectrum Eq. (35) is damped out with time. However, the $\Psi_k \sim 1$ condition corresponds to strong gravitational effects and therefore to nonlinear evolution, and as a consequence, once a perturbation on a given scale reaches that value it evolves nonlinearly. For that reason, to estimate the number of PBHs formed on a certain scale at the end of inflation using Press-Schechter theory, one needs the mean square deviation of the smoothed field at approximately the time when the oscillating potential Ψ_k reaches the first maximum. The time dependence in this calculation is handled in a similar way as in the standard scenario. In that case as a perturbation enters the horizon black holes are formed if the amplitude of the perturbation is larger than the threshold value, and the size of the BH is determined by the time (and the horizon size at that time) at which it is formed. Here the size of a PBH is determined by the physical wavelength at which Ψ reaches the threshold value.

In the short wavelength limit, $x_e \gg 1$, the Bardeen potential in Eq. (35) can be written as

$$\Psi_k(\tau) \simeq \frac{2H_e^2}{\sqrt{2k^3}\phi} \left(\frac{x_e^2}{c_s x^2} \right) \sin(x - x_e) \exp\left(\frac{ix_e}{c_s}\right). \quad (40)$$

In this limit, the Bardeen potential Ψ_k reaches the first maximum at a time τ_* , such that

$$(x - x_e) = kc_s(\tau_* - \tau_e) = \frac{\pi}{2}. \quad (41)$$

As k approaches the value of horizon at the end of inflation $k = a_e H_e$, the maximum of the Bardeen potential cannot be calculated analytically since it involves a transcendental equation. Nevertheless, it can be shown that in that limit, $(x_* - x_e) = \mathcal{O}(1)$.³

³ The difference $(x_* - x_e)$ approaches very rapidly to $\pi/2$ as k increases. On scales between the causal and the sound horizon at the end of inflation, $(x_* - x_e) < 1$, while for smaller scales $1 < (x_* - x_e) < \pi/2$.

The time at which the Ψ_k potential reaches the first maximum determines the mass of the PBH, m , and the smoothing scale for the field. The mass of the PBH is given then by

$$m = \frac{4\pi}{3} \rho_* \left(\frac{a_*}{k} \right)^3 \simeq \frac{4\pi}{3} \rho_e \left(\frac{a_e}{k} \right)^3 \frac{x_e}{x_e + 1}, \quad (42)$$

where ρ_* is the energy density of the unperturbed background at $\tau = \tau_*$, and $(a_*/a_e)^{1/2} \simeq 1 + 1/x_e$.

To estimate the mean square deviation at the maximum, first consider the time dependent expression smoothed on the mass scale m , which from Eqs. (35) and (39) is given by

$$\sigma_\Psi^2(m, t) = \frac{4\mathcal{P}_\mathcal{R}(x_e)}{x^6} \left[(x - x_e) \cos(x - x_e) - (1 + xx_e) \sin(x - x_e) \right]^2, \quad (43)$$

where $\mathcal{P}_\mathcal{R}(x_e)$ is the power spectrum of the curvature perturbation, defined by $\mathcal{P}_\mathcal{R}(k, \tau) = k^3/2\pi^2 \langle |\mathcal{R}_k(\tau)|^2 \rangle$, evaluated at the end of inflation. From Eq. (20), $\mathcal{P}_\mathcal{R}(x_e)$ can be written for $x_e \gtrsim 1$ as

$$\mathcal{P}_\mathcal{R}(x_e) = \frac{1}{4\pi^2} \frac{H_e^4}{\dot{\phi}_e^2} \left[1 + \frac{x_e^2}{c_s^2} \right]. \quad (44)$$

Evaluating the mean square at the approximate maximum, $(x_* - x_e) \simeq 1$, Eq. (43) for $x_e > 1$ is approximately given by ⁴

$$\sigma_\Psi(m) \simeq 2\mathcal{P}_\mathcal{R}^{1/2}(x_e) \frac{x_e}{x_*^2} \quad (45)$$

$$= 2\mathcal{A}_\mathcal{R}^{1/2} \left(1 + \frac{x_e^2}{c_s^2} \right)^{1/2} \frac{x_e}{(1 + x_e)^2}, \quad (46)$$

where $\mathcal{A}_\mathcal{R}^{1/2} = (H_e^2/\dot{\phi}_e)/2\pi$. Note that the value of σ_Ψ converges in the limit $x_e \gg 1$ to give

$$\sigma_\Psi = 2\mathcal{A}_\mathcal{R}^{1/2}/c_s = 2\sqrt{3}\mathcal{A}_\mathcal{R}^{1/2}. \quad (47)$$

This is a very important feature for the formation of PBHs inside the horizon, as the number of mean deviations $N_\Psi = \Psi_c/\sigma_\Psi$ reaches a minimum value.

Once we have determined Ψ_c and σ_Ψ , we can write the mass fraction of PBHs per logarithmic mass interval

$$m \frac{dF(m, \Psi_c)}{dm} = -\sqrt{\frac{2}{\pi}} \frac{\Psi_c}{\sigma_\Psi^2} \frac{m d\sigma_\Psi}{dm} \exp\left(-\frac{\Psi_c^2}{2\sigma_\Psi^2}\right). \quad (48)$$

The derivative of the mass with respect to the comoving scale is

$$\frac{dm}{dk} = -\frac{4\pi}{3} \left(\frac{a_e}{k} \right)^3 \frac{1}{k} \frac{(2 + 3x_e)}{x_e \left(1 + \frac{1}{x_e} \right)} = -\frac{m}{k} \frac{2 + 3x_e}{1 + x_e}. \quad (49)$$

On the other hand the derivative of the mean square deviation with respect to the comoving wavenumber yields

$$\frac{d\sigma_\Psi}{dk} = \frac{d\sigma_\Psi}{dx_e} \frac{dx_e}{dk} = \frac{\sigma_\Psi}{k} \frac{6x_e^2 - x + 1}{(1 + x_e^2/c_s^2)(1 + x_e)}. \quad (50)$$

These two last expressions allow us to write the derivative of the mean square deviation in the following form

$$\frac{d\sigma_\Psi}{dm} = \frac{d\sigma_\Psi}{dx_e} \frac{dx_e}{dk} \frac{dk}{dm} = -\frac{\sigma_\Psi}{m} \mathcal{F}(x_e), \quad (51)$$

⁴ This approximation breaks down for $x_e \leq 1$, but the mean square value σ_Ψ converges very fast to the value given in Eq. (45) as x_e increases over the value 1.

where $\mathcal{F}(x_e)$ is defined as

$$\mathcal{F}(x_e) = \frac{6x_e^2 - x_e + 1}{(1 + x_e^2/c_s^2)(2 + 3x_e)}. \quad (52)$$

Taking expression (51) the mass spectrum can be written as

$$\frac{dn(m, \Psi_c)}{dm} = \sqrt{\frac{2}{\pi}} \frac{\rho}{m^2} \mathcal{F}(x_e) N_\Psi \exp\left(-\frac{N_\Psi^2}{2}\right), \quad (53)$$

where $N_\Psi = \Psi_c/\sigma_\Psi$ is the number of mean deviations of the Gaussian distribution of the metric potential Ψ , and ρ is the energy density of the background at formation time.

V. DISCUSSION AND CONCLUSION

The discussion of the results becomes more transparent if we introduce the quantity $(m^2/\rho)dn/dm$, the mass fraction of PBHs per logarithmic interval of mass. Unlike the number density dn/dm , the mass fraction is finite on all mass scales and therefore the total mass of PBHs is finite as expected. From Eq. (53) the mass fraction $(m^2/\rho)dn/dm$ is

$$\frac{m^2}{\rho} \frac{dn(m)}{dm} = \sqrt{\frac{2}{\pi}} \mathcal{F}(x_e) N_\Psi \exp\left(-\frac{N_\Psi^2}{2}\right), \quad (54)$$

valid for $\mathcal{A}_\mathcal{R}^{3/2} m_e \lesssim m < 0.1 m_e$, where m_e is the horizon mass at the end of inflation, $m_e = (4\pi/3)\rho_e H_e^{-3}$. The lower bound is the required limit according to cosmological linear theory. The upper bound on the validity of Eq. (54), $m < 0.1 m_e$, stems from the following requirements. The relation between x_e and the mass of the black hole inside the horizon, m , is given by Eq. (42), and we get

$$x_e^2 (x_e + 1) \simeq c_s^3 \frac{m_e}{m}. \quad (55)$$

Then the mass fraction inside the horizon in Eq. (54) is valid for $x_e > 1$ or $m < 0.1 m_e$. For simplicity, in the following plots we have taken $x_e = c_s(m/m_e)^{-1/3}$. This amounts to neglecting the term $\ln(1 + 1/x_e)$ when we take the logarithm of m/m_e , and again the approximation breaks down for $x_e \lesssim 1$.

Using the upper bound on the mean deviation of the density contrast at horizon crossing in [12, 24], $\sigma_{HC} \lesssim 0.04$, we can set an upper bound on the amplitude of the fluctuations on sub-horizon scales $\mathcal{A}_\mathcal{R}^{1/2} \simeq (9/4)\sigma_{HC} \lesssim 0.09$. The following graphs are shown highlighting the regime in which our calculation is valid. The mass fraction $(m^2/\rho)dn/dm$ inside the horizon increases rapidly with the exponential factor as the number of mean deviations N_Ψ decrease. Hence the mass fraction rises sharply with k , as shown in Fig. 1 with a solid line for a threshold value of $\Psi_c = 0.5$ and an amplitude $\mathcal{A}_\mathcal{R}^{1/2} = 0.09$. In Figs. 2 and 3 we show the logarithm of the mass fraction for a threshold value of $\Psi_c = 0.5$ and an amplitude $\mathcal{A}_\mathcal{R}^{1/2} = 0.09$, and also a more conservative amplitudes of $\mathcal{A}_\mathcal{R}^{1/2} = 0.05$ and 0.02 . The extension of the mass fraction in equation (54) beyond the limit $m = \mathcal{A}_\mathcal{R}^{3/2} m_e$ is shown in dotted lines in Figs. 1 and 3, reaching a maximum and eventually converging to zero.

There are several things worth noting in Figs. 2 and 3: (i) The maximum is displaced to smaller scales as the number of mean deviations N_Ψ increases. (ii) As N_Ψ increases the mass fraction maximum value falls dramatically. The curve for $\mathcal{A}_\mathcal{R} = 0.01$, which is not shown in Fig. 2, has a maximum with an approximate value of 10^{-60} . (iii) The maximum of the mass fraction and the lower bound nearly coincide for $\mathcal{A}_\mathcal{R}^{1/2} = 0.09$ on a mass scale of approximately $m \simeq 7 \times 10^{-4} m_e$. However, Fig. 2 shows that the drift of the maximum into smaller scales is more rapid than the one of the current lower bound as $\mathcal{A}_\mathcal{R}^{1/2}$ decreases its value.

An estimate of the total mass fraction inside the horizon is provided by integrating Eq. (54) over the relevant range of masses. Considering a sharp cut-off at $m = \mathcal{A}_\mathcal{R}^{3/2} m_e$, the total mass fraction gives an upper limit of 4×10^{-2} for a threshold value $\Psi_c = 0.5$ with an amplitude of $\mathcal{A}_\mathcal{R} = 0.09$. If we extend the validity of Eq. (54) into the ultraviolet regime, the upper limit of the total mass fraction increases to approximately 0.14. The difference between these two estimates of the total mass fraction increases considerably as $\mathcal{A}_\mathcal{R}^{1/2}$ decreases. Therefore, the behaviour of the mass function in the ultraviolet regime needs further investigation. We postpone this issue and the detailed calculation of the observational effects of sub-horizon PBH formation, in particular the implications for PBH abundance calculations, to a future publication.

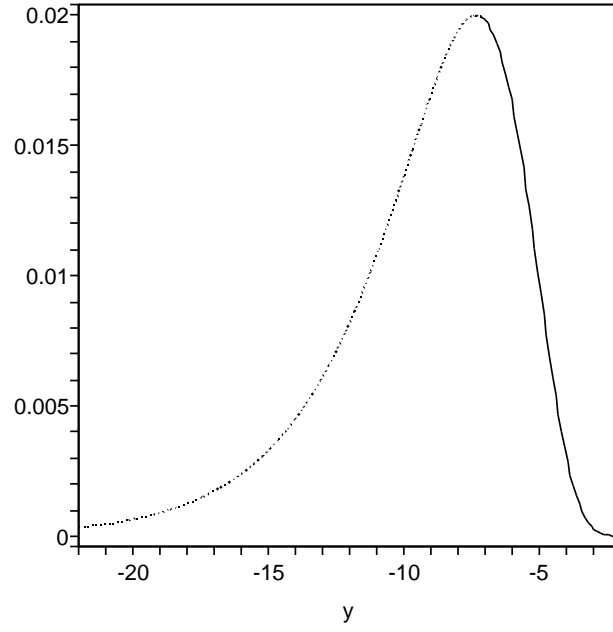


FIG. 1: The mass fraction $(m^2/\rho)dn/dm$ versus $y = \ln(m/m_e)$ for $\Psi_c = 0.5$ and $\mathcal{A}_{\mathcal{R}}^{1/2} = 0.09$. The dotted line correspond to the extension of the mass fraction in Eq. (54) beyond the lower bound $y \simeq 7$.

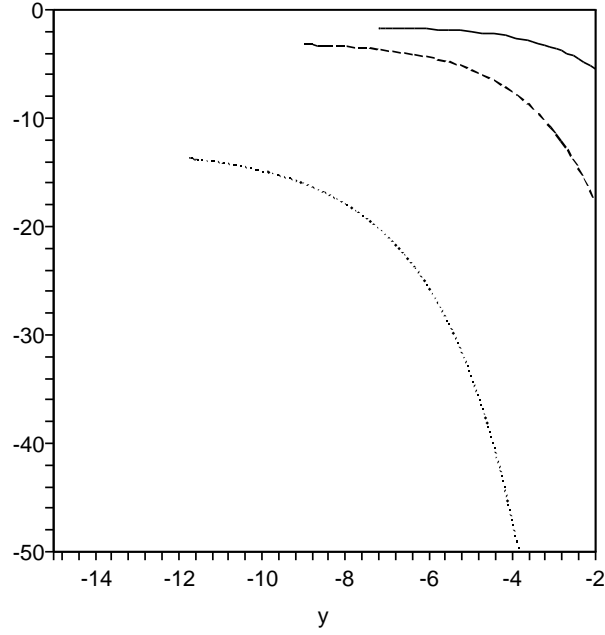


FIG. 2: $\log_{10}((m^2/\rho)dn/dm)$ versus $y = \ln(m/m_e)$ for $\Psi_c = 0.5$. The dotted line corresponds to the amplitude $\mathcal{A}_{\mathcal{R}}^{1/2} = 0.02$, the dashed line to $\mathcal{A}_{\mathcal{R}}^{1/2} = 0.05$, and the full line to $\mathcal{A}_{\mathcal{R}}^{1/2} = 0.09$.

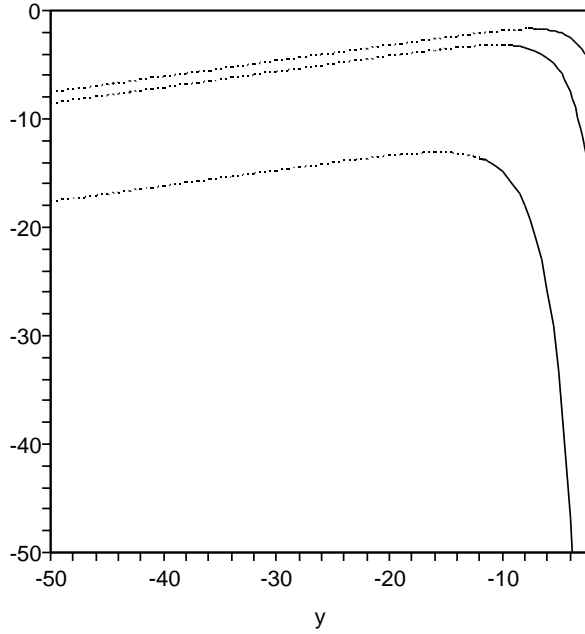


FIG. 3: $\log_{10}((m^2/\rho)dn/dm)$ versus $y = \ln(m/m_e)$ for $\Psi_c = 0.5$ and $\mathcal{A}_R^{1/2} = 0.02, 0.05$ and 0.09 . Here the dotted lines correspond to the extension of the mass fraction in Eq. (54) beyond the lower bound $m = \mathcal{A}_R^{3/2}m_e$.

Acknowledgments

The authors are grateful to Bernard Carr and Anne Green for useful discussions and comments. The work of MS is supported in part by JSPS Grants-in-Aid for Scientific Research (B) 17340075 and (S) 14102004. The Lancaster group is supported by PPARC grants PPA/G/O/2002/00469 and PPA/V/S/2003/00104 and by EU grants HPRN-CT-2000-00152 and MRTN-CT-2004-503369, and DHL is supported by PPARC grants PPA/G/O/2002/00098 and PPA/S/2002/00272.

-
- [1] A. R. Liddle and D. H. Lyth, *Cosmological inflation and large-scale structure*, (CUP, Cambridge, 2000).
 - [2] B. J. Carr and S. W. Hawking, *Mon. Not. Roy. Astron. Soc.* **168**, 399 (1974).
 - [3] B. J. Carr, *Astrophys. J.* **201**, 1 (1975).
 - [4] W. H. Press and P. Schechter, 1974, *Astrophys. J.* **187**, 452 (1974).
 - [5] J. C. Niemeyer and K. Jedamzik, *Phys. Rev. D* **59**, 124013 (1999) [arXiv:astro-ph/9901292].
 - [6] A. M. Green, A. R. Liddle, K. A. Malik and M. Sasaki, *Phys. Rev. D* **70**, 041502 (2004) [arXiv:astro-ph/0403181].
 - [7] M. Shibata and M. Sasaki, *Phys. Rev. D* **60**, 084002 (1999) [arXiv:gr-qc/9905064].
 - [8] I. Musco, J. C. Miller and L. Rezzolla, *Class. Quant. Grav.* **22**, 1405 (2005) [arXiv:gr-qc/0412063].
 - [9] H. I. Kim and C. H. Lee, *Phys. Rev. D* **54**, 6001 (1996).
 - [10] B. J. Carr, J. H. Gilbert and J. E. Lidsey, *Phys. Rev. D* **50**, 4853 (1994) [arXiv:astro-ph/9405027].
 - [11] A. M. Green and A. R. Liddle, *Phys. Rev. D* **56**, 6166 (1997) [arXiv:astro-ph/9704251].
 - [12] S. M. Leach, I. J. Grivell and A. R. Liddle, *Phys. Rev. D* **62**, 043516 (2000) [arXiv:astro-ph/0004296].
 - [13] B. J. Carr, *eConf C041213*, 0204 (2004) [arXiv:astro-ph/0504034].
 - [14] A. A. Starobinsky, *Phys. Lett. B* **117**, 175 (1982).
 - [15] A. A. Starobinsky, In De Vega, H.j. (Ed.), Sanchez, N. (Ed.): “Field Theory, Quantum Gravity and Strings”, 107-126, (1986).
 - [16] M. Schlosshauer, *Rev. Mod. Phys.* **76**, 1267 (2004) [arXiv:quant-ph/0312059].
 - [17] D. Polarski and A. A. Starobinsky, *Class. Quant. Grav.* **13**, 377 (1996) [arXiv:gr-qc/9504030].
 - [18] C. Kiefer, D. Polarski and A. A. Starobinsky, *Int. J. Mod. Phys. D* **7**, 455 (1998) [arXiv:gr-qc/9802003].
 - [19] J. M. Bardeen, *Phys. Rev. D* **22**, 1882 (1980).
 - [20] H. Kodama and M. Sasaki, *Prog. Theor. Phys. Suppl.* **78**, 1 (1984).

- [21] W. Israel, Nuovo Cim. B **44S10**, 1 (1966) [Erratum-ibid. B **48**, 463 (1967 NUCIA,B44,1.1966)].
- [22] N. Deruelle and V. F. Mukhanov, Phys. Rev. D **52**, 5549 (1995) [arXiv:gr-qc/9503050].
- [23] J. Martin and D. J. Schwarz, Phys. Rev. D **57**, 3302 (1998) [arXiv:gr-qc/9704049].
- [24] E. J. Copeland, A. R. Liddle, J. E. Lidsey and D. Wands, Gen. Rel. Grav. **30**, 1711 (1998) [arXiv:gr-qc/9805073].