

Testing Bekenstein’s Relativistic MOND with Gravitational Lensing

HongSheng Zhao^{1,2}, David J. Bacon³, Andy N. Taylor³, Keith Horne¹

¹ SUPA, University of St. Andrews, KY16 9SS, UK

² National Observatories, Chinese Academy of Sciences, Beijing 100024

³ Institute for Astronomy, School of Physics, University of Edinburgh, Royal Observatory, Blackford Hill, Edinburgh, EH9 3HJ

* email: hz4@st-andrews.ac.uk, djb@roe.ac.uk, ant@roe.ac.uk, kdh1@st-and.ac.uk

ABSTRACT

With the recent elevation of Milgrom’s MOdified Newtonian Dynamics (MOND) to a relativistic theory, the Tensor-Vector-Scalar (TeVeS) theory of Bekenstein, a theory of gravity now exists which does not require dark matter and is consistent with fundamental relativistic principles. However, it remains challenging numerically and analytically to tackle the non-linear equations of TeVeS, which makes many of its properties obscure. Here we make detailed predictions for gravitational lensing in relativistic MOND for spherically symmetric lenses. We first show that a reasonable TeVeS model with a cosmological constant can fit the distance-redshift relation from supernova data, and so describe the background cosmology. We then derive the deflection angle, convergence and shear for the point lens and the Hernquist galaxy profile, and study their amplification patterns. Applying our analytical models we fit galaxy-quasar lenses in the CASTLES sample. We do this by fitting the observed Einstein ring sizes, or the image positions, or the flux ratios. In all cases we consistently find that a good fit requires a large range of values of the acceleration scale a_0 , which should be a universal constant in MOND/TeVeS. This problem is not limited to a specific choice of the force law, or the μ -function.

Key words: gravitational lensing—cosmology, gravity

1 INTRODUCTION

The standard paradigm of Einsteinian gravity with dark matter and dark energy has proven amazingly successful at describing the Universe, in particular the data from the Cosmic Microwave Background (e.g. Spergel et al 2003), galaxy redshift surveys (Percival et al 2002, Tegmark et al 2004), Type Ia supernovae (Reiss et al 1998, Perlmutter et al 1999), and weak gravitational lensing (see e.g. van Waerbeke & Mellier 2003, Refregier 2003 for reviews) to high accuracy with a small number of parameters. However, it is worth exploring alternative models of gravity to assess the uniqueness of the model and to open up new ways to unify gravity and the standard model. Indeed, the detection of deviations from the Einstein-Hilbert action could signal new physics, and such deviations are expected, for example, in models such as the M-theory inspired braneworld.

The central role of both dark matter and dark energy in the cosmological model has also led some workers to question the standard paradigm. Given this it seems sensible to develop methods to test the basic assumptions of this paradigm, if only to put them on a firmer basis. One of the most direct ways to probe gravity over large scales in

the Universe is via the effect of gravitational lensing, where light rays are deflected by inhomogeneities in the matter distribution as they cross the Universe. These deflections induce distortions in the images of distant objects, leading to magnifications and shear distortions. Since the gravitational lensing effect is governed directly by gravity, modifications to gravity on large scales (typically Mpc) should show up in the gravitational lensing effect.

In this paper we shall explore gravitational lensing in the recently developed relativistic version of Modified Newtonian Dynamics (MOND), the Tensor-Vector-Scalar (TeVeS) theory, developed by Bekenstein (2004). The non-relativistic version of MOND was originally proposed by Milgrom (1983) as an alternative to the dark matter paradigm. Milgrom (1983) suggested that galaxy rotation curves $V(r)$ could be explained by modifying gravity:

$$g = \frac{V^2}{r} = \frac{GM}{r^2 \mu(g/a_0)}, \quad (1)$$

where $\mu(g/a_0)$ is the effective “dielectric constant”, which itself has the asymptotic dependence on the gravitational field strength, g :

$$\mu(g/a_0) = \begin{cases} 1 & g \gg a_0, \\ g/a_0 & g \ll a_0. \end{cases} \quad (2)$$

Thus the gravitational field strength g becomes significantly stronger than Newtonian gravity GM/r^2 in the weak MOND regime, when

$$g \leq a_0 \approx 1.2 \times 10^{-8} \text{ cm s}^{-2}. \quad (3)$$

From a theoretical point of view, MOND has not just one extra free parameter, a_0 , which is tuned to explain rotation curves, but a free function, $\mu(g/a_0)$, which has the asymptotic behaviour of equation (2). With this choice of μ , the gravitational field strength becomes inversely proportional to distance in the MOND regime, and the flat rotation curves seen in galaxies are automatically produced by just the baryonic component in galaxies. Even though MOND is designed to fit rotation curves, and so these are not a good test of the theory, the good fit to data does seem impressive. This has recently been highlighted by the very good fits to contemporary kinematic data of a wide variety of high and low surface brightness spiral and elliptical galaxies; even the fine details of velocity curves are reproduced without fine tuning of the baryonic model (Sanders & McGaugh, 2002; Milgrom & Sanders, 2003). However, robust testing of the MOND paradigm depends on comparing with systems MOND was not designed for.

In a more rigorous treatment of MOND (Bekenstein & Milgrom, 1984), gravity is the gradient of a conserved potential, $\Phi(\mathbf{r})$. Trajectories of massive particles are governed by the equation of motion,

$$\frac{d^2 \mathbf{r}}{dt^2} = \mathbf{g} = -\nabla \Phi(\mathbf{r}). \quad (4)$$

This potential satisfies a modified Poisson's equation,

$$\nabla \cdot [\mathbf{g} \mu(g/a_0)] = -4\pi G \rho, \quad \rho(\mathbf{r}) = \sum_i^N M_i \delta_D(\mathbf{r} - \mathbf{r}_i), \quad (5)$$

where the right-hand equation is the density of all baryonic particles with masses M_i at position \mathbf{r}_i , $g = |\mathbf{g}|$ is the magnitude of the gravitational field and $\delta_D(\mathbf{r})$ is the Dirac delta function.

However these versions of MOND all suffer from being non-relativistic. The main problem is that the theory is not generally covariant, as the physics still depends on the measured local acceleration. In the absence of a relativistic version of MOND, the paradigm could not be used to build cosmological models and could not provide robust predictions for the expanding Universe, the Cosmic Microwave Background, the evolution of perturbations, and gravitational lensing.

Recently a fully relativistic, generally covariant version of MOND has been proposed, TeVeS (Bekenstein 2004), which passes standard local and cosmological tests used to check General Relativity. In this relativistic version, the conformal freedom of a general relativistic model is used, along with a new scalar field, one vector field and a conformally coupled metric tensor, to preserve general covariance. Following Bekenstein's (2004) paper, a number of other works have appeared studying the cosmological model (Hao & Akhoury, 2005) and large-scale structure of the Universe (Skordis et al., 2005) in the relativistic TeVeS theory.

Our goal here is to develop and test TeVeS by making

concrete predictions of lensing in the theory, and comparing these predictions to data from strong lensing. However, our results are more generally applicable to any relativistic theory that asymptotes to MOND. As a first attempt, we restrict our discussions to simple axisymmetric lenses: the point-mass lens and the Hernquist profile. While the point-mass is a very poor model for galaxies in a dark matter theory, it is a reasonable model for lensing in TeVeS, where the baryons are concentrated in a central region, and the Einstein ring in most strong lenses encloses most of the baryons of the galaxy. As an extension to this, we also consider the Hernquist profile, which allows us to develop our analysis to include extended galaxies.

Our lensing formulation has similarities with that of Qin et al. (1995), who developed a heuristic formulation to compute lensing in MOND in the weak field regime. Here we develop a more rigorous approach based on the relativistic TeVeS. In the weak-field regime of Bekenstein's model we find a bending angle a factor of two greater than that found by Qin et al., consistent with GR.

As reviewed by Bekenstein (2004), there are probably many ways of generalising MOND to a relativistic theory, with TeVeS being the most successful one so far. Although we derive our results within the framework of the TeVeS theory, we explore a regime which asymptotes to MOND, and is insensitive to the details of TeVeS. Therefore our results will be likely to hold for other relativistic versions of MOND.

The paper is set out as follows. After a brief presentation of the basic equations of Bekenstein's TeVeS theory, we describe Hubble expansion in TeVeS in §2. We give in §3 the central equations for gravitational lensing, and show how to calculate gravitational potential around a galaxy. An eager reader could go directly to §4, where we model distances and ages in a homogeneous and isotropic, expanding universe, and determine the parameters for TeVeS cosmology by fitting the high- z SNe distances. In §5 we derive the effects of lensing by a point-mass lens. This model is then generalized to a Hernquist profile in §6 and applied to observed galaxy-quasar lenses in §7. We present our conclusions in §8.

2 THE TEVES THEORY AND COSMOLOGY

Bekenstein's theory involves two metrics, one of which we denote by $g_{\mu\nu}$ and is the metric in the Einstein frame, and the other is the physical metric which couples to matter, $\tilde{g}_{\mu\nu}$, following the notation of Bekenstein. The two metrics (and their inverses) are related by

$$\tilde{g}_{\mu\nu} = e^{-2\phi} g_{\mu\nu} + (e^{-2\phi} - e^{2\phi}) U_\mu U_\nu, \quad (6)$$

$$\tilde{g}^{\mu\nu} = e^{2\phi} g^{\mu\nu} + (e^{2\phi} - e^{-2\phi}) U^\mu U^\nu, \quad (7)$$

where ϕ is a dynamical scalar field and $U^\mu \equiv g^{\mu\nu} U_\nu$ is a dynamical, time-like vector field, normalized by

$$g^{\mu\nu} U_\nu U_\mu = 1. \quad (8)$$

Note that $\tilde{g}_{\mu\nu} = g_{\mu\nu}$ in the limit that the scalar field $\phi = 0$. The dynamics of the vector field are governed by an action (cf. eq. 26 of Bekenstein), but for the problems involving lensing, which deal with either a static galaxy or a homogeneous universe, the vector field simplifies in the Einstein frame to

$$U^\mu = [(-g_{tt})^{-\frac{1}{2}}c, 0, 0, 0], \quad (9)$$

i.e., a four-vector which is parallel to the time axis apart but with a different normalization. The gravity sector of the theory is given by the Einstein-Hilbert action in the Einstein frame,

$$S_g = \int d^4x \sqrt{-g} g^{\mu\nu} \left(\frac{R_{\mu\nu}}{16\pi G_K} + \frac{\rho_\Lambda c^2 g_{\mu\nu}}{2} \right), \quad (10)$$

where G_K is a parameter of the theory, and here g is the determinant of the metric tensor, $R_{\mu\nu}$ is the Ricci tensor in the Einstein frame, and $\rho_\Lambda c^2$ is the energy density due to a cosmological constant. Matter is coupled to the physical metric by the action

$$S_m = \int d^4x \sqrt{-\tilde{g}} \mathcal{L}_m \quad (11)$$

where \mathcal{L}_m is the Lagrangian for the luminous matter fields. Hence the physical energy momentum tensor

$$\tilde{T}_{\mu\nu} = [(\tilde{\rho}c^2 + \tilde{p})\tilde{u}_\mu\tilde{u}_\nu + \tilde{p}\tilde{g}_{\mu\nu}], \quad \tilde{u}_\mu = e^\phi U_\mu, \quad (12)$$

where the renormalized physical four-velocity, \tilde{u}_μ , is treated as colinear with the time-like field, U_μ . The scalar field, ϕ is governed by an additional action (cf. equation 25 of Bekenstein 2004). As a result, the scalar field ϕ tracks the matter energy-momentum tensor distribution, satisfying an equation,

$$\left[\frac{\tilde{\mu}}{1-\tilde{\mu}} \phi^{,\nu} \right]_{;\nu} = 4\pi G_K c^{-4} [g^{\mu\nu} + (1 + e^{-4\phi})U^\mu U^\nu] \tilde{T}_{\mu\nu}, \quad (13)$$

where $\tilde{\mu}(\delta_\phi^2)$ is a function of δ_ϕ^2 , which is defined by

$$\delta_\phi^2 \equiv \frac{\phi^{,\nu}\phi_{,\nu}c^4}{a_0^2}, \quad \phi^{,\nu} \equiv (g^{\mu\nu} - U^\mu U^\nu)\phi_{,\mu}. \quad (14)$$

Here $\tilde{\mu}$ and δ_ϕ^2 are non-dynamical fields, i.e., they are some fixed functions of the scalar field ϕ and the metric $g_{\mu\nu}$. As will become obvious a_0 can be identified with the acceleration scale in MOND.

To suit our studies, here we have chosen a set of notations slightly different from Bekenstein. We avoid using Bekenstein's μ completely, which does not have the same role as Milgrom's μ , which is a function of gravity $g = |\nabla\Phi|$. To distinguish from Milgrom's $\mu(g/a_0)$ as well, we use $\tilde{\mu}(\delta_\phi^2)$ to emphasize its dependence on the scalar field strength, not the overall gravity.*

As a first study we adopt a very simple choice of the free function with

$$\delta_\phi^2 = \begin{cases} \tilde{\mu}^2(1-\tilde{\mu})^2, & 0 \leq \tilde{\mu} \leq 1, \\ 0 & \text{otherwise} \end{cases} \quad (15)$$

As will become obvious, this choice of δ_ϕ^2 is necessary to simplify the analytics of lensing by an extended galaxy. In

* Our G_K is related to Bekenstein's G and K by $G_K \equiv G(1 + K/2)^{-1}$, where K is a small dimensionless proportionality constant for the action of Bekenstein's vector field. Our $\tilde{\mu}$ is related to Bekenstein's scalar σ by $\frac{\tilde{\mu}}{1-\tilde{\mu}} \equiv 4\pi G_K \sigma^2$. And $\delta_\phi^2 = \left[\frac{4\pi(1+K/2)}{k} \right]^2 y/3$ where y is Bekenstein's y -parameter. The a_0 is related to the Bekenstein parameters k and l by $a_0 = \frac{\sqrt{3k}}{4\pi\Xi l}$, and $\Xi = (1 + K/2)e^{-2\phi_c}$.

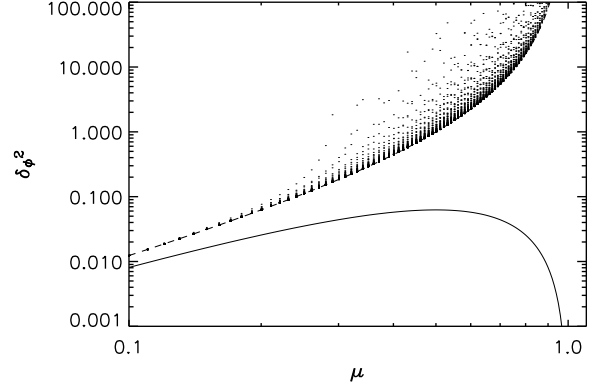


Figure 1. shows the scalar field strength δ_ϕ^2 as function of $\tilde{\mu}$ in Bekenstein's toy models (region shaded by dots with k and K between 0 and 10). Also shown is our principal model (solid line cf. eq. 15), and the smooth model (dashed line at the lower boundary Bekenstein models, cf. eq. 126)

our notations the toy model proposed by Bekenstein (his eq. 50) related δ_ϕ^2 and $\tilde{\mu}$ by

$$\delta_\phi^2 = \frac{\tilde{\mu}^2}{(1-\tilde{\mu})^2} \left[\frac{(1 - \frac{(1+K/2)k}{8\pi} \frac{\tilde{\mu}}{1-\tilde{\mu}})^2}{(1 - \frac{(1+K/2)k}{4\pi} \frac{\tilde{\mu}}{1-\tilde{\mu}})} \right], \quad (16)$$

where the parameters k and K are much less than unity. Fig. 1 compares these two choices. Our choice is different from Bekenstein's choice which allows a δ_ϕ^2 with no upper limit and with a negative branch with subtle effects on cosmology. Nevertheless, both choices preserve the asymptotic relation $\tilde{\mu} \rightarrow \delta_\phi^2$ in the weak gravity limit, which is essential for explaining galaxy rotation curves, the main success of MOND. We have also made lensing predictions for scalar field closely matching Bekenstein's toy model, this is given in the Discussion section.

2.1 TeVeS metric in an open cosmology

To describe gravitational lensing, it is essential to know how the background cosmology behaves in Bekenstein's TeVeS, and how distances vary with redshift. To develop the cosmological model, we assume an isotropic and homogeneous physical metric in TeVeS (cf. equations 117 and 118 of Bekenstein);

$$-c^2 d\tau^2 = -c^2 d\tilde{t}^2 + \tilde{a}(\tilde{t})^2 [d\chi^2 + \sinh^2 \chi^2 (d\theta^2 + \sin^2 \theta^2 d\psi^2)] \quad (17)$$

for an open universe. The expansion factor, cosmological time and vector field satisfy

$$\tilde{a}(\tilde{t}) = e^{-\phi} a(\tilde{t}), \quad (18)$$

$$d\tilde{t} = e^\phi dt, \quad (19)$$

$$\tilde{u}_\mu = e^\phi U_\mu = (-1, 0, 0, 0), \quad (20)$$

so the space-time energy momentum tensor

$$\tilde{T}_{tt} = \tilde{\rho}c^2, \quad (21)$$

and the diagonal components of the Einstein metrics are given by

$$g_{tt} = -e^{-2\phi}, \quad (22)$$

$$g_{\chi\chi} = a(t)^2, \quad (23)$$

$$g_{\theta\theta} = a(t)^2 \sinh^2(\chi), \quad (24)$$

$$g_{\psi\psi} = a(t)^2 \sinh^2(\chi) \sin^2(\theta). \quad (25)$$

The evolution of the scalar field tracks the evolution of matter as in equation (13). Neglecting all spatial derivatives, we find (cf. equation 45 of Bekenstein)

$$\frac{\tilde{\mu}}{1 - \tilde{\mu}} \frac{d\phi}{dt} = a^{-3} \int dt 2\pi G(\tilde{\rho} + 3\tilde{\rho}c^{-2})a^3 e^{-2\phi} = 2\pi G\tilde{\rho}\tilde{t}, \quad (26)$$

where we have neglected pressure in the matter-dominated era and used mass conservation, $\tilde{\rho}\tilde{a}^3 = \text{const}$, and equation (18). Note that $\delta_\phi^2 = -(d\phi/dt)^2 c^2/a_0^2 \leq 0$ for this cosmological model.

The Ricci scalar $R = R_{\mu\nu}g^{\mu\nu}$ and the left-hand-side of the Einstein equation, $R_{\mu\nu} - \frac{R}{2}g_{\mu\nu} - 8\pi G\rho_\Lambda g_{\mu\nu}$, can then be calculated. Hence the tt-component, the Friedmann equation describing the dynamics Hubble expansion, becomes

$$\left(\frac{da}{adt}\right)^2 - \frac{e^{-2\phi}c^2}{a^2} - \frac{8\pi G\rho_\Lambda e^{-2\phi}}{3} = \frac{8\pi G}{3} [\tilde{\rho}e^{-4\phi} + \rho_\phi e^{-2\phi}], \quad (27)$$

where

$$\frac{da}{adt} = e^{-\phi} \frac{da}{adt} = e^{-\phi} H = \frac{d \ln[\tilde{a}e^\phi]}{d\tilde{t}} = \tilde{H} + \dot{\phi}, \quad (28)$$

where $H = da/adt$, $\tilde{H} = d\tilde{a}/\tilde{a}d\tilde{t}$, and $\dot{\phi} = d\phi/d\tilde{t}$. The left-hand-side term in equation (27), $e^{-2\phi}c^2/a^2$, is due to the curvature of an open universe, and $\rho_\Lambda e^{-2\phi}$ is due to the cosmological constant. On the right-hand-side of equation (27), the density $\tilde{\rho}$ is due to ordinary matter, including the energy density of electromagnetic and other physical fields.

As argued by Bekenstein, the scalar field contributes negligibly to the Hubble expansion, with a ratio $O(k)$ compared to matter contribution, and k is small. Hence the cosmological model in TeVeS is largely the same as in the case of GR, and for latter discussion we set the energy density of the scalar field $\rho_\phi = 0$ (c.f. Section VII, Bekenstein 2004).

3 LENSING AND POTENTIAL IN TEVES

3.1 Bending of Light Rays in Slightly Curved Space Time

Light rays trace the null geodesics of the space time metric. Lensing, or the trajectories of light rays in general, are uniquely specified once the metric is given. In this sense light bending works exactly the same way in any relativistic theory as in GR.

Near a quasi-static system like a galaxy, the physical space-time is only slightly curved, and can be written in polar coordinates as

$$-c^2 d\tau^2 = \tilde{g}_{tt} d\tilde{t}^2 + \tilde{g}_{rr} dl^2, \quad (29)$$

$$dl^2 = (dr^2 + r^2 d\theta^2 + r^2 \sin^2 \theta d\psi^2). \quad (30)$$

Introducing a small quantity $\frac{|\Phi|}{c^2} \ll 1$, we can write the metric components

$$\tilde{g}_{rr} \approx -c^2 \tilde{g}_{tt}^{-1} \approx e^{-2\Phi/c^2} \approx 1 - \frac{2\Phi}{c^2}. \quad (31)$$

To show that $\Phi(\mathbf{x})$ takes the meaning of a gravitational potential in a rectangular coordinate $\mathbf{x} = (x_1, x_2, x_3)$ centered

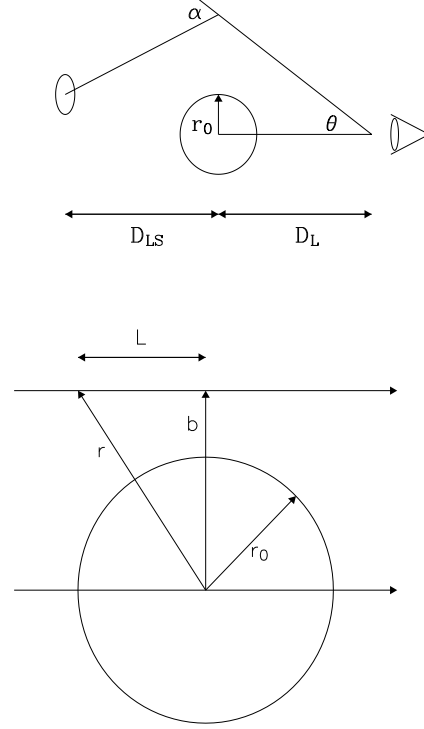


Figure 2. Schematics of the lens geometry considered in this section. Top: Overall geometry. We indicate the angular diameter distance from observer to lens, D_L and lens to source, D_{LS} , the observed image angle θ , the bend angle α and radius of Newtonian bubble r_0 . Bottom: The geometry of a light beam past a point lens, indicating the position of a photon distance from the point-source, r , the distance of closest approach, b and the radius of the “Newtonian bubble”, $r_0 = \sqrt{GM/a_0}$.

on the galaxy, we note that a non-relativistic massive particle moving in this metric follows the geodesic

$$\frac{d^2 x_i}{d\tilde{t}^2} - \frac{\partial \tilde{g}_{tt}}{2\partial x_i} \approx 0, \quad \rightarrow \quad \frac{d^2 \mathbf{x}}{d\tilde{t}^2} \approx -\nabla \Phi(\mathbf{x}), \quad (32)$$

which is the equation of motion in the non-relativistic limit where $\frac{d\tilde{t}}{d\tau} \approx 1$.

Consider lensing by the potential $\Phi(\mathbf{r})$ of a galaxy with a geometry as in Fig. 2. A light ray moving with a constant speed c inside follows the null geodesics $d\tau = 0$, i.e.,

$$d\tilde{t} = \sqrt{-\frac{\tilde{g}_{rr}}{\tilde{g}_{tt}}} dl \approx e^{-2\Phi(\mathbf{r})/c^2} \frac{dl}{c}, \quad (33)$$

where we have switched back to the polar coordinates centered on the deflector or lens. An observed light ray travels a proper distance $l_{os} = l_{ls} + l_{ol}$ from a source to the lens and then to an observer. Hence it arrives after a time interval (seen by an observer at rest with respect to the lens)

$$\tilde{t} = \int_0^{l_{os}} \frac{dl}{c} - \int_0^{l_{os}} \frac{2\Phi(\mathbf{r})}{c^2} \frac{dl}{c}. \quad (34)$$

As in an Einstein universe (c.f. Bartelmann & Schneider 2001), the arrival time contains a geometric term and a

Shapiro time delay term due to the Φ potential of a galaxy. Gravitational time delay hence works as in GR, but with Φ instead of the Newtonian gravitational potential, $\Phi_N(\mathbf{r})$. Note that we recover the GR-like factor of two in front of Φ . Images will be on extrema points of the light arrival surface, hence the factor of two propagates to the deflection angle as well. Hence, to a good approximation, lensing by galaxies in TeVeS behaves as in GR apart from different interpretations of the gravitational potential.

For example, assume a spherical lens with a potential $\Phi(r)$. A light ray with an impact parameter b has a specific angular momentum $b \wedge c$, where c is the speed of light. The ray moves in a plane conserving angular momentum, hence

$$b = \frac{1}{c} \frac{\tilde{g}_{rr} r^2 d\theta}{(-\tilde{g}_{tt} c^2) d\tilde{t}} \approx e^{-\frac{4\Phi(r)}{c^2}} \frac{r^2 d\theta}{c d\tilde{t}} = e^{-\frac{4\Phi(r_{\min})}{c^2}} r_{\min}, \quad (35)$$

where we assume the plane is the $\psi = 0$ meridional plane with the polar angle $\theta = 0$ pointing away from both the observer and the lens, and the closest approach of the light ray to the lens r_{\min} is about equal to the impact parameter b at infinity if the field is weak everywhere, i.e., $|\Phi(r_{\min})|/c^2 \ll 1$. However, the light trajectory deviates slightly from a straight line. Combining equation (33) and equation (35) to eliminate either $d\theta$ or $d\tilde{t}$, we can integrate to find the ray travel time $\tilde{t}(r)$, or the ray trajectory $\theta(r)$, in the standard way and show that the arrival time

$$t(r_{\min}) = \left(\int_{r_{\min}}^{l_{ls}} + \int_{r_{\min}}^{l_{ol}} \right) \frac{dr}{cr} \frac{Q_r}{\sqrt{Q_r - Q_{r_{\min}}}}, \quad (36)$$

and the bending angle (cf. equation 109 in Bekenstein 2004)

$$\alpha(r_{\min}) = \left(\int_{r_{\min}}^{l_{ls}} + \int_{r_{\min}}^{l_{ol}} \right) \frac{dr}{r} \sqrt{\frac{Q_{r_{\min}}}{Q_r - Q_{r_{\min}}}}, \quad (37)$$

where $Q_r = -c^2 r^2 \tilde{g}_{rr} / \tilde{g}_{tt} \approx r^2 (1 - 4\Phi(r)/c^2)$. Taking the weak field and thin lens approximation (i.e., we can drop higher order terms, assume the lens is far from the observer, the source $l_{ls} \rightarrow \infty$ and $l_{ol} \rightarrow \infty$, and approximating $r_{\min} \approx b$), we can further reduce this last expression to

$$\alpha(b) \approx \int_b^\infty \frac{dr}{c^2} \frac{4b}{\sqrt{r^2 - b^2}} \frac{d\Phi(r)}{dr}. \quad (38)$$

Interestingly this is twice the bending angle predicted from extrapolating non-relativistic dynamics (Qin et al. 1995).

In fact, gravitational lensing in TeVeS recovers many familiar results of Einstein gravity even in non-spherical geometries. For example, an observer at redshift $z = 0$ sees a delay Δt_{obs} in the light arrival time due to a thin deflector at $z = z_l$

$$\frac{\Delta t_{\text{obs}}(\mathbf{R})}{(1+z_l)} \approx \frac{D_s}{2D_l D_{ls}} (\mathbf{R} - \mathbf{R}_s)^2 - \int_{-\infty}^{\infty} dl \frac{2\Phi(\mathbf{R}, l)}{c^2}, \quad (39)$$

as in GR for a weak-field thin lens, $\Phi/c^2 \ll 1$. A light ray penetrates the lens with a nearly straight line segment (within the thickness of the lens) with the 2-D coordinate, $\mathbf{R} = D_l \boldsymbol{\theta}$, perpendicular to the sky, where $D_l(z_l) = l_{ol}/(1+z_l)$ is the angular diameter distance of the lens at redshift z_l , D_s is the angular distances to the source, and D_{ls} is the angular distance from the lens to the source. The usual lens equation can be obtained from the gradient of the arrival time surface with respect to \mathbf{R} .

Nevertheless, there are important differences between

lensing in TeVeS and in GR. These are mainly in the predicted metric for a given galaxy mass distribution, and the predicted metric and distance-redshift relation for the Hubble expansion, which we will come to.

3.2 Poisson's equations for scalar field ϕ and gravitational potential Φ in TeVeS

The main question remains: how to calculate the gravitational potential $\Phi(r)$ in the presence of a matter density $\tilde{\rho}$ and a scalar field ϕ . This is best done in the Einstein frame. Bekenstein argues that

$$\begin{aligned} U^\mu &= [(-g_{tt})^{-\frac{1}{2}} c, 0, 0, 0], \\ g_{tt} &\approx e^{-2\phi} \tilde{g}_{tt} \approx -e^{2V/c^2} c^2, \end{aligned} \quad (40)$$

and

$$\Phi_N(\mathbf{r}) \equiv \Phi(\mathbf{r}) - \phi(\mathbf{r}) c^2. \quad (41)$$

Dropping pressure terms, time derivatives and higher order terms in the Einstein equation (equations 31 and 112 of Bekenstein) of a slightly perturbed metric, we find that

$$G_{tt} = 2\nabla \cdot \nabla \Phi_N = 8\pi G_K \tilde{\rho} e^{-2\phi} = 8\pi \tilde{G} \tilde{\rho}, \quad (42)$$

where we set $\phi \approx \phi_c$, which is the cosmological average of ϕ , and define

$$\tilde{G} \equiv G_K e^{-2\phi_c} \quad (43)$$

as the physical gravitational constant. Hence $\Phi_N(\mathbf{r})$ is basically the Newtonian gravitational potential, and is related to the physical matter density by the Newtonian Poisson's equation.

The scalar field, ϕ , is quasi-static near a galaxy, hence we can neglect all time derivatives compared to spatial derivatives so that

$$\phi_{,\mu} = \phi^{,\mu} = (0, \nabla \phi), \quad \delta_\phi^2 = \frac{|\nabla \phi|^2 c^4}{a_0^2}. \quad (44)$$

Substituting these, and a simplified energy momentum tensor (equation 12), into equation (13) for the scalar, the equation now starts to resemble Poisson's equation,

$$\nabla \cdot \left[\frac{\tilde{\mu}}{1 - \tilde{\mu}} \nabla \phi c^2 \right] = 4\pi G_K (\tilde{\rho} + 3\tilde{\rho} c^{-2}) e^{-2\phi} \approx 4\pi \tilde{G} \tilde{\rho}, \quad (45)$$

where we drop the pressure term, \tilde{p}/c^2 , which is small compared to the physical matter density term, $\tilde{\rho}$.

Combining the equations, the gravitational potential Φ , and the scalar field ϕ and the matter density $\tilde{\rho}$ are linked together by

$$4\pi \tilde{G} \tilde{\rho} = \nabla^2 \Phi_N = \nabla \cdot \left[\frac{\tilde{\mu}(\delta_\phi^2)}{1 - \tilde{\mu}(\delta_\phi^2)} \nabla \phi c^2 \right]. \quad (46)$$

Plus the equation of motion

$$\frac{d^2 \mathbf{r}}{d\tilde{t}^2} = -\nabla \Phi(\mathbf{r}) = -\nabla \Phi_N(\mathbf{r}) - \nabla \phi(\mathbf{r}) c^2, \quad (47)$$

and the choice of the free function

$$\delta_\phi = \frac{|\nabla \phi| c^2}{a_0} = \begin{cases} \tilde{\mu}(1 - \tilde{\mu}) & 0 \leq \tilde{\mu} \leq 1, \\ 0, & \text{otherwise,} \end{cases} \quad (48)$$

we completely specify the dynamics near a galaxy.

Equation (46) reduces to the MONDian equations for $\Phi(\mathbf{r})$,

$$\nabla \cdot [\tilde{\mu} \nabla \Phi] = 4\pi \tilde{G} \tilde{\rho}, \quad \tilde{\mu} \nabla \Phi = \nabla \Phi_N, \quad (49)$$

if we assume the two gradients $\nabla \Phi$ and $\nabla \phi$ are parallel (as in a sphere or far from a non-spherical body) or if the gradient $\nabla \phi$ is negligible (as in strong gravity). The strong field limit is reached by letting $\tilde{\mu} \rightarrow 1$, hence

$$\frac{|\nabla \Phi - \nabla \Phi_N|}{a_0} \rightarrow \frac{|\nabla \phi| c^2}{a_0} \rightarrow \delta_\phi \rightarrow 1 - \tilde{\mu} \rightarrow 0. \quad (50)$$

As a result equation (49) becomes the Newtonian Poisson's equation. The weak gravity limit is reached by letting $\tilde{\mu} \rightarrow 0$, then we have the following asymptotic relations:

$$\tilde{\mu}(\delta_\phi^2) \rightarrow \delta_\phi \rightarrow \frac{|\nabla \phi| c^2}{a_0} \rightarrow \frac{|\nabla \Phi|}{a_0} \rightarrow \frac{|\nabla \Phi_N|}{|\nabla \phi|} \ll 1, \quad (51)$$

hence we have a modified Poisson's equation

$$\nabla \cdot \left[\frac{|\nabla \Phi|}{a_0} \nabla \Phi \right] = 4\pi \tilde{G} \tilde{\rho}, \quad (52)$$

as in MOND.

With our choice of δ_ϕ as a function of $\tilde{\mu}$ relation (equation 48) we can further simplify the gravity inside a spherical system. We find

$$g(r) = \nabla \Phi = \begin{cases} \sqrt{a_0 g_N} & g_N(r) \leq a_0, \\ g_N & \text{otherwise.} \end{cases} \quad (53)$$

which is a special case of eq. (2) of Milgrom's theory. Here the Newtonian gravity $g_N(r)$ and potential $\Phi_N(r)$ are given by

$$g_N(r) = \frac{GM(r)}{r^2} = \frac{d\Phi_N(r)}{dr}, \quad (54)$$

where $M(r)$ is the mass enclosed inside a spherical physical (proper) radius r . In TeVeS, the gravitational field g for a spherically-symmetric source is made up of two contributions, $\nabla \phi$ from the scalar field and g_N from the Newtonian gravity. For our choice of the free function we find that gravity in TeVeS is related to Newtonian gravity by

$$\nabla \phi c^2 = g - g_N = \begin{cases} 0, & g_N > a_0, \\ \sqrt{g_N a_0} - g_N & g_N < a_0. \end{cases} \quad (55)$$

There are, however, conceptual differences between TeVeS and MOND. The modification of gravity in TeVeS is made through the factor $\tilde{\mu}(|\nabla \phi|^2 c^4 a_0^{-2})$, hence depends on the scalar field gradient $|\nabla \phi|$, rather than $|\nabla \Phi|$ as in MOND. Strictly speaking, $\nabla \phi$ and $\nabla \Phi$ are generally not colinear except for special geometries, hence the two descriptions are not generally identical.

In short Bekenstein's theory reduces to MOND in the non-relativistic and spherical limit. Later in the paper, we will work exclusively under the assumption that $\phi \sim \phi_c \sim 0$, or $e^\phi \sim 1$. Hence we can drop the tilde sign without confusion. We will consider spherical systems only, where the magnitude of the gravitation field is given by equation (53), and a_0 is given by equation (3).

4 ANGULAR DIAMETER DISTANCES IN AN ACCELERATING TEVES UNIVERSE

We are interested in lensing in a reasonable TeVeS cosmological model, which should be in accord with Supernovae (SNIa) data. In order to do this, we will simplify the TeVeS

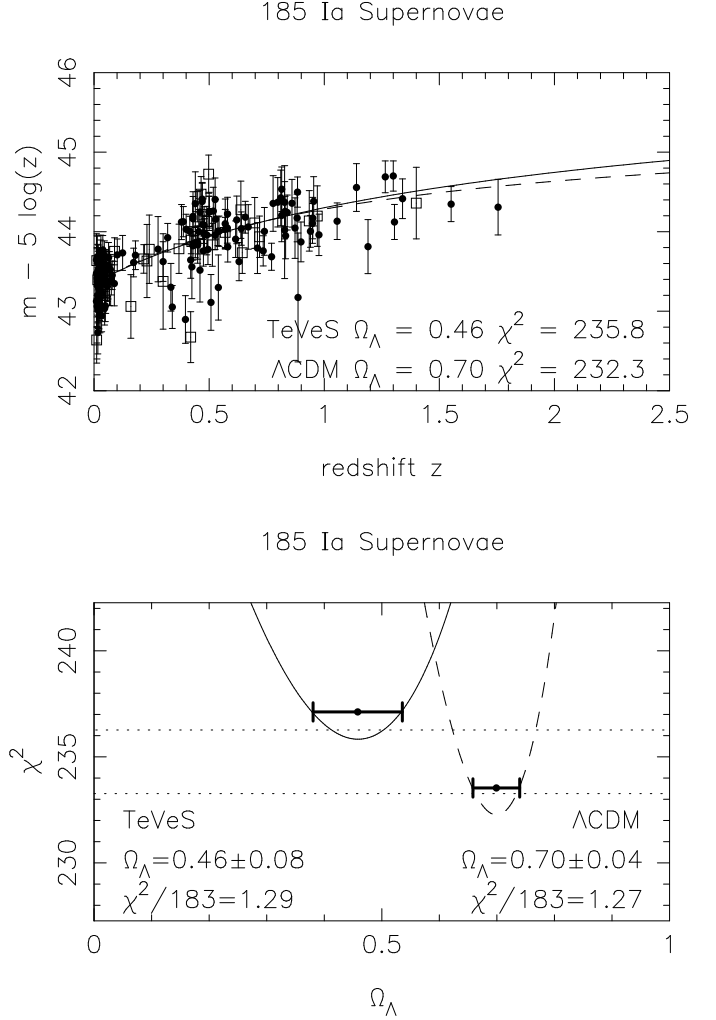


Figure 3. Upper panel: Least square fits to high- z SN Ia distance modulus in a low-matter baryonic cosmology (Ω_m, Ω_Λ) = (0.02, 0.46) (TeVeS, thick solid) and in a flat dark matter cosmology (0.25, 0.75) (Λ CDM, thin dashed). Lower panel: Vertical lines indicate the 1σ limit on the estimated Ω_Λ . The TeVeS fit is slightly poorer than the Λ CDM flat cosmology fit, although only by 1.5σ .

cosmological metric tensor. Using the approximation $e^\phi \sim 1$ we can drop all tilde signs without confusion, and work only with physical metrics. Writing the matter density $\tilde{\rho}$ as ρ_m , we find that the Hubble parameter $H(z)$ is given by

$$\frac{\dot{a}^2}{a^2} = H^2(z) \approx H_0^2 (\Omega_m(1+z)^3 + \Omega_\Lambda + \Omega_K(1+z)^2), \quad (56)$$

Here the curvature density parameter is

$$\Omega_K \approx 1 - \Omega_\Lambda - \Omega_m, \quad (57)$$

where

$$\Omega_\Lambda = \frac{8\pi G \rho_\Lambda}{3H_0^2}, \quad \Omega_m = \frac{8\pi G \rho_m}{3H_0^2}, \quad (58)$$

where we have neglected the contribution of radiation and the scalar field. The age of such a TeVeS universe is given by

$$t = \int_0^\infty \frac{dz}{H(z)}. \quad (59)$$

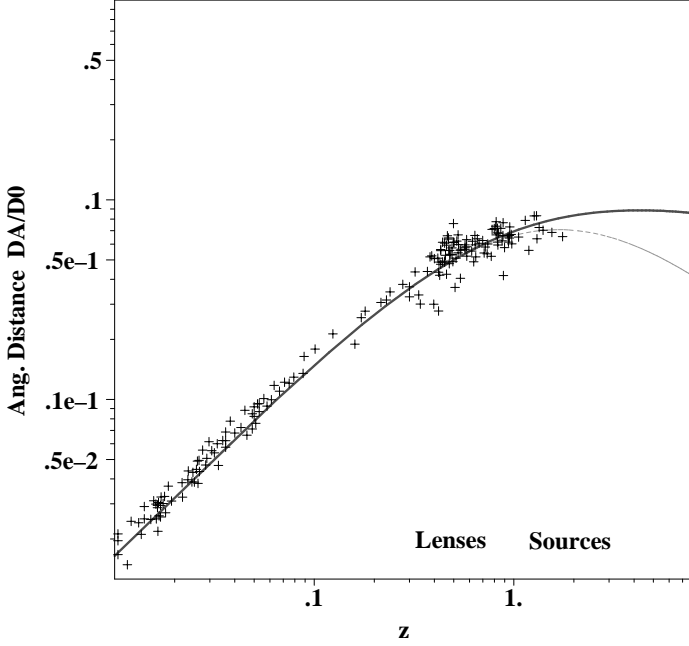


Figure 4. Angular diameter distance $D_A(z)$ (in units of $D_0 = c^2/a_0 \sim 6c/H_0$) vs. redshift, z , in two cosmologies: $(\Omega_m, \Omega_\Lambda) = (0.02, 0.46)$ (TeVeS, thick solid) and $(0.25, 0.75)$ (Λ CDM, thin dashed). The data are converted to angular diameter distances by multiplying by a factor $(1+z)^{-2}$ and assuming $H_0 = 70 \text{ km s}^{-1} \text{ Mpc}^{-1}$. We also label typical lenses at redshifts $z = 0.1 - 1$, and typical quasar sources at redshifts $z = 1 - 3$ (as labelled).

The luminosity distance $D_L(z)$ and the angular diameter distance D_A in this universe as functions of redshift can be predicted by

$$\frac{D_L(z)}{(1+z)^2} = D_A(z) = \frac{c}{(1+z)} \frac{\sinh \left[\Omega_K^{1/2} \int_0^z \frac{dz}{H(z)} \right]}{\Omega_K^{1/2}}. \quad (60)$$

Normalized to the present observed expansion rate, H_0 , the (baryonic) matter density in TeVeS is low, but TeVeS allows for a cosmological constant or a vacuum energy density ρ_Λ in driving the Hubble expansion. At low redshift the vacuum energy is important and dominating. Choosing an appropriate (perhaps rolling) vacuum energy, it is conceivable that one can make a TeVeS baryonic universe which expands at virtually the same rate as the CDM model. For example, choosing an open universe with $\Omega_\Lambda = 0.5$, and $\Omega_m = (0.0 - 0.05)$, it is possible to fit the luminosity distances of high- z SNe about as well as CDM up to a redshift of 1–2.

Fig. 3 and Fig. 4 show the luminosity distance and angular diameter distance as a function of redshift, for a best-fit TeVeS cosmology and a standard Λ CDM model. Clearly both models are consistent with the high- z SNe distance moduli data set; the TeVeS fit is a little poorer than the Λ CDM fit, but only by 1.5σ and is therefore admissible. The age of a baryonic low-density universe is also about $1.1H_0^{-1}$; only slightly longer than the Λ CDM prediction, and not in sharp conflict with the ages of astronomical objects, such as globular clusters.

Table 1. Lookup-table for our notations for lensing in TeVeS

Parameters	Meaning
a_0	Threshold for weak acceleration regime
D_l	Angular diameter distance to lens
D_s	Angular diameter distance to source
D_{ls}	Angular distance from lens to source
$D_0 = c^2/a_0$	Distance scale of weak acceleration
$\xi = \frac{\eta^2}{4} = \frac{D_l D_{ls}}{D_s D_0}$	Rescaled lens/source effective distance
$r_0 = \theta_0 D_l = \sqrt{\frac{GM}{a_0}}$	Newtonian bubble radius and angular radius
$r_h = \theta_h D_l$	Hernquist lens scalelength and angular scale
$\theta = b/D_l$	Angular size of closest approach to lens
α	Deflection angle
$\bar{\alpha} = \frac{D_{ls}}{D_s} \alpha$	Reduced deflection angle
θ_c	Critical (Einstein ring) angular radius
$y = \frac{\theta}{\theta_0} = \frac{b}{r_0}$	Rescaled angular radius of the lens
$y_c = \theta_c/\theta_0$	Rescaled angular critical radius

5 MODELING A SPHERICAL LENS AND A POINT LENS

Having set out the basics of gravitational lensing and the cosmological model in the relativistic TeVeS theory, we now consider analytic solutions to simple spherical lensing models. The simplest case of lensing is by a point-like mass distribution. Chiu et al. (2005) have worked out the deflection and time delay in the point lens case rigourously for TeVeS. We follow the more GR-like formulation of Bekenstein (2004), neglecting high order terms. The results of the two approaches are essentially the same when dealing with a galaxy potential. Qin et al. (1995) and Mortlock & Turner (2001) have previously worked out deflections and amplification by a point lens. Here we expand these earlier works by predicting divergence, shear and critical line for a general spherical lens. We will also fit the observed lenses later in the paper. A list of notations are given in Table I.

Consider a geometry as illustrated by Figure 2, where a spherical lens at redshift z_l bends the ray from a source at redshift z_s . Following the convention in gravitational lensing to work with angles projected on the sky, we let the source be offset from the lens by an angle θ_s and form an image at angle θ , which is related to the physical length b (for the closest approach) by

$$\theta = \frac{b}{D_l}. \quad (61)$$

The spherical symmetry of the lens means that the line of sight to the lens, source and images lie in one plane. Many of the familiar results from gravitational lensing in Einstein gravity transfer directly over to TeVeS. Taking the derivative of eq. (39) with respect to R , and requiring images form at extreme points, we find the lens equation

$$\theta - \theta_s = \bar{\alpha} \equiv \frac{D_{ls}}{D_s} \alpha, \quad \alpha(b) = \int_b^\infty \frac{dr}{c^2} \frac{4b}{\sqrt{r^2 - b^2}} \frac{d\Phi(r)}{dr} \dots \quad (62)$$

Taking one more derivative to θ_s , we find that the amplification A is given by

$$A^{-1} = \frac{\theta_s d\theta_s}{\theta d\theta} = (1 - \kappa - \gamma)(1 - \kappa + \gamma). \quad (63)$$

Here κ is the convergence field, still given by the divergence of the deflection angle,

$$\kappa = \frac{1}{2\theta} \frac{\partial}{\partial \theta} \theta \bar{\alpha}, \quad (64)$$

and so the reduced deflection angle is related to the mean convergence within a circular radius by

$$\bar{\alpha} = \theta \bar{\kappa}, \quad (65)$$

where

$$\bar{\kappa} = \frac{2}{\theta^2} \int_0^\theta d\theta \theta \kappa. \quad (66)$$

Similarly the shear field is given by

$$\gamma = |\bar{\kappa} - \kappa|. \quad (67)$$

To offer more insight, we can re-write the deflection angle (cf. eq. 62) in terms of the photon position along an unperturbed path (the Born approximation) as

$$\alpha \approx \int_{-\infty}^{\infty} \frac{dl}{c^2} \frac{2b}{r} g_{\perp}(r), \quad r = \sqrt{l^2 + b^2}, \quad (68)$$

where l is the distance long the light path and

$$g_{\perp}(r) = g(r) \frac{b}{r}, \quad g(r) = \frac{d\Phi(r)}{dr}, \quad (69)$$

is the gravitational force acting transversely to the direction of the photon motion at a distance r from the source.

To simplify notations later on, it is helpful to scale the distances to a TeVeS distance scale D_0 defined by

$$D_0 = \frac{c^2}{a_0} \approx \frac{6c}{H_0} \sim 25 \text{Gpc}. \quad (70)$$

Heuristically, this gives a characteristic distance in TeVeS at which a particle accelerated with $a = a_0$ would reach the speed of light (ignoring relativistic effects). Define η as a dimensionless number with

$$\eta \equiv \sqrt{4\xi}, \quad \xi \equiv \frac{D}{D_0}, \quad D = \frac{D_l D_{ls}}{D_s}. \quad (71)$$

The quantity η or ξ characterizes the geometry of the lens system, independently of the lens mass. The meaning of η can also be recognised from the fact that $\eta\theta_0 = \sqrt{\frac{4GM D_{ls}}{c^2 D_s D_l}} = 0.8'' \sqrt{\frac{M}{10^{11} M_{\odot}} \frac{1 \text{Gpc}}{D_l} \frac{D_{ls}}{D_s}}$ is the conventional Einstein radius in the GR limit; this does not hold in TeVeS. Generally η or ξ represent the lens geometry and are independent of the lens mass.

5.1 Lensing by a Point mass

Around a point-mass the gravity (cf. eq. 53)

$$g = \begin{cases} a_0(r_0/r)^2, & r < r_0, \\ a_0(r_0/r), & r > r_0, \end{cases} \quad (72)$$

where we have defined a transition radius r_0 ;

$$g(r = r_0) = a_0, \quad (73)$$

so that inside a Newtonian bubble, $r < r_0$, around the point-lens we have strong Newtonian gravity where $g \propto 1/r^2$, and outside we have weak TeVeS gravity where $g \propto 1/r$. At $r = r_0$ we have

$$r_0 = \sqrt{\frac{GM}{a_0}} = \frac{GM}{v_0^2} = 10 \text{kpc} \sqrt{\frac{M}{10^{11} M_{\odot}}}, \quad (74)$$

where

$$v_0 = (GMa_0)^{1/4} = 200 \text{kms}^{-1} \left(\frac{M}{10^{11} M_{\odot}} \right)^{\frac{1}{4}}, \quad (75)$$

is the circular velocity in the weak gravity regime outside the Newtonian bubble.

Substituting the TeVeS gravity $g(r)$ (eq. 72) into eq. (68), we find the deflection angle

$$\alpha = \frac{4GM}{c^2 b} \sqrt{1 - \left(\frac{b}{r_0} \right)^2} + \frac{4v_0^2}{c^2} \sin^{-1} \frac{b}{r_0}, \quad b < r_0, \quad (76)$$

$$= \frac{2\pi v_0^2}{c^2}, \quad b \geq r_0. \quad (77)$$

This result is straightforward to understand: for a light path with a large enough impact parameter b , we have $r > r_0$ everywhere along the line of sight so that the TeVeS gravity looks like that of an isothermal halo of circular velocity v_0 , and hence we recover the result of a constant deflection as in GR for isothermal halos. In the other limit where $b \ll r_0$, the line of sight will go through the strong gravity, Newtonian regime and the deflection approaches that of a point mass in GR,

$$\alpha_{\text{GR}} = \frac{4v_0^2 b_0}{c^2 b} = \frac{4GM}{c^2 b}. \quad (78)$$

This term also appears as the leading term for small distances from the source in equation (77). The extra terms in equation (77) are due to modifications as the light beam passes through the weaker, MOND-gravity regime, when $r > r_0$.

It is convenient to work with dimensionless quantities to find universal relations within TeVeS. Define θ_0 as the angular size of the Newtonian bubble with physical radius r_0 .

$$\theta_0 = \frac{r_0}{D_l} = \sqrt{\frac{GM}{a_0}} \frac{1}{D_l} = 2'' \left(\frac{M}{10^{11} M_{\odot}} \right)^{\frac{1}{2}} \left(\frac{D_l(z)}{1 \text{Gpc}} \right)^{-1}. \quad (79)$$

We can then express the image angle θ in terms of the dimensionless angle y where

$$y \equiv \frac{\theta}{\theta_0} = \frac{b}{r_0}, \quad (80)$$

and find the deflection angle satisfies

$$\frac{\bar{\alpha}}{\theta_0 \eta^2} = \sqrt{y^{-2} - 1} + \sin^{-1} y, \quad y < 1, \quad (81)$$

$$= \frac{\pi}{2}, \quad y \geq 1, \quad (82)$$

where η is given in eq. 71.

We can also transform the convergence and shear into dimensionless quantities.

$$\frac{\kappa}{\eta^2} = \frac{1}{2} \left(\delta_D(y) + \frac{\sin^{-1} y}{y} \right), \quad y < 1, \quad (83)$$

$$= \frac{\pi}{4y}, \quad y \geq 1 \quad (84)$$

$$\frac{\gamma}{\eta^2} = \left| \frac{\sqrt{1 - y^2}}{y^2} + \frac{\sin^{-1} y}{2y} \right|, \quad y < 1, \quad (85)$$

$$= \frac{\pi}{4y}, \quad y \geq 1 \quad (86)$$

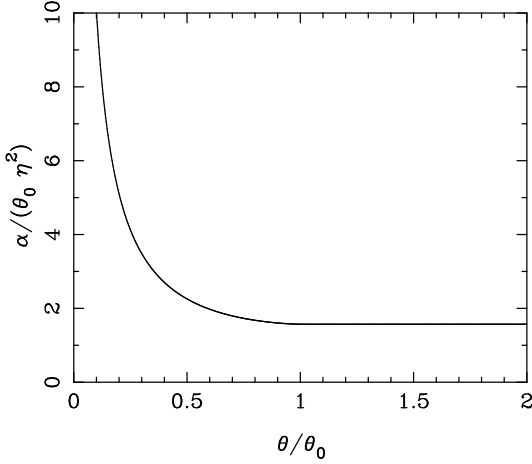


Figure 5. The dimensionless deflection angle of a point-mass source in relativistic TeVeS, $\alpha/(\theta_0 \eta^2)$. Beyond the Newtonian bubble of angular radius θ_0 , the deflection is a constant.

and the amplification A satisfies

$$A = \left| \left(1 + \eta^2 \frac{\sqrt{1-y^2}}{y^2} \right) \left(1 - \eta^2 \frac{\sqrt{1-y^2} + y \sin^{-1} y}{y^2} \right) \right|^{-1}, \quad y < 1, \quad (87)$$

$$= \left| 1 - \frac{\pi \eta^2}{2y} \right|^{-1}, \quad y \geq 1. \quad (88)$$

These dimensionless results are plotted in Figures 5, 6, 7, and 8. The deflection angle decreases from the central point, just as for the point-like lens in Einstein gravity. But beyond the MOND-angle, $\theta = \theta_0$, the deflection angle is a constant, just as it is for an isothermal sphere in Einstein gravity. This is perhaps not too surprising, since the aim of MOND was to mimic the rotation curve of a dark matter-dominated isothermal sphere with a point-like MOND source. As we have modified gravity in the same way for gravitational lensing, we find a similar result.

The shape of the convergence field, κ/η^2 , in Figure 6 can also be simply understood. For angles less than the MOND-angle, θ_0 , a light ray will pass for most of its path through the Universe in the weak MOND regime. We assume there is some large-scale cut-off to this and we return to the standard cosmological model on very large scales. In this weak MOND-regime the light bundle will experience a convergence. Then, when the light ray passes through the Newtonian bubble, it experiences no further convergence, except for those rays that pass through the central point-mass. At the MOND-radius, $\theta = \theta_0$, there is a cusp as light rays only intersect the edge of the Newtonian bubble. This cusp is a result of the discontinuity in g , given by equation (72), and other versions of TeVeS will give smoother transitions. For light rays that pass further away from the point-lens and never intersect the Newtonian bubble, the convergence falls off as y^{-1} , as for an isothermal sphere in Einstein gravity.

Further insight into the behaviour of these results can be found by taking the limit $y \ll 1$. In this limit we find

$$\frac{\bar{\alpha}}{\theta_0 \eta^2} \approx \frac{1}{y} \left(1 + \frac{1}{2} y^2 \right), \quad (89)$$

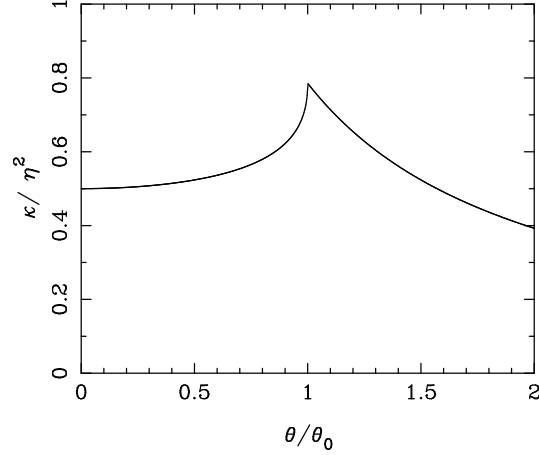


Figure 6. The dimensionless convergence field for a point-mass source in relativistic TeVeS, κ/η^2 . Note the cusp at the transition between weak and strong MOND regimes.

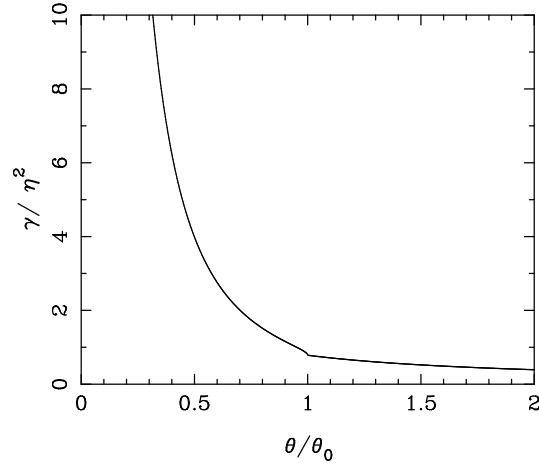


Figure 7. The dimensionless shear field for a point-mass source in relativistic TeVeS, γ/η^2 . The signal increases significantly within the Newtonian bubble.

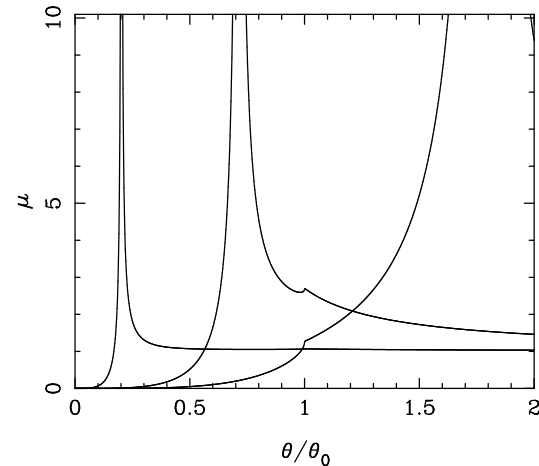


Figure 8. Three magnification profiles for a point-mass source in relativistic TeVeS, for values of the dimensionless MOND-lens geometric parameter, $\eta = 2\sqrt{\xi} = 0.2, 0.7$ and 1.5 .

$$\frac{\kappa}{\eta^2} \approx \frac{1}{2} \left(\delta_D(\mathbf{y}) + 1 + \frac{1}{6} y^2 \right), \quad (90)$$

$$\frac{\kappa}{\eta^2} \approx \frac{1}{y^2} \left(1 - \frac{1}{24} y^4 \right), \quad (91)$$

$$A \approx \left| 1 - \eta^2 + \frac{\eta^4}{3} - \frac{\eta^4}{y^4} - \left(\frac{\eta^2}{6} - \frac{2\eta^4}{15} \right) y^2 \right|^{-1}, \quad (92)$$

which show the first-order corrections to lensing by a point-lens in Einstein gravity. In physical coordinates the convergence field is

$$\kappa \approx \frac{2GM D_{ls}}{D_s D_l c^2} \delta_D(\boldsymbol{\theta}) + \frac{2D_{ls} D_l}{D_s D_0} \quad (93)$$

which reduces to the usual result for a point lens in Einstein gravity when $D_0 \rightarrow \infty$. Hence the first-order correction to the usual Einstein gravity results for gravitational lensing for TeVeS is an added constant of $2\xi = \frac{\eta^2}{2} = \frac{2D_{ls} D_l}{D_s D_0}$.

5.2 Critical line around a point lens

In general, the critical radius is where the magnification diverges. For a spherical lens, the amplification diverges when $\theta_s = 0$. The critical radius, $\theta = \theta_c$, can be solved by setting $\theta_s = 0$ in the lens equation (cf. eq. 62); alternatively, one can solve eq. (87) with $A \rightarrow \infty$. We find that the rescaled critical radius $y_c = \frac{\theta_c}{\theta_0}$ is a function ξ , satisfying

$$\xi = \frac{\eta^2}{4} = \frac{y_c}{4\sqrt{y_c^{-2} - 1} + 4\arcsin y_c} \quad y_c < 1, \quad (94)$$

$$= \frac{y_c}{2\pi} \quad \text{otherwise} \quad (95)$$

which could be inverted approximately by interpolating the asymptotic relations,

$$y_c(\xi) = \left(\frac{GM}{a_0} \right)^{-1/2} D_l \theta_c \sim \sqrt{4\xi + 4\pi^2 \xi^2}. \quad (96)$$

Note that we avoid the term "Einstein radius", which normally means an angle $\sqrt{4GM D_{ls}/D_s D_l c^2}$ in GR. The critical radius $\theta_c = \theta_0 y_c(\xi)$ in TeVeS is also proportional to \sqrt{M} , but depends on the distances through ξ in a more sophisticated way.

In the MOND limit for $y_c \ll 1$ and $\xi \ll 1$ we find the critical lines lie at

$$y_c = \frac{\theta_c}{\theta_0} = 2\sqrt{\xi}(1 + \xi). \quad (97)$$

In the limit that $y_c \gg 1$, the TeVeS point-mass looks like an isothermal sphere in Einstein gravity, with a constant deflection angle, convergence and shear fields given by

$$\kappa = \gamma = \frac{\pi \xi \theta_0}{\theta} \quad (98)$$

and magnification

$$A = |1 - 2\kappa|^{-1}. \quad (99)$$

Any critical lines occur when $\kappa = 1/2$ at a radius of

$$y_c = 2\pi\xi, \quad \text{or} \quad \theta_c = 2\pi\xi\theta_0 = 0.56'' \sqrt{\frac{M}{10^{11} M_\odot}} \frac{D_{ls}}{D_s}. \quad (100)$$

In Figure 9 (solid line for point mass lens) we have plotted the dimensionless position of the critical lines, $y_c = \theta_c/\theta_0$, as a function of the lens geometric factor, $\xi = \frac{D_l D_{ls}}{D_s D_0}$.

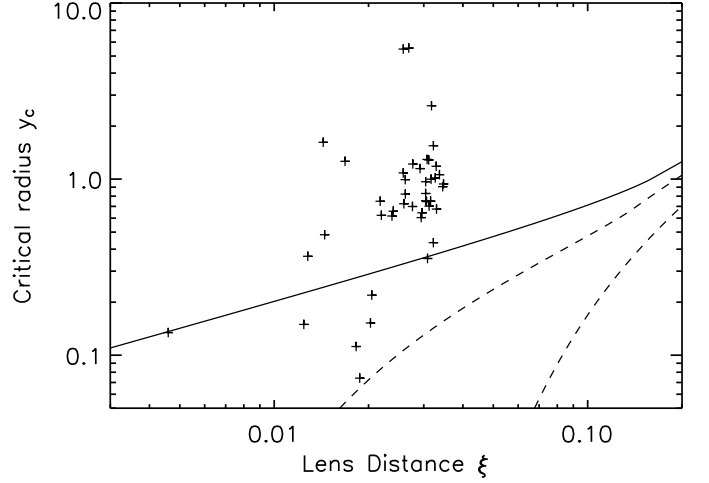


Figure 9. shows the critical radius (rescaled by Newtonian bubble $r_0 = \sqrt{GM/a_0}$), $y_c = D_l \theta_c / r_0$ as a function of the lens effective distance parameter, $\xi = \eta^2/4 = D_l D_{ls}/D_s/D_0$ (rescaled by the MOND distance $D_0 = c^2/a_0$), where $a_0 = 10^{-8} \text{cms}^{-2}$. Crosses indicate 44 lens systems with data from the CASTLES lensing survey, including those in Table 2. The curves are for a point lens (solid), and a Hernquist profile lens with a scale length $r_h = r_0/3$ (dashed), and r_0 (lower dashed).

At small values of the critical line, and small values of ξ , we are in the strong-gravity regime and so we expect to recover the results of Einstein gravity, where $y_c \propto \sqrt{\xi}$. In the weak-gravity, MOND regime we expect a transition to equation (100), where $y_c \propto \xi$. Hence, we can use data from the observed measurement of critical lines around galaxies with known baryon content to test this prediction of relativistic-MOND theory: basically we compare the expected baryonic mass of a lens of observed luminosity L with the gravitational mass M inferred from the observed Einstein ring, which satisfies eq. (96). We carry out this procedure in §7.1.

6 LENS MODEL FOR BARYONIC HERNQUIST PROFILE

Early type galaxies are fairly well described by a nearly round distribution of light with a de Vaucouleur radial profile in projection. In this section we shall extend our results from a point-like lens to an extended, Hernquist-profile lens model. The latter has a density profile $\rho(r)$ and enclosed mass profile $M(r)$ given by

$$\rho(r) = \frac{Mr_h}{2\pi r(r+r_h)^3}, \quad M(r) = \frac{r}{r+r_h} M, \quad (101)$$

where M is the total mass and r_h is the core scale length. This Hernquist model is a good fit to the deVaucouleur profile of elliptical galaxies, and is frequently used for quantifying these profiles (e.g. Kochanek et al 2000, Kochanek 2003). Since in a TeVeS context the mass must follow light, a Hernquist profile should provide an accurate lens model.

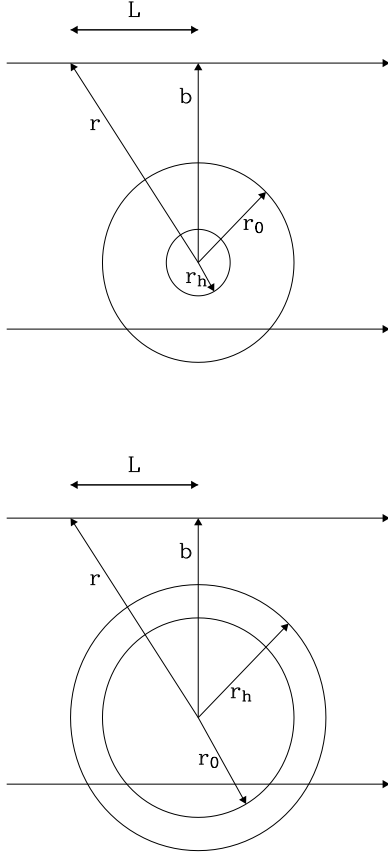


Figure 10. The geometry of a light beam passing a Hernquist lens, indicating the distance of a photon from the centre of the source, r , the distance of closest approach, b , the radius of the Newtonian bubble, r_0 , and the core radius of the Hernquist profile, r_h . Top: illustrates situation when $r_h < r_0$. Bottom: illustrates situation when $r_h > r_0$.

6.1 Gravity and scalar field

The Hernquist model has a Newtonian gravity

$$g_N(r) = \frac{GM(r)}{r^2} = \frac{GM}{(r + r_h)^2}. \quad (102)$$

Hence in TeVeS the gravity is given by

$$\begin{aligned} g(r) &= \frac{GM}{(r + r_h)^2}, & r < r_0 - r_h \\ &= \frac{v_0^2}{r + r_h}, & r > r_0 - r_h \end{aligned} \quad (103)$$

where $r = r_0 - r_h$ is now the radius of the Newtonian bubble between strong and weak gravity. Note that the gravity reaches a finite maximum at the centre of a Hernquist profile. We define

$$\theta_h = \frac{r_h}{D_L} \quad (104)$$

as the angular size of the core length scale, r_h , projected on the sky. A point mass model is obtained in case that $\theta_h \rightarrow 0$.

The scalar field gradient around a Hernquist profile galaxy is given by (cf. eqs. 48, 55),

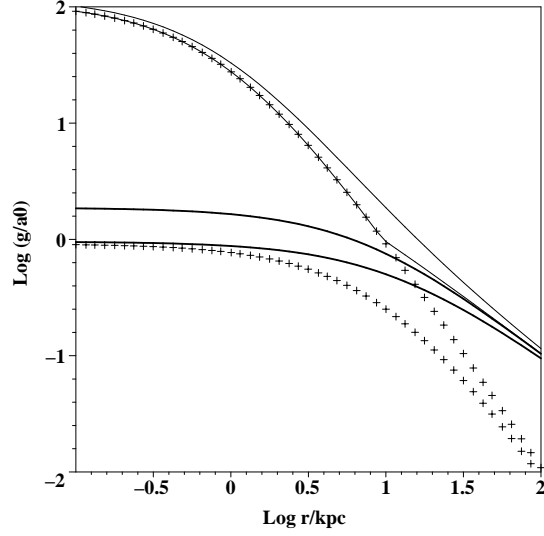


Figure 11. The rescaled Newtonian field strength $g_N(r)/a_0$ (crosses) and rescaled gravity $g(r)/a_0$ (solid curves) for an unsmooth function $\tilde{\mu}$ (cf. eq. 15) and a smooth function (cf. eq. 126) around Hernquist models of scale length $r_h = 1$ kpc or 11 kpc (thin or thick curves) for an elliptical galaxy $M = 10^{11} M_\odot$. The difference between g/a_0 and g_N/a_0 show the scalar field contribution $\nabla\phi c^2/a_0$.

$$\nabla\phi c^2/a_0 = \tilde{\mu}(1-\tilde{\mu}) = \begin{cases} 0, & r < r_0 - r_h, \\ \frac{r_0}{r+r_h} \left[1 - \frac{r_0}{r+r_h} \right], & \text{otherwise.} \end{cases} \quad (105)$$

Here the parameter $\tilde{\mu} = \min(1, \frac{r_0}{r+r_h})$, hence satisfying

$$\tilde{\mu} = \min(1, \frac{g}{a_0}) = \frac{1}{2} \pm \sqrt{\frac{1}{4} - \frac{\nabla\phi c^2}{a_0}}. \quad (106)$$

Integrating the above from r to the infinity, we find the scalar field

$$\phi(r) = \begin{cases} 0, & r < r_0 - r_h, \\ \frac{v_0^2}{c^2} \ln \frac{r+r_h}{r_0} + \frac{GM}{c^2(r+r_h)} - \frac{GM}{c^2 r_0}, & r > r_0. \end{cases} \quad (107)$$

Hence ϕ contributes only beyond the Newtonian bubble.

Figure 11 compares the gravity (solid curves) and Newtonian field strength (dashed curves) around a galaxy in a compact Hernquist mass model ($r_h = 1$ kpc) and an extended Hernquist model ($r_h = 11$ kpc). For our choice of $\tilde{\mu}$, the scalar field contribution starts at small radii if the gravity g is below a_0 , it then peaks at a value $a_0/4$ at a radius $r = 2r_0 - r_h$, and then falls to zero again.

Figure 12 compares the radial distribution of the circular velocity for a point-mass and a Hernquist mass distribution in non-relativistic MOND. In the point mass case we see that the velocity curve drops in a Keplerian fashion in the strong, Newtonian limit. At radii beyond the Newtonian bubble radius, the gravity enters the weak MOND-limit, and the velocity flattens to $v = v_0$. The size of the Newtonian bubble scales with $M^{1/2}$, and the terminal velocity scales with $M^{1/4}$. The Hernquist models approach the point mass model at large radii; but at small radii, the circular velocity curves are rising instead.

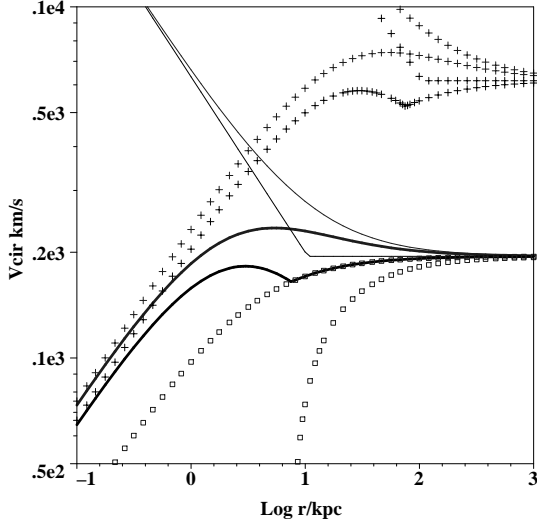


Figure 12. Circular velocity for an elliptical galaxy (lower thick and thin lines) with $M = 10^{11} M_\odot$ for a point mass model (thin line) and a Hernquist model (thick line) with scale length $r_h = 3$ kpc for an unsmooth function $\tilde{\mu}$ (cf. eq. 15) and a smooth function (cf. eq. 126); The boxes show the contribution of the scalar field in these two choices of $\tilde{\mu}$. Likewise for a galaxy cluster with $M = 10^{13} M_\odot$ (crosses) for a point mass model and a Hernquist model with scale length $r_h = 30$ kpc. The sharp break point is the transition radius r_0 from strong gravity to MOND weak gravity.

6.2 Deflection by the Hernquist model

We can now find the reduced deflection angle, $\bar{\alpha}$, for a light beam passing at a radius $\theta = b/D_L$ from the Hernquist lens centre. This can again be calculated from equations (68) and (69). Substituting in equation (103) we find

$$\frac{\bar{\alpha}}{\theta_0 \eta^2} = \left[\frac{\theta_0 \theta u + \theta_0 \theta_h H_{0u}}{\theta^2 - \theta_h^2} + H_{1u} \right], \quad (108)$$

where

$$H_{jk} = \begin{cases} \frac{\arcsin(j\sqrt{H}) - \arcsin(k\sqrt{H})}{\sqrt{H}}, & H \equiv 1 - \frac{\theta_h^2}{\theta^2} \geq 0, \\ \frac{\operatorname{arcsinh}(j\sqrt{|H|}) - \operatorname{arcsinh}(k\sqrt{|H|})}{\sqrt{|H|}}, & H < 0 \end{cases} \quad (109)$$

where

$$u = \sqrt{\left(1 - \frac{\theta_h}{\theta_0}\right)^2 - \frac{\theta^2}{\theta_0^2}}, \quad |\theta| < \theta_0 - \theta_h, \quad (110)$$

$$= 0 \quad \text{otherwise.} \quad (111)$$

The different conditions in equations (109) to (111) correspond to different ray paths through the Hernquist lens, illustrated by Figure 10. For instance, the upper ray on the top panel is outside the Hernquist scale length corresponding to $|\theta| > \theta_h$, ie $H > 0$, and is also outside the Newtonian bubble, ie $|\theta| > \theta_0 - \theta_h$. This latter condition also requires $\theta_h < \theta_0$, ie the Hernquist length is smaller than the Newtonian bubble.

The lower ray on the top panel illustrates a different regime, where $|\theta| > \theta_0 - \theta_h$; now the ray passes through the Newtonian bubble, corresponding to the condition given by equation (110).

On the other hand, the bottom panel has $\theta_h > \theta_0$, ie the Hernquist length is larger than the Newtonian bubble. In

this figure therefore, the condition in equation (111) always applies. Nevertheless, the two rays obey the conditions $H > 0$ and $H < 0$ respectively, as one ray passes through the Hernquist length and one does not.

In summary, the conditions in equation (109) govern whether a ray passes through a Hernquist length of the lens; the conditions in equation (110) and equation (111) govern whether a ray passes within a Newtonian bubble which is larger than a Hernquist length.

In the limit that $\theta_h = 0$, we find

$$u = \sqrt{1 - \left(\frac{\theta}{\theta_0}\right)^2}, \quad |\theta| < \theta_0, \quad (112)$$

$$= 0, \quad |\theta| > \theta_0, \quad (113)$$

and

$$H_{1u} = \frac{\pi}{2} - \arcsin u = \frac{\pi}{2} + H_{0u}, \quad (114)$$

which recovers the results for the point-mass (cf. eq. 89).

6.3 Amplification by a Hernquist model

We can find the amplification A for the Hernquist lens from the lens equation

$$A^{-1} = \frac{\theta_s d\theta_s}{\theta d\theta} = \left(1 - \frac{\bar{\alpha}}{\theta}\right) \left(1 - \frac{d\bar{\alpha}}{d\theta}\right), \quad (115)$$

where $\bar{\alpha} = \frac{D_L}{D_s} \alpha$ is given by eq. (108). The amplification diverges when $\frac{d\theta_s}{d\theta} = 0$ (condition for radial arc) or $\theta_s = \theta - \bar{\alpha} = 0$ (condition for Einstein ring). In the latter case, the critical radius $\theta_c = y_c \theta_0$ is given by

$$\frac{\bar{\alpha}}{\theta_c} = 1. \quad (116)$$

Substituting in eq. (108), we have

$$\frac{1}{4\xi} = \frac{u_c + H_{0u} y_h y_c^{-1}}{y_c^2 - y_h^2} + \frac{H_{1u}}{y_c}, \quad (117)$$

where $y_h \equiv \theta_h/\theta_0$ and

$$u = \sqrt{(1 - y_h)^2 - y_c^2} \quad 1 - y_h > |y_c| \quad (118)$$

$$= 0 \quad \text{otherwise,} \quad (119)$$

and H_{jk} is a function of $H = 1 - \frac{y_h^2}{y_c^2}$ as in eq. (109). The above $y_c(\xi)$ relation can be used to weigh the lens mass M , and hence measure the M/L of the lens. Basically

$$\sqrt{\frac{GM}{a_0}} = r_0 = \frac{\theta_c D_L}{y_c(\xi)}, \quad \xi = \frac{D_L D_{Ls} a_0}{D_s c^2}, \quad (120)$$

where the lens distance measure D_L , ξ and the critical line radius θ_c are all observables. In the point mass limit we have $y_h = 0$, and we find $H = 1$, $u = \sqrt{\max(0, 1 - y_c^2)}$, $H_{1u} = \frac{\pi}{2} - \arcsin(u) = \arcsin \max(1, y_c)$, so the critical line satisfies a simpler relation (cf. eq. 94). Note the functional dependence of the rescaled critical radius y_c and lens distance measure ξ is fairly complex even with our simplest choice of the free function $\tilde{\mu}$ (cf. eq. 48). It is therefore analytically challenging to work with more general functions for $\tilde{\mu}$.

Figure 9 illustrates how the critical radius increases with the distance parameter $\xi = \eta^2/4$ for various values of the

Hernquist length scale r_h ; more concentrated models have bigger critical radii, with the biggest in the point mass limit. At small lens distances, we find that the critical radius of an extended Hernquist model can be very small; this is due to the fact that the Hernquist model has a surface density that diverges only logarithmically at small radius. For example, for a very extended Hernquist model with $y_h \gg 1 \gg y_c$, we have $u = H_{0u} = 0$, $H \sim -\frac{y_h^2}{y_c^2} < 0$, $\eta^{-2} = H_{1u}/y_c \sim y_h^{-1} \operatorname{arcsinh} \frac{y_h}{y_c}$. Hence $\frac{\theta_h}{\theta_c} \rightarrow \sinh \left[\left(\frac{GM}{r_h^2 a_0} \right)^{-1/2} \frac{D_0 D_s}{4 D_l D_{ls}} \right] \gg 1$; the critical radius is relatively small for an extended Hernquist model deep in weak gravity regime where $\left(\frac{GM}{r_h^2 a_0} \right) \ll 1$, and $D_0 = c^2/a_0 \gg D_l$.

The convergence κ and shear γ can also be derived analytically; the expressions are somewhat too lengthy to be produced here. Instead we illustrate κ as a function of impact parameter for a hypothetical example of a Hernquist-profile galaxy cluster lens in Figure (13). Comparing with the point lens case, the convergence is much larger at small impact parameter for the Hernquist case. At very large radii, the Hernquist model approaches the point lens case.

6.4 Behaviour on cluster scales

Galaxy clusters have a very extended baryonic distribution, mostly containing X-ray emitting hot gas of order $10^{13-14} M_\odot$ on scales of 1 Mpc. As a result, baryonic matter in galaxy clusters is mostly in the weak gravity regime ($g \sim 0.1 a_0$). Hence clusters are natural places to test theories like TeVeS; this could be pursued by applying an extended lens model such as the Hernquist model developed here to real cluster lenses.

Unfortunately, the Hernquist model here is generally an inadequate fit to the density profile of gas in galaxy clusters. The X-ray gas is known to follow the so-called Beta-models (e.g., Donahue et al. 2003), which have a finite central density and asymptotically diverging mass, unlike the Hernquist model with a singular central density and asymptotically finite mass. The Beta-models do not yield simple expressions for deflections in TeVeS. Furthermore, the cD galaxy in a cluster makes a sizable contribution to the baryons in the cluster core. A full suitable numerical model is beyond the scope of this paper. Having said this, the Hernquist model still captures the essence of an extended baryonic distribution. It is still of some interest to illustrate the range of behaviors in a weak-gravity environment using a hypothetical Hernquist-profile cluster of $10^{14} M_\odot$ at distance $\xi = \frac{D_l D_{ls}}{D_s D_0} = \frac{0.5 \text{ Gpc}}{25 \text{ Gpc}}$. Assuming a scale length $r_h = 100 \text{ kpc}$, we find that at the cluster centre, the Newtonian gravity $g_N \sim \frac{GM}{r_h^2} \sim 13 a_0$, so our cluster model is only partly in the weak regime.

As shown in Figures 14 and 15, extended baryonic mass strongly changes the positions where the images occur. While point masses can always split a source into two images, for an extended lens the images come in odd numbers (one or three), and a sufficiently extended cluster at sufficiently low redshift may not split images at all.

A Hernquist profile could have both an Einstein ring and a radial arc (for different sources). The amplification diverges and changes sign at either $\theta_s = 0$ (Einstein rings) or

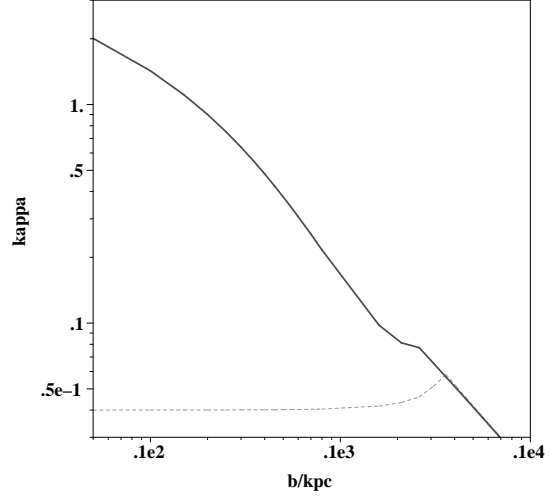


Figure 13. Lens convergence κ for two lens models for a cluster of mass $1 \times 10^{14} M_\odot$ at $D = 0.5 \text{ Gpc}$. Solid line: a Hernquist lens with $r_h = 100 \text{ kpc}$. Dashed line: point lens model.

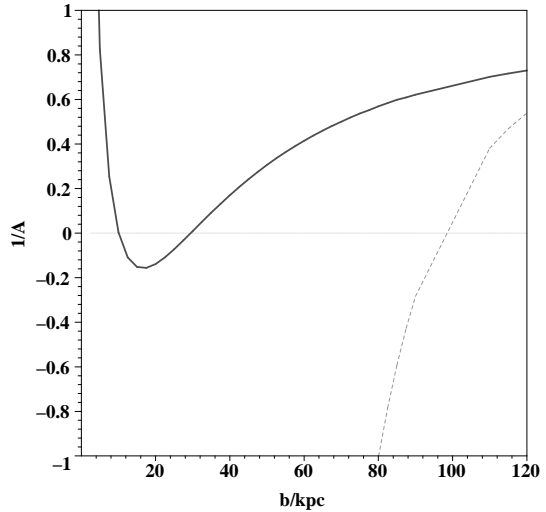


Figure 14. As Figure 13, but for the inverse of the amplification $[(1 - \kappa)^2 - \gamma^2]$. A radial arc and a tangential arc can form near the critical points at $b = 15 \text{ kpc}$ and 35 kpc for the Hernquist model. Note that the arcs move inwards when going from a point model to Hernquist model.

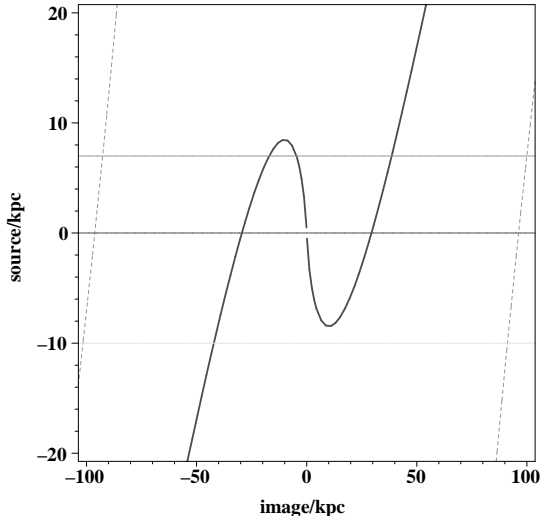


Figure 15. Source position vs. image position x-coordinates, for Hernquist (solid) and point (dashed) models. The Einstein ring is at $b = 0$.

$\frac{d\theta_s}{d\theta} = 0$ (radial arc). The latter corresponds to the turning points of the θ_s vs θ curve. These results are intriguing, and show the value of further work to examine lensing by extended mass distributions in clusters.

7 COMPARING TEVES PREDICTIONS TO GALAXY LENS DATA

Now that we have developed models for lensing by point masses and Hernquist profile lenses, we will apply this formalism to galaxy lens observations. In particular, we will examine the consistency of the strong lensing predictions for galaxy lenses in the CASTLES survey (Munoz et al 1999).

7.1 Critical lines and lens geometry test

To compare the predicted position of critical radii in TeVeS with data, we have used galaxies with known double lensed quasars, with critical lines estimated from the quasar separation, baryonic mass inferred from luminosity, and known redshifts from the CASTLES (CfA-Arizona Space Telescope Lens Survey; Kochanek et al, 2000) survey. We have assumed for this section, in the spirit of TeVeS, that all of the lensing galaxies have $M/L = 1$.

Figure 9 shows the predicted scaling of the critical line opening angle, $y_c = \theta_c/\theta_0$, with the lens geometry factor, $\xi = \eta^2/4$. Here we see that the range of galaxies in this survey all lie in the strong-gravity regime, where $\xi \ll 1$. There are many galaxies which are outliers in this distribution; this scatter in lens bending power is not expected in a TeVeS universe, as the displayed TeVeS predicted curve should be universal if galaxies can be approximated as point lenses. In addition, the mean position of galaxies in the plot does not lie on the TeVeS point-lens prediction. Since all these lenses are in the strong regime, the result indicates in a TeVeS context that dark matter may be present in lenses even in the strong gravity regime (cf. Zhao and Pronk 2001).

The scatter of observed lenses cannot be explained by extending the lens via a Hernquist model either. As shown in Figure 9, Hernquist models have lower bending power, and so cannot explain the images with large separation.

Another interesting point illustrated by this figure is the small range of ξ found for observed lenses. This is due to the fact that the angular diameter distance in a TeVeS universe has a maximum value which is much smaller than the D_0 scale of TeVeS (cf. Fig.4). Therefore all of the lenses in the sample have a small ξ , and are never in the purely weak gravity regime.

7.2 Double image lenses

We now conduct a detailed study of double-image image lenses from the CASTLES survey in the context of TeVeS theory with the point and Hernquist models. Here we examine only lenses with almost co-linear double images, as detailed modelling of non-co-linear images and quadruples are beyond the applicability of our spherical models.

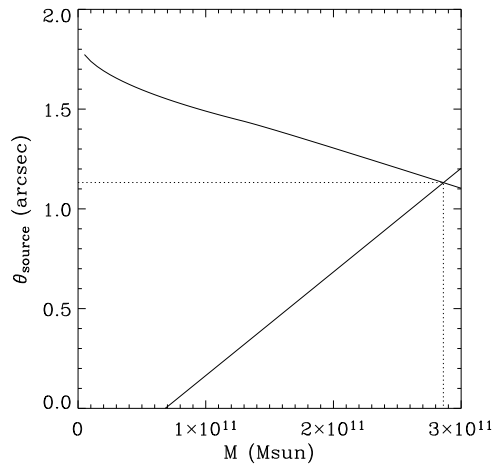
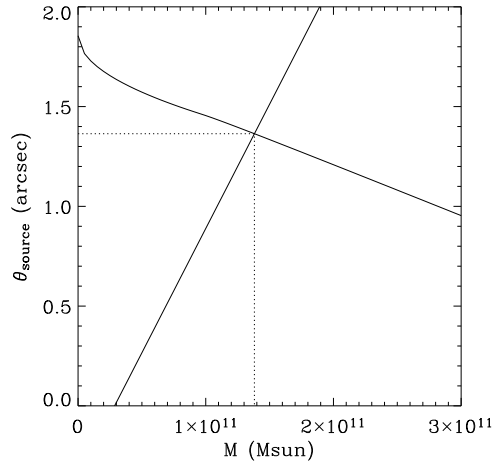


Figure 16. Upper panel: The TeVeS lens mass for Q0142 – 100 using the image position technique; here we assume a point mass lens model. The two curves represent the permitted mass and source position for the two images; their intersection provides a unique consistent TeVeS mass for the object. Lower panel: The TeVeS lens mass for Q0142 – 100 using the image position technique, with Hernquist scale length of 1.6kpc.

7.2.1 Source position method

We determine the lens mass by two methods. The first is by inverse ray tracing, i.e. from one of the image positions we can predict the source position as a function of lens mass, using e.g. equation (62). By matching source positions from both images, we therefore measure the mass according to the TeVeS/MOND theory.

An illustration of this technique is given in Figure 16 for CASTLE lens Q0142 – 100. This system includes two images at angular distances 1.9" and 0.4" from the lens, with source redshift 2.72 and lens redshift 0.49. In the figure we see that, for a TeVeS point-mass, we can calculate predictions for the real, pre-lensed angular position of the source as a function of mass for each of the two images; where these predictions intersect we have a unique measurement of the lens mass, which is here found to be $M = (1.38 \pm 0.002) \times 10^{11} M_\odot$.

The exercise can be repeated with a finite Hernquist scale-length r_h for the lens. The bottom panel of Figure 16

Table 2. Derived M/L for CASTLES double image lenses. Lens and source redshifts are listed, together with angular diameter distance to the lens and the rescaled lens geometry parameter ξ , and lens luminosity. M/L is calculated using our two techniques (image position and flux ratio) in TeVeS, for both the point mass model and the Hernquist model. For normal stellar populations we expect $M/L \simeq 1$.

Lens CASTLES	z_l	z_s	D_l (Mpc)	$D_l D_{ls}/D_s D_0$ $= \xi$	L (L_\odot)	r_h (kpc)	$M_{1,\text{pt}}/L$ (M_\odot/L_\odot)	$M_{2,\text{pt}}/L$ (M_\odot/L_\odot)	$M_{1,\text{Hern}}/L$ (M_\odot/L_\odot)	$M_{2,\text{Hern}}/L$ (M_\odot/L_\odot)
Q0142-100	0.49	2.72	1190	0.034	1.02×10^{11}	1.6	1.37	0.76	2.84	2.45
B0218+357	0.68	0.96	1400	0.013	6.66×10^{10}	-	0.32	0.26	1.43	1.29
HE0512-3329	0.93	1.57	1560	0.019	1.39×10^{12}	-	0.010	-	0.16	-
SDSS0903+5028	0.39	3.61	1010	0.032	4.91×10^{10}	-	5.70	4.27	8.75	7.53
RXJ0921+4529	0.31	1.65	880	0.027	8.37×10^9	-	203	167	239	203
FBQ0951+2635	0.24	1.24	730	0.022	7.72×10^9	0.32	2.98	1.42	4.66	2.85
BRI0952-0115	0.41	4.50	1070	0.035	6.70×10^9	0.29	5.38	5.53	6.42	6.87
Q0957+561	0.36	1.41	980	0.027	2.11×10^{11}	5.23	4.39	1.27	11.33	-
LBQS1009-0252	0.88	2.74	1540	0.032	2.23×10^{10}	0.80	5.82	4.16	8.95	7.61
Q1017-207	0.78	2.55	1470	0.032	1.85×10^{10}	1.19	2.11	1.68	4.76	5.95
B1030+071	0.60	1.54	1320	0.027	4.14×10^{10}	1.50	1.81	0.92	5.80	7.24
HE1104-1805	0.73	2.32	1440	0.032	8.31×10^{10}	2.48	8.55	4.94	12.04	7.70
SDSS1155+6346	0.18	2.89	540	0.020	2.82×10^{11}	-	0.067	-	0.60	-
SBS1520+530	0.72	1.86	1430	0.028	6.99×10^{10}	1.32	2.29	1.34	3.86	2.86
B1600+434	0.41	1.59	1070	0.029	9.95×10^9	-	7.54	4.52	17.09	14.07
PKS1830-211	0.89	2.51	1540	0.031	3.71×10^{10}	-	2.10	3.77	4.31	6.74
HE2149-2745	0.50	2.03	1200	0.032	4.96×10^{10}	11.38	2.01	1.15	24.22	-

demonstrates that the resulting mass estimate is quite sensitive to r_h ; for a scale length of 1.6kpc for our lens galaxy, the mass estimate is increased to $(2.86 \pm 0.004) \times 10^{11} M_\odot$. In order to find r_h in each case, we use the half light radius for the galaxy, r_e as given for CASTLES lenses by Kochanek et al (2000) and using the relation of Hernquist (1991), $r_h = r_e/1.82$ to relate r_e to r_h .

7.2.2 Flux ratio method

The second method of measuring lens mass is to predict an amplification map on the image plane as a function of mass. This can be achieved by calculating the rate of change of deflection angle α with apparent source position θ as a function of mass. From this one can calculate the rate of change of apparent position with respect to the unlensed source position θ_s :

$$\frac{\partial \theta}{\partial \theta_s} = \left(1 - \frac{\partial \alpha}{\partial \theta} \frac{D_{LS}}{D_S}\right)^{-1} \quad (121)$$

The amplification is then given by

$$A = \frac{\theta}{\theta_s} \frac{\partial \theta}{\partial \theta_s}. \quad (122)$$

A is calculated at the positions of the two images; the ratio of these two amplifications provides a prediction for the ratio of the fluxes from the two images. Figure 17 shows this predicted ratio as a function of mass for the example double-image lens Q0142 – 100, for a point-mass TeVeS model; also shown is the empirical flux ratio between the two lenses. We find that the TeVeS mass consistent with the observed flux ratio is $(7.8 \pm 0.09) \times 10^{10} M_\odot$. This is similar in magnitude to the mass found from the source position method above, but is clearly not consistent with it in detail. In order to obtain consistency, one requires a Hernquist model with $r_h = 2.3\text{kpc}$. In contrast, the value of r_h expected from half-light measurements is 1.6kpc, so modelling the extended nature of the lens mass cannot be used to account for all of the difference between the two estimates. One may see this

as a potential difficulty for TeVeS; alternatively we should note the simplicity of the model we are using (spherically symmetric, specific profile) which may account for some or all of the 43% difference between the two estimates.

The bottom panel of Figure 17 shows the equivalent test with the measured $r_h = 1.6\text{kpc}$; in this case we find a TeVeS mass of $(2.52 \pm 0.03) \times 10^{11} M_\odot$. In this case, the mass is closer in magnitude to the TeVeS mass found via the image position technique ($\simeq 13\%$ difference), but is not consistent in detail; again, the simplicity of the lens model may be the cause of this.

7.2.3 Results for CASTLES lenses

We have applied the two TeVeS mass estimation techniques to a set of double image lenses from the CASTLES survey (Table 2), for both point mass and Hernquist models. The lenses were selected to have known redshifts for source and lens, known magnitudes in F814, and to have only two images. We examine the TeVeS mass of these lenses in relation to their absolute luminosity (from F814 magnitude) in Figure 18, for point lens and Hernquist lens cases with the position method. Seven of the lens galaxies do not have published half-light radii; for these we ascribed the median Hernquist length of the galaxies with known radii, $r_h = 1.8\text{kpc}$.

We note that there is an apparent correlation between the TeVeS mass and the luminosity in the F814 band in both the point and Hernquist cases; this is broadly consistent with TeVeS, which predicts a strong correlation between mass and luminosity. However, there are some very significant outliers, leading to a negative Pearson's correlation coefficient (-0.12 for point-mass; -0.04 for Hernquist).

Finally we can derive the mass-to-light ratio for each galaxy, using masses from either the position method or flux ratio method. In Figure 20 we show the mass-to-light ratios from both of these methods, using the Hernquist model.

Three points of interest arise from this plot. Firstly, we note that the mass-to-light ratios calculated using the two independent methods closely agree, i.e. $(M/L)_{\text{flux}} \simeq$

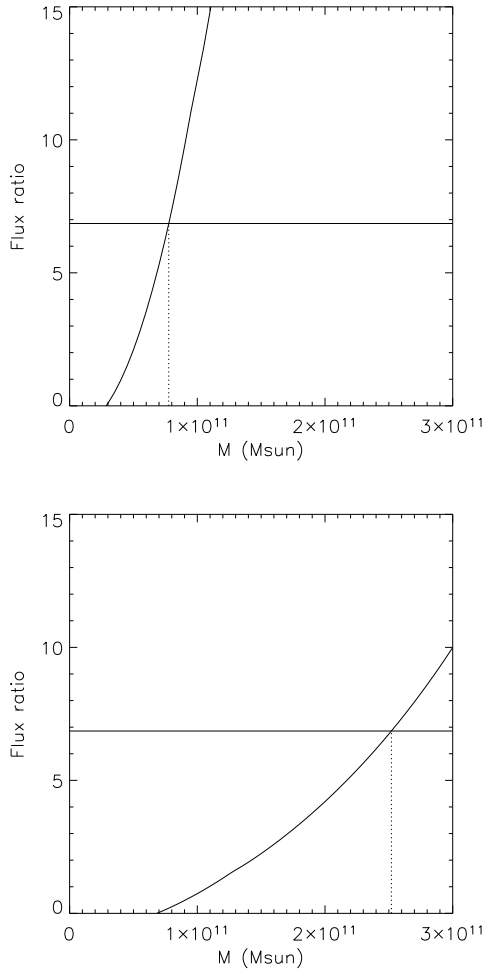


Figure 17. The TeVeS lens mass for Q0142 – 100 using the flux ratio technique, with a point mass model. The curve represents the permitted mass and flux ratio for the two images; the straight line provides the measured flux ratio. The intersection provides a determination of the TeVeS mass for the object. Lower panel: The TeVeS lens mass for Q0142 – 100 using the flux ratio technique, with Hernquist scale length of 1.6kpc.

$(M/L)_{\text{position}}$. This shows that TeVeS is working well in terms of being a theory which appropriately includes gravitational lensing; if there were not a good level of agreement, it would suggest that different lensing predictions were not consistent in TeVeS. As it is, TeVeS is obtaining consistent results from lensing distortions of position and magnifications.

The second point concerns the TeVeS mass and absolute luminosity for both point and Hernquist models. There is a strong correlation between the point and Hernquist mass estimations themselves (see Figure 19). We can see that point lens models underpredict the required baryonic mass for a given set of image positions in relation to the Hernquist model, by a mean factor of 3.6. This confirms the value of extending our analysis to the Hernquist model.

The third point of interest from this plot concerns the range of mass-to-light ratios measured. All but two of the lenses are found to have M/L between 1 and 10; this is

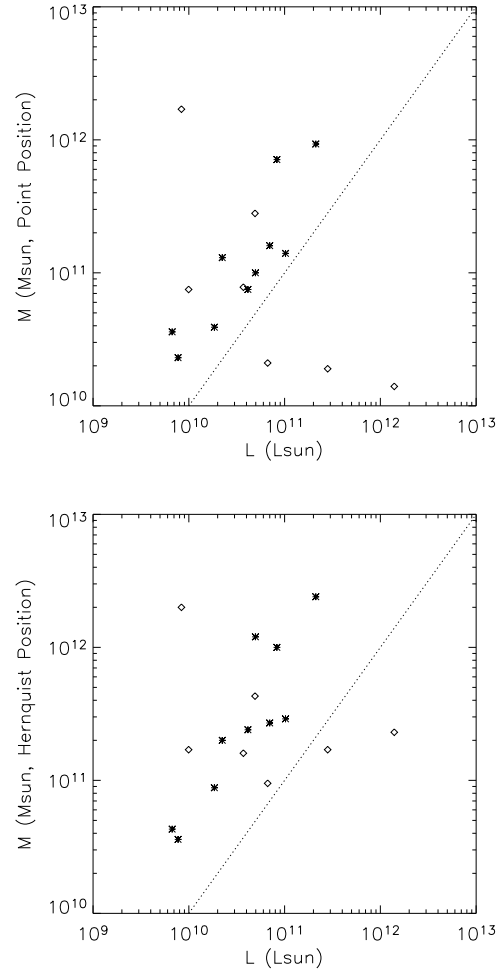


Figure 18. Upper panel: TeVeS lens mass for double image CASTLES lenses using the image position technique (point mass), as a function of F814 absolute luminosity for these lenses. The dotted line indicates $M/L = 1$. Lower panel: TeVeS lens mass for double image CASTLES lenses using the image position technique (Hernquist), as a function of F814 absolute luminosity for these lenses. Open circles show lenses where the median Hernquist length has been used; for easy comparison, these lenses are also displayed with open circles in the upper panel, where Hernquist length is irrelevant.

a reasonably concentrated distribution, but is somewhat larger than would be expected from the TeVeS thesis that baryonic matter is all there is. However, we note the existence of several extreme outliers such as RXJ0921+4529 with $M/L = 239$ and HE0512-3329 with $M/L = 0.16$.

8 DISCUSSION

As noted in the last section, there are several lenses with anomalous M/L . In particular the galaxy RXJ0921 with luminosity $L = 0.84 \times 10^{10} L_{\odot}$ requires either a point mass of $1.7 \times 10^{12} M_{\odot}$ or a Hernquist profile mass of $2.0 \times 10^{12} M_{\odot}$. This lens is therefore required to have a $M/L \sim 240$, which could seriously challenge the TeVeS theory.

Nevertheless, several explanations are initially available

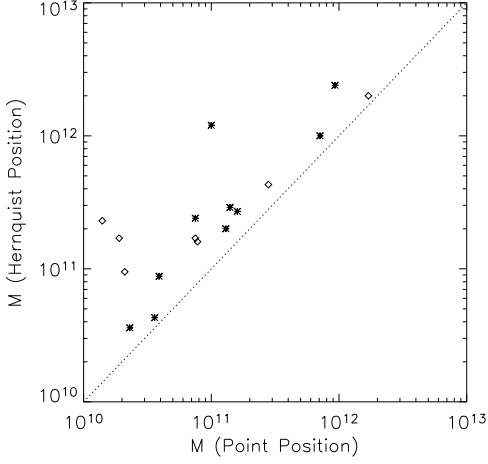


Figure 19. Comparison of TeVeS masses obtained using the image position technique, for point masses and Hernquist models. The dotted line indicates equality of mass; open circles show lenses where the median Hernquist length has been used.

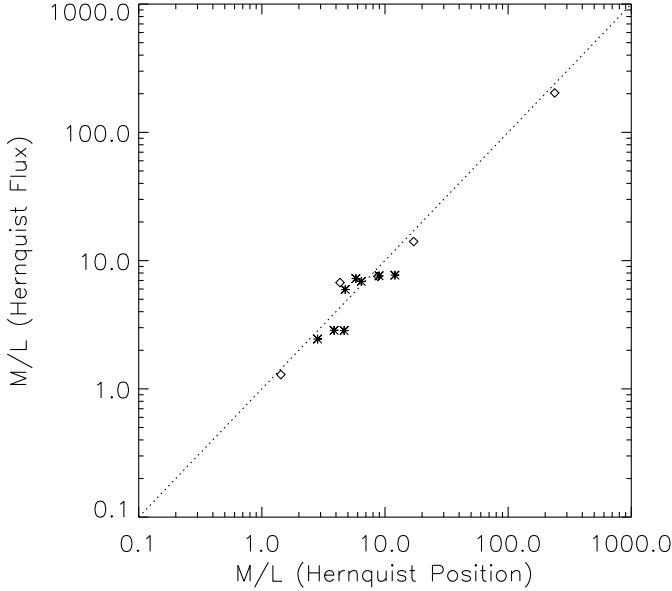


Figure 20. M/L from two methods for Hernquist profiles using realistic length scales. The dotted line indicates equal mass-to-light ratios; open circles show lenses where the median Hernquist length has been used.

in defense of TeVeS for this system. The first possibility is that this lens is severely dimmed by obscuration of dust; however, the $I - H$ color of the lens appears normal, which would not be expected in the presence of dust.

Muñoz et al. (2001) also note that the extended emission source B' near the B image does not show a counterpart in image A, leading to the possibility that the two quasar images are two physically distinct objects, not truly gravitationally-split quasar images. However, this is deemed unlikely unless B' is the host galaxy of image B, which re-

quires that the quasar is off-centred from its host galaxy, which appears to be a less plausible scenario.

Another suspicion would be that this outlying mass is due to the use of too large a Hernquist length (as this is a lens where the median r_h is used); however, the fact that the large mass is found even in the point-mass case allays this concern.

Yet another possibility for the high M/L is the fact that the lens sits in the middle of an X-ray cluster; this will increase the lensing distortion associated with the system. This issue clearly requires follow-up using lens models more sophisticated than those considered in this paper, which would be able to model multi-component lenses with different length-scales.

In summary, the principal outlier in our study succeeds in overcoming some of the defences available to TeVeS; however, the presence of a lensing cluster does call into question the level of disagreement between TeVeS predictions and this lens' data.

8.1 Other choices of $\tilde{\mu}$ and a_0

One concern of the above result is that we used an unsmooth function $\tilde{\mu}$ (cf. eq. 106), which reduces the contribution of the scalar field to exactly nothing in the strong gravity regime. Since most lenses have impact parameters inside the Newtonian bubble, letting the scalar field contribute in the strong gravity could help towards the M/L discrepancy. Common choices of $\tilde{\mu}$ include

$$\tilde{\mu} = \begin{cases} g/(g + a_0) \\ g/\sqrt{g^2 + a_0^2} \\ 1 - \exp(-g/a_0). \end{cases} \quad (123)$$

Another concern is that a_0 could be slightly (factor of two) higher than $1.2 \times 10^{-8} \text{ cm s}^{-2}$ given reasonable errors on rotation curve data (Sanders & McGaugh 2002).

To address these concerns we consider a new smooth function $\tilde{\mu}$ so that

$$\delta_\phi = \frac{\nabla \phi c^2}{a_0} = \frac{\tilde{\mu}}{1 - \tilde{\mu}} \quad (124)$$

is a monotonic increasing function of $\tilde{\mu}$, closely matching that chosen by Bekenstein (cf. eq. 16, as illustrated in Fig. 1).

With a bit of algebra it can be shown that

$$g = g_N + \nabla \phi c^2 = g_N + \sqrt{g_N a_0}, \quad (125)$$

and

$$\tilde{\mu} = \frac{\delta_\phi}{1 + \delta_\phi} = \frac{a_0}{4g} \left[\sqrt{1 + \frac{4g}{a_0}} - 1 \right]^2. \quad (126)$$

The gravity and rotation curve of a Hernquist galaxy or galaxy cluster in such model are shown in Fig. 11 and 12. The curves are much smoother than those in our principal model. Here the scalar field contributes even inside the Newtonian bubble (strong gravity regime), unlike that in our principal model. Also this model and our earlier choice of $\tilde{\mu}$ bracket all common choices of $\tilde{\mu}$ (cf. Fig. 21).

Interestingly, our new choice of $\tilde{\mu}$ also allows the deflection of Hernquist lens model to be calculated analytically, and we find that the rescaled critical radius y_c satisfies

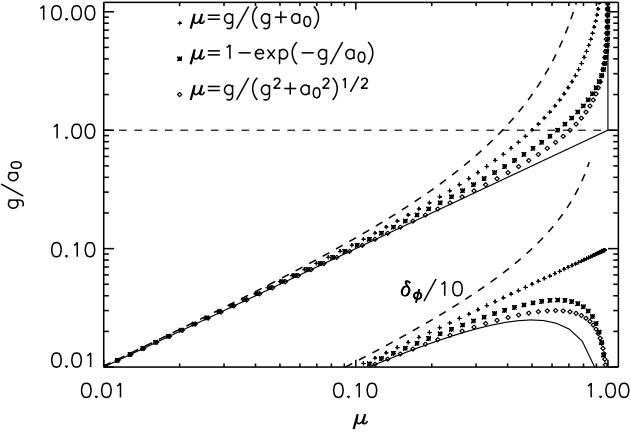


Figure 21. shows the MOND/TeVS functions $\tilde{\mu}$ and δ_ϕ (shifted down by a factor of 10). Common choices of $\tilde{\mu}$ are shown in symbols, which are bracketed by our choices (thin and thick solid curves). All these choices converge asymptotically so that $\tilde{\mu} \rightarrow \delta_\phi \rightarrow g/a_0$ in the weak gravity regime (below the horizontal dashed line).

$$\frac{y_c}{4\xi} = \left[\frac{y_c - y_h H_{10}}{y_c^2 - y_h^2} + H_{10} \right], \quad H_{10} = \frac{\arcsin \sqrt{1 - \frac{y_h^2}{y_c^2}}}{\sqrt{1 - \frac{y_h^2}{y_c^2}}}, \quad (127)$$

where

$$\xi = \frac{a_0}{c^2} \frac{D_l D_{ls}}{D_s}, \quad y_c = D_l \theta_c \sqrt{\frac{a_0}{GL}} (M/L)^{-1/2}. \quad (128)$$

Another way of looking at this is that it relates a_0 with the observable distances, critical radius, M/L and luminosity of each lens. This suggests another way of comparing with MOND/TeVS: we can convert the lensing constraints into an estimation for a_0 for each galaxy.

We take a sample similar to those shown in Fig. 9, including all CASTLES double/four-imaged lenses, but excluding those without observed half mass radii. We allow a range of $M/L = 1 - 3$ and the function $\tilde{\mu}$ to vary in between that of equation (15) and that of equation (126). We fit the critical line radius of each lens galaxy with a Hernquist model using eqs. 127-128 to calculate a_0 ; the a_0 is solved by iterations since it enters several places in the equations in a non-linear fashion. We find (cf. Figure 22) a large scatter in the resulting a_0 , an order of magnitude different from the standard MOND value; a_0 should be a universal constant in TeVeS/MOND with a value $\sim 10^{-8} \text{ cm s}^{-2}$ fixed by rotation curves of spirals. The fact that a_0 is far from universal in a plausible range of functions of $\tilde{\mu}$ and the lens M/L confirms that the lensing discrepancy in MOND/TeVS actually goes beyond the simplest lens models.

9 CONCLUSION

We have explored key properties of gravitational lensing as it occurs in Bekenstein's theory TeVeS, a fully covariant modified gravity theory. We have shown that TeVeS is frequently successful in predicting gravitational lensing phe-

nomena; however, there are lens systems where TeVeS appears to fail radically.

We began by giving an account of TeVeS theory. We then presented the theory of gravitational lensing in a TeVeS context. We emphasised that lensing is still governed in TeVeS by a gravitational potential Φ which enters the metric in a similar way to General Relativity. However, the interpretation of the gravitational potential is different; rather than this being due to baryonic and dark matter, it is solely due to baryonic matter, which generates a gravitational potential in excess of the GR prediction. However, once this gravitational potential has been calculated, lensing predictions relate to Φ in the conventional way.

We noted that it is possible to construct a low density TeVeS universe that agrees with current cosmological constraints from supernovae, and which equivalently provides reasonable angular diameter distances and a realistic age for the Universe.

We proceeded to generate TeVeS lensing predictions for a point-mass lens. We found predictions for the lensing deflection angle, the lens equation, convergence, shear and magnification. We found that the convergence of a point-mass lens is non-zero in TeVeS. We also found where critical lines would lie for the point-mass lens.

Extending this analysis, we examined the TeVeS lensing predictions for a Hernquist profile, which should be a good model in the context of TeVeS given the $R^{1/4}$ profile satisfied by most elliptical galaxies. Again we find predictions for TeVeS gravitational potential, deflection angle and critical lines for the Hernquist lens. We discussed the generic aspects of this model that appertain to cluster scales, and the condition for generating giant arcs.

We then further tested the theory using galaxy lens data from the CASTLES survey. We find that the observed relationship between critical lines and lens geometry does not appear to be consistent with TeVeS. We also calculated TeVeS masses for lens galaxies, assuming point mass lenses or Hernquist lenses, and using image positions or fluxes to calculate mass. We find that in most cases we obtain somewhat too large mass-to-light ratios, and in a few cases somewhat too small M/L (cf. Fig. 20 and Table 2). Alternatively we find the a_0 derived from critical line of individual galaxies deviates markedly from the TeVeS/MOND expectation (cf. Fig. 22).

This work has made initial tests of TeVeS using gravitational lensing. Our analysis of TeVeS in the weak field regime suggests that our results should be valid for any relativistic theory that asymptotes to MOND in the weak field regime. Further refinement of these tests will involve examining non-circular TeVeS lenses, to ascertain whether they fit the double and quadruple imaged lenses in more detail. Observed time delays between images of a dozen systems could also be constraining. Further work will also extend the analysis to a wider range of density profiles, including the beta-profile most suitable for analysing cluster lensing. In the meantime, we see that TeVeS succeeds in providing an alternative to General Relativity in some lensing contexts; however, it faces significant challenges when confronted with particular galaxy lens systems and cluster lensing. Finally, we see that gravitational lensing can be used as a useful approach to distinguish between theories of gravity.

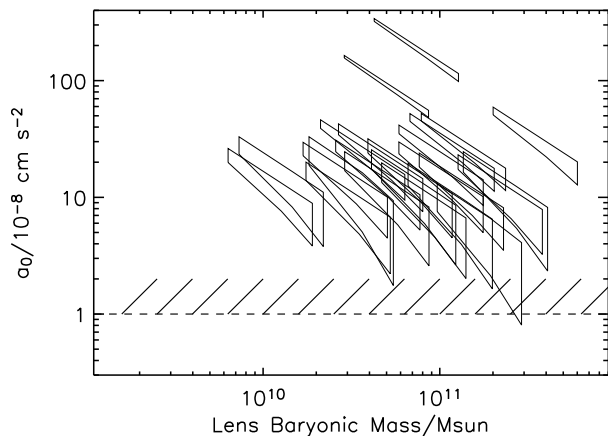


Figure 22. The a_0 value estimated from the Einstein ring size for lenses with known half-mass radii and baryonic mass M . Each lens galaxy corresponds to a quadrangle, bracketing $M/L = 1 - 3$ and the range of the modification function $\tilde{\mu}$ as in Fig. 21. The hatched region marks $a_0 \sim (1 - 2) \times 10^{-8} \text{ cm s}^{-2}$, the standard universal value estimated from rotation curves.

ACKNOWLEDGEMENTS

HSZ, DJB and ANT thank the PPARC for Advanced Research Fellowships. We thank Xuelei Chen, Mario Livio, and John Peacock for helpful comments. HSZ acknowledges partial support from the Outstanding Overseas Young Scholarship.

REFERENCES

- Bartelmann M., Schneider P., Phys. Rep. 340, 291.
 Bekenstein J. 2004, Phys. Review D., 70, 3509
 Bekenstein J. & Milgrom M. 1984, ApJ, 286, 7,
 Binney J. & Tremaine S., 1987, Galaxy dynamics, Princeton University Press.
 Chiu M. et al. 2005, astro-ph/0507332
 Ciotti L., Binney, J. 2004, MNRAS, 351, 285
 Hernquist L., 1990, ApJ, 356, 359
 Hao J. & Akhoury R. 2005, astro-ph/0504130
 Kochanek C. et al, 2000, ApJ, 543, 131
 Kochanek C., 2003, ApJ, 583, 49
 Milgrom M. 1983, ApJ, 270, 365
 Milgrom M., 1986, ApJ, 302, 617
 Milgrom M. , Sanders R. H. 2003, ApJ, 599, L25,
 Munoz J.A., Kochanek C., Falco E.E., 1999, Astrophys. Space Sci. 263, 51.
 Mortlock D., Turner, E.L., 2001, MNRAS, 327, 557
 Percival W., et al., 2002, MNRAS, 337, 1068
 Perlmutter S., et al., 1999, ApJ, 517, 565
 Pointecouteau E., & Silk J., 2005, astro-ph/0505017
 Qin B., Wu, X.P., Zou Z.L., 1995, A&A, 296, 264
 Refregier R., 2003, ARA&A, 41, 645.
 Riess A., et al., 1998, AJ, 116, 1009
 Romanowsky A. J. et al. 2003, Science, 301, 1696
 Sanders, R. , McGaugh S. 2002, ARA&A, 40, 263,
 Skordis C. et al. astro-ph/0505519
 Spergel D., et al., 2003, ApJSupp, 148, 175
 Tegmark M., et al., 2004, PhysRevD, 69, 103501
 Van Waerbeke L., Mellier Y., astro-ph/0305089.
 Zhao, H. S., Pronk, D., 2001, MNRAS, 320, 401