

# THE ORIGIN OF POLAR RING GALAXIES: EVIDENCE FOR GALAXY FORMATION BY COLD ACCRETION

ANDREA V. MACCIÒ<sup>1</sup>, BEN MOORE<sup>1</sup> & JOACHIM STADEL<sup>1</sup>  
 The Astrophysical Journal, submitted

## ABSTRACT

Polar ring galaxies are flattened stellar systems with an extended ring of gas and stars rotating in a plane almost perpendicular to the central galaxy. We show that their formation can occur naturally in a hierarchical universe where most low mass galaxies are assembled through the accretion of cold gas infalling along megaparsec scale filamentary structures. Within a large cosmological hydrodynamical simulation we find a system that closely resembles the classic polar ring galaxy NGC 4650A. How galaxies acquire their gas is a major uncertainty in models of galaxy formation and recent theoretical work has argued that cold accretion plays a major role. This idea is supported by our numerical simulations and the fact that polar ring galaxies are typically low mass systems.

*Subject headings:* cosmology: theory — galaxies: — hydrodynamics — methods: numerical

## 1. INTRODUCTION

Polar ring galaxies are in general S0 galaxies that are surrounded by a perpendicular “polar” ring or disk of stars and gas (Schweizer et al. 1983; Sparke 1986; Whitmore et al. 1987, 1990; Rubin 1994). Less than one percent of S0’s have polar rings, however these features are typically only seen edge on since they are very low surface brightness, therefore the true fraction of galaxies with such features is likely to be higher (Figure 2(a) shows a classic example). The currently favored scenario for their formation is a merger event between two galaxies, such as the accretion of a large gas rich satellite which is disrupted in a ring surrounding the central galaxy (Schweizer et al. 1983; Reshetnikov 1997; Bekki 1998; Tremaine & Yu 2000; Sparke & Cox 2000; Bournaud & Combes 2003). However, the observed mass of baryons in the ring can be comparable to the mass of baryons in the central disk implying that a major merger must have occurred. Similar mass mergers lead to coalescence of the two haloes and central galaxies, the remnant violently relaxing into a spheroidal system elongated in the plane of the merger. This is now the standard model for the formation of elliptical galaxies (Toomre & Toomre 1972; Gerhard 1981; Barnes & Hernquist 1996; Burkert & Naab 2003) therefore the initial conditions must be fine tuned in order to create a polar ring galaxy from a merger event.

Galaxy formation is a major unsolved problem that brings together many aspects of astrophysics. Observations across many scales and redshifts, from the cosmic microwave background to the large scale clustering of galaxies has defined a standard cosmological model which sets the background cosmology and initial conditions within which we can try to understand the formation of cosmic structures (e.g. Tegmark et al. 2004). Within this framework, it is well understood how the dark matter structures collapse and form galactic haloes, but much more complex is the behaviour of the baryons. Even well posed questions remain unanswered, such as how the gas settles into the centres of dark matter haloes (Hoyle 1953; Birnboim & Dekel 2003; Katz et al. 2003).

The models that have been proposed for how galaxies get their gas are quite diverse. The oldest idea is that the baryons are initially shock heated during an early merging and virialization phase of the dark matter haloes. The gas begins to settle quietly into the central halo in a cooling flow as the ionised

gas in galactic haloes radiates photons, losing energy and gaining angular momentum. Observational support for hot gaseous haloes around galaxies is lacking (Benson et al. 2003) but see (Kaufmann et al. 2005; Mo et al. 2005). More recently, a wealth of observational evidence suggests that a significant reservoir of cold gas exists within galactic haloes and groups of galaxies (e.g. Westmeier et al. 2005). This cold material may be stripped from infalling satellites or be infalling directly via a smooth cold flow focused along filamentary structures.

## 2. NUMERICAL SIMULATIONS

Numerical simulations provide the machinery to evolve the initial conditions through the non-linear regime. We imprint linear fluctuations on the dark matter and baryons using a two component particle distribution according to expectations from the standard  $\Lambda$ CDM model. The simulations were performed with GASOLINE, a multi-stepping, parallel TreeSPH  $N$ -body code (Stadel 2001, Wadsley et al. 2004) which can follow the shock heating and radiative cooling processes. We include radiative and Compton cooling for a primordial mixture of hydrogen and helium. The gas can form stars if the physical conditions are appropriate and stellar evolution can feedback energy into the interstellar and intergalactic medium through supernovae explosions. The star formation algorithm is based on a Jeans instability criteria (Katz 1992), where gas particles in dense, unstable regions and in convergent flows create star particles at a rate proportional to the local dynamical time (see also Governato et al 2004). The star formation efficiency was set to 0.1, but in the adopted scheme its precise value has only a minor effect on the star formation rate (Katz 1992). The code also includes supernova feedback as described by (Katz 1992), and a UV background following Haardt & Madau (1996).

We first perform a dark matter only simulation of a cubic region of a concordance  $\Lambda$ CDM universe ( $\Lambda=0.7, \Omega_0=0.3, \sigma_8=0.9$ ) that is 90 Mpc on a side. From this we selected a smaller volume that by a redshift  $z=0$  forms a large candidate Galactic mass halo ( $M_{dm} \approx 10^{12} M_\odot$ ) and several lower mass satellites and surrounding galaxies. This region is traced back to the initial conditions and repopulated with many more lower mass particles (c.f. Katz & White 1993), including a gaseous component throughout the entire high resolution region. The mass per particle of the dark matter and gaseous particles are respectively  $m_d = 4.90 \times 10^5 M_\odot$  and  $m_g = 9.75 \times 10^4 M_\odot$ . The dark matter has a spline gravitational softening length of 100 pc and we have about  $4 \times 10^6$  particles for each component (dark and

<sup>1</sup> Institute for Theoretical Physics, University of Zürich, Winterthurerstrasse 190, CH-8057 Zürich, Switzerland; andrea@physik.unizh.ch.




FIG. 1.— The distribution of gas and dark matter in a 2 Mpc wide slice of our simulation centered on a galactic mass dark matter halo. The gas temperature is coloured purple-white in a logarithmic temperature scale from  $10^4 - 10^6 K$ . The narrow filament of gas flowing into the halo is at a temperature of  $\sim 2 \times 10^4 K$ . The filament in the dark matter is significantly wider than the gas and consists of a smooth component and many smaller haloes. The entire simulation volume is  $90 \text{ Mpc}^3$  and is centred on a region forming several galaxies which are simulated at a higher resolution than the rest of the cube. The masses and softening of the dark matter and gas particles are  $4.90 \times 10^5 M_\odot$ ,  $9.75 \times 10^4 M_\odot$  and 0.2, 0.15 kpc respectively. The polar ring would appear face-on in this projection.

gas) in the high resolution region.

### 3. RESULTS AND DISCUSSION

Figure 1 shows the final distribution of gas and dark matter within a 2 Mpc cube surrounding the central halo that hosts our candidate polar ring galaxy. As pointed out by previous authors (Birnbom & Dekel 2003; Katz et al. 2003; Weinberg et al. 2002), we find that the dominant mode of galaxy formation is via the accretion of cold gas along filamentary structures. The gas in the filaments is not completely cold, but is heated to 15,000K from the collapse and formation of these structures. Some of the gas is shock heated to the halo virial temperature but most is accreted in this warm phase. In our simulation volume with a dozen high resolution galaxies, this is the only system with a long lived polar ring, consistent with the observed abundance of these galaxies.

Figure 2(a) shows the hubble space telescope image of NGC 4650A, a classic example of a polar ring galaxy (Sérsic 1967). Recent observations of its kinematics confirms that the ring of stars and gas rotates around the central S0 galaxy (Arnaboldi et al. 1997; Gallagher et al. 2002). Figure 2(b-d) show close up images of the galaxy that is forming at the centre of the halo in Figure 1. The central galaxy is a rotationally supported disk that could be classified as an S0 due to its featureless “thick disk” morphology. The galaxy has an extended ring of gas (and stars) in near circular motion perpendicular to the disk similar to NGC 4650A. The face on view of the ring clearly shows that the morphology of the ring is clumpy and diffuse.

The length of the S0 major axis is 5.1 kpc, and the major/minor axis ration is  $\approx 9.5$ . The S0 baryonic mass is  $2.95 \times 10^9 M_\odot$ , with 17% of gas. The ring is mainly made by gas, the total mass (gas+stars) inside a volume of  $(40 \times 40 \times 15) \text{ kpc}^3$  is

$1.47 \times 10^9 M_\odot$  (not considering the central S0 galaxy), with a  $M_g/M_s$  ratio of about 7.5. In the same volume the dark matter mass is  $6.89 \times 10^9 M_\odot$ . The dark matter halo of this galaxy is quite extended, and its virial radius (defined according to a spherical overdensity  $\Delta = 95$ ) is 98 kpc, for a total mass of  $5.25 \times 10^{10} M_\odot$ .

The ring forms from cold gas that flows along the extended  $\sim 1 \text{ Mpc}$  filament into the virialised dark matter halo. The gas streams into the centre of the halo on an orbit that is slightly offset from purely radial infall and is “braked” by ram pressure drag from the ionised halo gas. As it reaches the centre it impacts with gas in the halo of the existing galaxy and with the warm gas flowing along the opposite filament. The small impact parameter is sufficient to leave the gas with sufficient angular momentum that it can rotate at the halo circular velocity at 10-20 kpc. The ring is clumpy and where it has a high enough density it can fragment and form stars according to our prescription of star formation (Katz 1992).

The kinematics of the S0 and the inclined ring can be used to measure the mass distribution of the stars, gas and dark matter within two planes and thus the shape of the potential can also be constrained (Schweizer et al. 1983; Reshetnikov & Combes 1994; Arnaboldi & Sparke 1994; Sackett et al. 1994; Combes & Arnaboldi 1996; Iodice et al. 2003). Figure 5 shows the shape of the dark matter halo and stellar component of the simulated galaxy. The effect of dissipation alters the shape of the dark matter distribution (Dubinski 1994; Kazantzidis et al. 2004). At the radius of the ring the halo is closer to spherical, but the potential (from the baryons and dark matter) is oblate since the stellar component is rotationally flattened.

The potential at  $\sim 20 \text{ kpc}$  is still oblate with a flattening  $q = 0.9$ . Therefore any gas falling away from the perpendicular

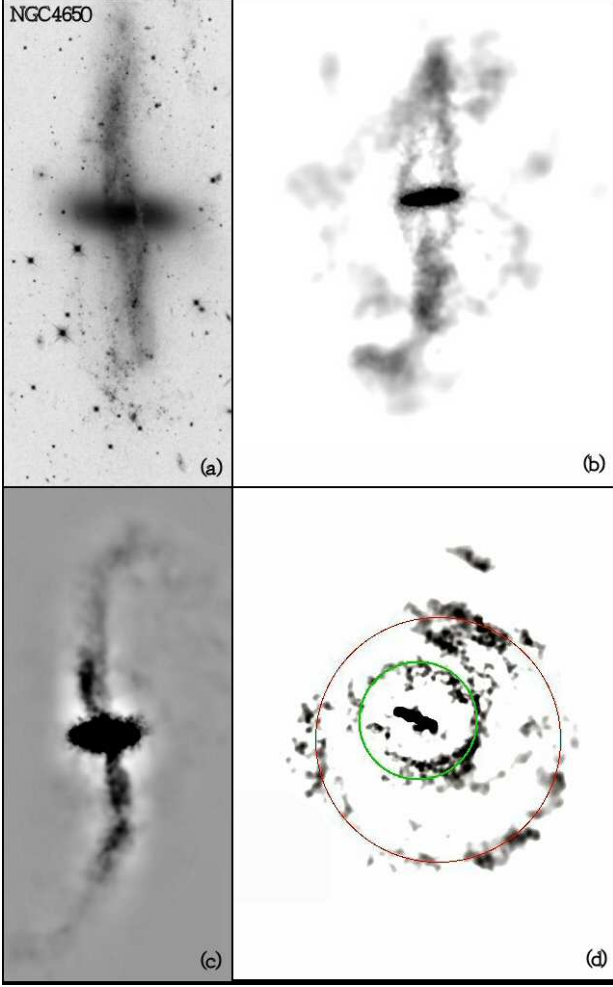


FIG. 2.— Panel (a) The Hubble Space Telescope image of the classic polar ring galaxy NGC 4650A (side-length: 24 kpc), courtesy of the Hubble Heritage site, STSCI. Panels (b-d) show the smoothed images of the stars and gas of the simulated galaxy in different projections (side-length 35 kpc): (b) inclined 20 degrees (c) the ring is edge on and (d) face on (this Figure has the same axis orientation of Figure 1). The face on image shows a clumpy distribution of gas that lies in two slightly offset rings.

symmetry axis will rapidly precess into the plane of the disk (Weinberg et al. 2002; Murali et al. 2002). Only gas accreting perpendicular to the major axis of the oblate potential will survive for more than a few dynamical times. Indeed, the ring is long lived in our simulation. This mode of gas accretion will usually be off-axis and provides a source of material from which the disk can grow and form new stars. Gas accreting onto a bulge or spheroidal would likely produce an S0 galaxy. Calculations of larger volumes are required to study the statistics and properties of polar ring and normal galaxies that form via cold accretion. We expect that there is a wide variety in the properties of such systems, from the mass ratios to their kinematical states. Accretion of cold gas could also explain other strange kinematical features in galaxies, such as counter-rotating stellar and gaseous disks (Merrifield & Kuijken 1994; Bertola et al. 1996).

We thank Linda Sparke for motivating us to investigate the origin of these fascinating galaxies. We also acknowledge useful discussions with M. Arnaboldi, S. Kazantzidis and C. Mastroiello. James Wadsley has carried out most of the develop-




FIG. 3.— Rotation of the stars in the polar ring (seen face-on); the S0 galaxy is not plotted.

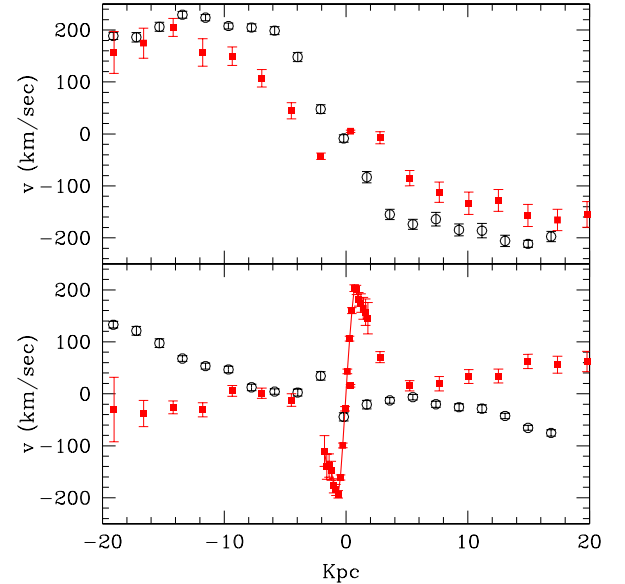


FIG. 4.— Line of sight velocity of gas (open circles) and stars (solid squares). In both cases the slit is along the major axis of the galaxy. In the upper panel the ring is seen edge-on, in the lower face-on. In the lower panel is clearly visible the spike in the los velocity due to the S0 galaxy.

ment of the GASOLINE SPH code used and the simulations were carried out on the zBox supercomputer at the University of Zurich.

#### REFERENCES

- Arnaboldi, M., & Sparke, L. S. 1994, *AJ*, 107, 958
- Arnaboldi, M., Oosterloo, T., Combes, F., Freeman, K. C., & Korbalski, B. 1997, *AJ*, 113, 585
- Barnes, J. E., & Hernquist, L. 1996, *ApJ*, 471, 115
- Bekki, K. 1998, *ApJ*, 499, 635



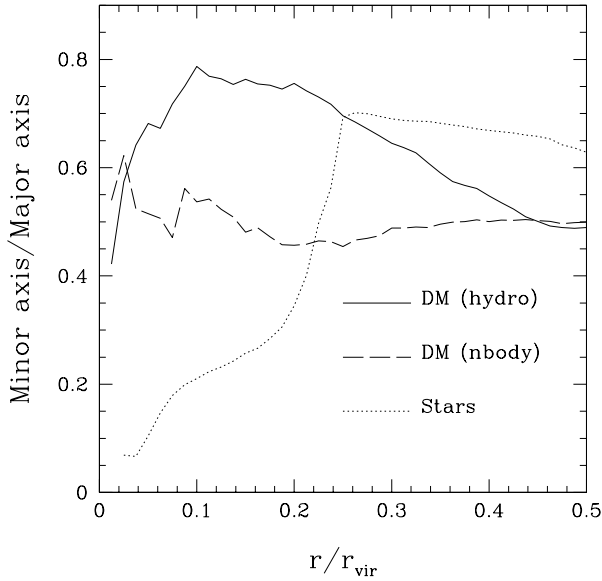


FIG. 5.— The shape of the dark matter and gaseous components of the simulated polar ring galaxy. The dashed curve shows the shape of the dark matter halo in a simulation where the gas is not allowed to cool. The solid and dotted curves show the shape of the dark matter and stellar components in the full hydro-dynamical simulation. The dark halo becomes rounder but its shape stays quite triaxial in the vicinity of the disk. The stars are highly flattened indicating the central disk component.

- Tremaine, S., & Yu, Q. 2000, *MNRAS*, 319, 1  
Wadsley, J. W., Stadel, J., & Quinn, T. 2004, *New Astronomy*, 9, 137  
Weinberg, D. H., Hernquist, L., & Katz, N. 2002, *ApJ*, 571, 15  
Westmeier, T., Braun, R., & Thilker, D. 2005, *A&A*, 436, 101  
Whitmore, B. C., McElroy, D. B., & Schweizer, F. 1987, *ApJ*, 314, 439  
Whitmore, B. C., Lucas, R. A., McElroy, D. B., Steiman-Cameron, T. Y., Sackett, P. D., & Olling, R. P. 1990, *AJ*, 100, 1489

- Benson, A. J., Frenk, C. S., Baugh, C. M., Cole, S., & Lacey, C. G. 2003, *MNRAS*, 343, 679  
Bertola, F., Cinzano, P., Corsini, E. M., Pizzella, A., Persic, M., & Salucci, P. 1996, *ApJ*, 458, L67  
Binboim, Y., & Dekel, A. 2003, *MNRAS*, 345, 349  
Bournaud, F., & Combes, F. 2003, *A&A*, 401, 817  
Burkert, A., & Naab, T. 2003, *LNP Vol. 626: Galaxies and Chaos*, 626, 327  
Combes, F., & Arnaboldi, M. 1996, *A&A*, 305, 763  
Dubinski, J. 1994, *ApJ*, 431, 617  
Gallagher, J. S., Sparke, L. S., Matthews, L. D., Frattare, L. M., English, J., Kinney, A. L., Iodice, E., & Arnaboldi, M. 2002, *ApJ*, 568, 199  
Gerhard, O. E. 1981, *MNRAS*, 197, 179  
Governato, F., et al. 2004, *ApJ*, 607, 688  
Haardt, F., & Madau, P. 1996, *ApJ*, 461, 20  
Hoyle, F. 1953, *ApJ*, 118, 513  
Iodice, E., Arnaboldi, M., Bournaud, F., Combes, F., Sparke, L. S., van Driel, W., & Capaccioli, M. 2003, *ApJ*, 585, 730  
Katz, N., Hernquist, L., & Weinberg, D. H. 1992, *ApJ*, 399, L109  
Katz, N. 1992, *ApJ*, 391, 502  
Katz, N., & White, S. D. M. 1993, *ApJ*, 412, 455  
Katz, N., Keres, D., Dave, R., & Weinberg, D. H. 2003, *ASSL Vol. 281: The IGM/Galaxy Connection. The Distribution of Baryons at z=0*, 185  
Kaufmann, T., Mayer, L., Wadsley, J., Stadel, J. & Moore B. 2005, *MNRAS* submitted, astro-ph/0507296  
Kazantzidis, S., Kravtsov, A. V., Zentner, A. R., Allgood, B., Nagai, D., & Moore, B. 2004, *ApJ*, 611, L73  
Merrifield, M. R., & Kuijken, K. 1994, *Bulletin of the American Astronomical Society*, 26, 1493  
Mo, H. J., Yang, X., van den Bosch, F. C., & Katz, N. 2005, *MNRAS* in press, astro-ph/0506516  
Moore, B., Ghigna, S., Governato, F., Lake, G., Quinn, T., Stadel, J., & Tozzi, P. 1999, *ApJ*, 524, L19  
Murali, C., Katz, N., Hernquist, L., Weinberg, D. H., & Davé, R. 2002, *ApJ*, 571, 1  
Reshetnikov, V. P., & Combes, F. 1994, *A&A*, 291, 57  
Reshetnikov, V. P. 1997, *A&A*, 321, 749  
Rubin, V. C. 1994, *AJ*, 108, 456  
Sackett, P. D., Rix, H.-W., Jarvis, B. J., & Freeman, K. C. 1994, *ApJ*, 436, 629  
Schweizer, F., Whitmore, B. C., & Rubin, V. C. 1983, *AJ*, 88, 909  
Sérsic, J. L. 1967, *Zeitschrift für Astrophysik*, 67, 306  
Sparke, L. S. 1986, *MNRAS*, 219, 657  
Sparke, L. S., & Cox, A. L. 2000, *ASP Conf. Ser. 197: Dynamics of Galaxies: from the Early Universe to the Present*, 197, 119  
Stadel, J. G. 2001, Ph.D. Thesis,  
Tegmark, M., et al. 2004, *Phys. Rev. D*, 69, 103501  
Toomre, A., & Toomre, J. 1972, *ApJ*, 178, 623