

PARTICLE ACCELERATION BY MHD TURBULENCE

JUNGYEON CHO

Dept. of Astronomy and Space Science, Chungnam National University, Daejeon, Korea; cho@canopus.cnu.ac.kr

AND

A. LAZARIAN

Astronomy Dept., Univ. of Wisconsin, Madison, WI53706, USA; lazarian@astro.wisc.edu

Draft version August 8, 2021

ABSTRACT

Recent advances in understanding of magnetohydrodynamic (MHD) turbulence call for revisions in the picture of particle acceleration. We make use of the recently established scaling of slow and fast MHD modes in strong and weak MHD turbulence to provide a systematic study of particle acceleration in magnetic pressure (low- β) and gaseous pressure (high- β) dominated plasmas. We consider the acceleration by large scale compressions in both slow and fast particle diffusion limits. We compare the results with the acceleration rate that arises from resonance scattering and Transit-Time Damping (TTD). We establish that fast modes accelerate particles more efficiently than slow modes. We find that particle acceleration by pitch-angle scattering and TTD dominates acceleration by slow or fast modes when the spatial diffusion rate is small. When the rate of spatial diffusion of particles is high, we establish an enhancement of the efficiency of particle acceleration by slow and fast modes in weak turbulence. We show that highly supersonic turbulence is an efficient agent for particle acceleration. We find that even incompressible turbulence can accelerate particles on the scales comparable with the particle mean free path.

Subject headings: MHD — turbulence — acceleration of particles

1. INTRODUCTION

MHD turbulence is an important agent for particle acceleration as was pointed first by Fermi (1949) and later was discussed by many other authors (see Chandran & Maron 2004b and references therein). Second order Fermi acceleration by MHD turbulence was appealed for acceleration of particles in many astrophysical environments, e.g. Solar wind, Solar flares, the intracluster medium, gamma-ray bursts (see Schlickeiser & Miller 1998; Chandran 2003; Petrosian & Liu 2004). Naturally, properties of MHD turbulence (see Shebalin, Matthaeus, & Montgomery 1983; Higdon 1984; Montgomery, Brown, & Matthaeus 1987; Shebalin & Montgomery 1988; Zank & Matthaeus 1992; Cho & Lazarian 2005 and references therein) are essential for understanding the acceleration mechanisms.

For most part of the paper we use the model of *strong* MHD turbulence initiated by a pioneering work by Goldreich & Sridhar (1995, henceforth GS95). GS95 dealt with incompressible MHD turbulence and showed Alfvén and pseudo-Alfvén modes follow the scale-dependent anisotropy of $l_{\parallel} \sim L^{1/3} l_{\perp}^{2/3}$, where l_{\parallel} is the size of the eddy along the local mean magnetic field, l_{\perp} that of the eddy perpendicular to it, and L the outer scale of turbulence. Lithwick & Goldreich (2001) conjectured that this scaling of incompressible modes is also true for Alfvén modes and slow modes in the presence of compressibility. In Cho & Lazarian (2002; 2003, henceforth CL03) we provided arguments justifying the rational for considering separately the evolution of slow, fast and Alfvén mode cascades. Our numerical simulations¹ verified that Alfvén and slow mode velocity fluctuations indeed show

GS95 scaling, while fast modes exhibit isotropy in both gas-pressure (high β) and magnetic-pressure (low β) dominated plasmas (see review by Cho & Lazarian 2005).

MHD turbulence may also be in *weak* regime (Galtier et al. 2000). In weak MHD turbulence the cascade increases only the perpendicular wavenumber and does not change the parallel one. The inertial range of the weak turbulence in most astrophysical circumstances is limited. As the turbulence gets more and more anisotropic it transfers into the strong MHD turbulence². In spite of the limited inertial range, the weak turbulence may be important for cosmic ray acceleration.

The new paradigm of MHD turbulence has substantially changed our understanding of energetic particle-turbulence interactions via gyroresonance and the Transit-Time Damping (TTD) (Chandran 2000; Yan & Lazarian 2002, 2004; Farmer & Goldreich 2004). However, these two processes do not exhaust all the relevant interactions. For instance, the acceleration of cosmic rays by the large scale compressible motions was described in the literature rather long ago (see Ptuskin 1988, henceforth P88). Attempts of applying the GS95 scaling to the stochastic large-scale MHD acceleration of cosmic rays were described in some recent publications (Chan-

² The names *strong* and *weak* may be misleading therefore. Strong MHD turbulence may be of very small amplitude. Its characteristic property is a so-called *critical balance*, which is the balance between the time scales of perpendicular and parallel motions, i.e. $l_{\perp}/v_{\perp} \sim l_{\parallel}/v_A$, where $v_A = B_0/\sqrt{4\pi\rho}$ is Alfvén speed. Here B_0 is the strength of the mean magnetic field and ρ is density. The weak turbulence decreases the perpendicular scale of the eddies l_{\perp} while keeping the parallel scale l_{\parallel} intact. This process can proceed till the critical balance condition is reached. After that the turbulence is in the strong MHD regime and both l_{\perp} and l_{\parallel} change in a way to preserve the critical balance. These issues are discussed, for instance, in Cho, Lazarian & Vishniac (2003).

¹ Higher resolution numerics in Cho & Lazarian (2004) confirms our earlier results.

dran 2003, henceforth C03; Chandran & Maron 2004ab). The results were applied to particle acceleration in Solar Flares and clusters of galaxies.

These studies raise a number of questions. For instance, it was found in Yan & Lazarian (2002, henceforth YL02) that fast modes dominate scattering of cosmic rays if turbulent energy is injected at a large scale. Do the slow modes, nevertheless, dominate the particle acceleration in Solar flares? What is the relative contribution of large scale compressions and small scale scattering to the particle acceleration? Do the results change if the turbulence is weak (see Galtier et al. 2000)? Is compressibility a necessary requirement for acceleration? Is there a possibility to reconcile results by P88 and C03? These and other questions induce us to undertake a detailed study of particle acceleration by MHD turbulence.

We consider particle acceleration by both strong and weak MHD turbulence. We consider fast and slow modes, highly supersonic motions, effects of betatron electric field. We compare the rates of acceleration by different non-resonant mechanisms and the acceleration rates arising from pitch-angle scattering and TTD.

For the most part of the paper, we consider a fluid threaded by a strong mean magnetic field \mathbf{B}_0 . But the results may easily be generalized if local magnetic field is used instead of \mathbf{B}_0 (see CL03).

We start with introducing of the basics of the non-resonant acceleration by compressible turbulence in §2. In the same section we discuss particle acceleration in acoustic turbulence. We consider particle acceleration by slow modes (§3) and fast modes (§4), highly supersonic turbulence (§5), incompressible turbulence (§6), and weak turbulence (§7). We discuss gyroresonance and TTD acceleration in §8 and compare the efficiency of different mechanisms in §9. We provide discussion in §10 and summary in §11.

2. ACCELERATION BY COMPRESSIBLE MOTIONS: HYDRODYNAMIC APPROACH

2.1. Basics of non-resonant acceleration

The acceleration by large-scale motions depends on compression created by different modes. The traditional method of estimating D_p is based on calculation of the degree of fluid compression within a hydrodynamic approach. It is implicitly assumed that the motions in question are much larger than a particle mean free path, the magnetic field moves together with the fluid and particles are moved together with the magnetic field.

When a particle moves inside an eddy of size l , the change of particle's momentum over a time Δt is

$$\Delta p \sim (dp/dt)\Delta t, \quad (1)$$

where p is the momentum of the particle. The momentum diffusion coefficient is

$$D_p \sim (\Delta p)^2/\Delta t \sim (dp/dt)^2 \Delta t. \quad (2)$$

The change of momentum depends on compression ³:

$$\frac{dp}{dt} \approx -p \frac{\nabla \cdot \mathbf{v}_l}{c_0}, \quad (3)$$

where a constant c_0 depends on the geometry of compression. For example, $c_0 = 3$ when compression is isotropic (see P88). Here, for the sake of simplicity, we set $c_0 = 1$. Substituting eq. (3) into eq. (2), we obtain

$$D_p \sim p^2 (\nabla \cdot \mathbf{v}_l)^2 \Delta t. \quad (4)$$

Therefore we can determine D_p when we know $\nabla \cdot \mathbf{v}_l$ and Δt .

2.2. Wave-like turbulence

An important work for stochastic acceleration is P88, that implicitly considers acoustic turbulence⁴. Ptuskin compared two time scales on the outer scale of turbulence - wave period ($t_{wave} \sim L/a$) and diffusion time ($t_{diff} \sim L^2/D$), where a is the sound speed, D the spatial diffusion coefficient, and L the outer scale of turbulence.

Fast diffusion limit

When diffusion time, t_{diff} , is smaller than wave period, t_{wave} , we can use $\Delta t = t_{diff}$. P88 considered isotropic turbulence arising from interacting sound waves. For the outer scale eddies, since $\nabla \cdot \mathbf{v}_L \sim v_L/L$, we get

$$D_p \sim p^2 (v_L^2/L^2)(L^2/D) \sim p^2 v_L^2/D, \quad (5)$$

where v_L is the rms velocity (P88).

It is straightforward to calculate D_p for smaller eddies:

$$D_p \sim \frac{p^2 v_A}{L} \frac{L v_A}{D} \left(\frac{v_l}{v_A} \right)^2 \quad (6)$$

for eddies on scale $l < L$, which is smaller than D_p for outer scale eddies. When we want to calculate contributions from all scale eddies, we need to calculate $\int D_p(dl/l)$:

$$\int D_p(dl/l) \sim D_{p,L} \int (l/L)^{2m}(dl/l) \sim D_{p,L}/2m, \quad (7)$$

where $D_{p,L}$ is given in eq. (5) and we assumed $v_l \sim v_L(l/L)^m$. Zakharov & Sagdeev (1970) claimed that $m = 1/4$, or equivalently $E(k) \propto k^{-3/2}$ for weak acoustic turbulence. The result is very close to the one in eq. (5).

Slow diffusion limit

On the other hand, for $t_{diff} > t_{wave}$, P88 considered outer scale eddies and obtained

$$D_p \sim p^2 (D v_L^2 / a^2 L^2) \quad (8)$$

$$\sim (p^2 v_L^2 / a^2) / t_{L,diff} \quad (9)$$

$$\sim (p^2 v_L^2 / D) (t_{L,wave} / t_{L,diff})^2 \quad (10)$$

³ We will discuss why the change of momentum depends on $\nabla \cdot \mathbf{v}$ in §6.3. We can understand it as follows. First, consider compression only in the directions perpendicular to the mean magnetic field. This will result in compression of magnetic field lines, which increases the perpendicular momentum of the particle. Second, consider compression only in the directions parallel to the mean magnetic field. This will cause adiabatic heating and increase the parallel momentum of the particle. Overall, the rate of momentum change depends on the rate of compression.

⁴ Formally this corresponds to weak isotropic turbulence caused by interacting sound waves. In this paper (see §7), *weak* turbulence means that the wave-wave interaction is so weak that wave packets can travel distances much larger than their typical size.

which goes to zero when $D \rightarrow 0$. This relation can be understood as follows. Consider a particle inside a region of size L that is compressed/expanded by large scale wave packets in *weak* turbulence. When the particle diffuses out of the region, the change of momentum is $\Delta p \sim (dp/dt)t_{L,wave} \sim (pv_L/L)(L/a) \sim pv_L/a$. However, since a particle stays inside the region for approximately $t_{L,diff}$, we take $\Delta t \sim t_{L,diff}$. Substituting these Δp and Δt into $D_p \sim (\Delta p)^2/\Delta t$, we obtain the result in eq. (9).

According to P88 original formula in eq. (8), particle acceleration is inefficient in slow diffusion limit. However, note that Ptuskin's formula in eq. (8) is derived for large scale eddies (or, to be precise, large scale compressive motions). It is easy to show that small scale eddies can provide efficient acceleration. Let us consider eq. (10). For large scale eddies, the ratio $t_{L,wave}/t_{L,diff}$ is very small in slow diffusion limit. As we move down to smaller scale eddies, $t_{L,wave}$ scales as l/a and $t_{L,diff}$ as l^2/D . The ratio $t_{L,wave}/t_{L,diff}$ becomes larger as the scale decreases. Therefore, as we move down to smaller scales, we will have higher acceleration efficiencies. When the inertial range is wide enough, we will ultimately reach the scale l_c on which $t_{L,wave} \sim t_{L,diff}$. On the scale l_c , the momentum diffusion coefficient is

$$D_p \sim p^2 v_l^2 / D, \quad (11)$$

where v_l is the velocity at scale l_c

3. ACCELERATION BY COMPRESSIBLE MOTIONS: SLOW MODES

Here we consider acceleration by slow modes in moderately compressible turbulence for low Mach numbers. As above, we discuss both slow and fast diffusion limits. We assume turbulence is strong on the outer scale (i.e. $v_L \sim v_A$). In this case, the outer scale eddies are isotropic. However, smaller eddies are elongated along the local mean magnetic field and we have $l_{\parallel} \sim L^{1/3} l_{\perp}^{2/3}$, which states that anisotropic eddy shape is more pronounced on smaller scales. We consider separately gas pressure (high- β) and magnetic pressure (low- β) dominated plasmas. As in C03, we assume that spatial diffusion of particle occurs due to pitch-angle scattering.

3.1. Fast diffusion limit in low- β

Eq. (4) is a universal formula for D_p and we can use it for slow modes. Evaluation of eq. (4) requires $\nabla \cdot \mathbf{v}_{l,slow}$ and Δt . Since we consider the case of $t_{L,diff} < t_{L,eddy}$, where $t_{L,eddy} \sim L/v_A$ is the eddy turnover time on the outer scale, particles diffuse out of an eddy before it is randomized. Therefore, we take the diffusion time for Δt : $\Delta t \sim L^2/D_{\parallel}$, where we used D_{\parallel} because particle diffusion occurs along the magnetic field lines. For slow modes in low- β limit, we have $\nabla \cdot \mathbf{v}_{L,slow} \sim v_{L,slow}/L_{\parallel}$ (see Appendix B). When turbulence is isotropic on the outer scale, as assumed in this paper, we have $L_{\parallel} \sim L$. The momentum diffusion coefficient is

$$D_p^{slow} \sim p^2 (v_{L,slow}/L)^2 (L^2/D_{\parallel}) \sim \frac{p^2 v_A}{L} \frac{Lv_A}{D_{\parallel}} \left(\frac{v_{L,slow}}{v_A} \right)^2, \quad (12)$$

which is very close to eq. (5) for acoustic turbulence. It is also straightforward to calculate D_p for smaller eddies:

$$D_{p,l} \sim \frac{p^2 v_A}{L} \frac{Lv_A}{D_{\parallel}} \left(\frac{v_{l,slow}}{v_A} \right)^2 \quad (13)$$

for eddies on scale $l < L$, which is smaller than D_p for outer scale eddies. All these results are similar to those for acoustic turbulence.

The only difference stems from the fact that when particles diffuse along magnetic field lines, they can reenter the same outer scale eddy (Chandran & Maron 2004b). This results in a somewhat uncertain factor N which ranges from unity to several (see discussion in the Appendix A). This results in

$$D_p \sim \frac{p^2 v_A}{L} \frac{Lv_A}{D_{\parallel}} \left(\frac{v_{l,slow}}{v_A} \right)^2 N \quad (14)$$

for eddies on scale l .

3.2. Slow diffusion limit in low- β

Consider $d_{min} v_A \ll D_{\parallel} \ll Lv_A$, where d_{min} is either the parallel size of eddies at the dissipation scale or the mean free path of the cosmic rays, whichever is larger. The particle diffusion time is smaller than the eddy turnover time at the outer scale L and larger than that on the scale $\sim d_{min}$. When $D_{\parallel} \ll Lv_A$, particle diffusion time $t_{L,diff}$ is larger than the eddy turnover time $t_{L,eddy}$ at the outer scale L . In this case, for eddies whose parallel size is larger than D_{\parallel}/v_A , particles are confined within the eddies until the eddies are randomized.

For this regime C03 obtained (see Appendix A)

$$D_{p,l} \sim \frac{p^2 v_A}{L} \left(\frac{v_{L,slow}}{v_A} \right)^2 \quad (15)$$

for a scale l and

$$D_p \sim \frac{p^2 v_A}{L} \left(\frac{v_{L,slow}}{v_A} \right)^2 \ln \left(\frac{Lv_A}{D_{\parallel}} \right) \quad (16)$$

for action of all eddies. We observe, that each eddy whose parallel size is between D_{\parallel}/v_A and L makes an equal contribution to D_p . More importantly, the efficiency of acceleration becomes large as $D_{\parallel} \rightarrow 0$.

On the contrary, when we apply the approach in §2.2 (see discussion below eq. (10)) to slow modes, we obtain⁵ $D_p \sim p^2 (D_{\parallel} v_{l,slow}^2 / v_A^2 l_{\parallel}^2)$. As in acoustic turbulence, we have $D_p \rightarrow 0$ as $D_{\parallel} \rightarrow 0$. Note that the apparent disagreement between P88 and C03 does not stem from isotropy/anisotropy of turbulence.

C03 assumes that the random walk argument is applicable to the momentum diffusion. This is a somewhat subtle issue. For instance, this is not true when diffusion time is much longer than the eddy turnover time. Let us consider an extreme case of $D_{\parallel} \rightarrow 0$. In this case, the

⁵ When the particle diffuses out of the eddy, the change of momentum is $\Delta p \sim (dp/dt)t_{l,eddy} \sim (pv_{l,slow}/l_{\parallel})(l_{\parallel}/v_A)$. The time that the particle spends inside the eddy is $\sim t_{l,diff}$, so that we take $\Delta t \sim t_{l,diff}$. Substituting these Δp and Δt into $D_p \sim (\Delta p)^2/\Delta t$, we obtain $D_p \sim (p^2 v_{l,slow}^2 / v_A^2) (D_{\parallel} / l_{\parallel}^2) \sim p^2 (D_{\parallel} v_{l,slow}^2 / v_A^2 l_{\parallel}^2)$, which is, in many aspects, similar to eq. (8).

particle and the fluid element move together. The density of the fluid element follows the continuity equation:

$$\frac{\partial \rho}{\partial t} = -\mathbf{v} \cdot \nabla \rho - \rho \nabla \cdot \mathbf{v}. \quad (17)$$

Rearranging this, we get

$$\frac{1}{\rho} \frac{D\rho}{Dt} = \frac{D \ln \rho}{Dt} = -\nabla \cdot \mathbf{v}, \quad (18)$$

where $D/Dt = \partial/\partial t + \mathbf{v} \cdot \nabla$. We use D/Dt because particle is moving with the fluid in the limit of $D_{\parallel} \rightarrow 0$. Since

$$-\nabla \cdot \mathbf{v} = \frac{1}{p} \frac{Dp}{Dt} = \frac{D \ln p}{Dt}, \quad (19)$$

where p is the momentum of the particle, $\ln p$ and $\ln \rho$ behave similarly. Since $\ln \rho$ cannot go to infinity, $\ln p$ cannot increase indefinitely. See Appendix B for more discussion about the density fluctuations in compressible fluids. Therefore, random walk may not be a good approximation for slow diffusion limit. This is a kind of suppression of random walk in extremely slow diffusion limit.

Suggested Solution—The apparent disagreement of earlier works may be reconciled when we consider turbulent diffusion. Here we mostly talk about diffusion in the directions perpendicular to the mean field. In weak turbulence turbulent diffusion is negligible and mobility of particles relative to the rest of the fluid relies on D_{\parallel} only. Therefore we can apply our argument in the previous subsection and D_p goes to zero as D_{\parallel} goes to zero. However, in strong MHD turbulence, turbulent diffusion can be efficient and a particle can move to another eddy within one eddy turnover time. Recent numerical simulations (Cho et al. 2003) support the idea that turbulent diffusion is indeed efficient. However, diffusion in MHD turbulence is a complicated issue that critically depends on mobility of magnetic field lines and, hence, the efficiency of magnetic reconnection in turbulent environments (see Lazarian & Vishniac 1999). Therefore, we will not discuss this further here.

If turbulent diffusion is fast, particles can move to another independent eddy within one eddy turnover time and random walk-like behavior will be fully recovered. The result will be the same as the one in eq. (16).

If turbulent diffusion is slow we can still have an efficient acceleration (see a similar argument for hydrodynamic wave-like turbulence in §2.2). Indeed, for slow turbulent diffusion, the eddies on the energy injection scale induce smaller D_p than the estimate in eq. (15). We expect that the suppression of random walk will be less severe for smaller scale eddies because the inequality, $D_{\parallel} \ll l_{\parallel} v_A$ becomes milder for smaller eddies. We expect that when

$$D_{\parallel} \sim l_{\parallel} v_A \quad (20)$$

on a (parallel) scale

$$l_{c,\parallel} \sim D_{\parallel}/v_A \sim l_{mfp} v_{ptl}/v_A, \quad (21)$$

random walk behavior is fully recovered. Here l_{mfp} is the mean free path by pitch-angle scattering. Therefore, the momentum diffusion coefficient is largest for eddies with the parallel size $\sim l_{c,\parallel}$. Note that $t_{diff} \sim t_{eddy}$ on the scale $l_{c,\parallel}$, where t_{diff} is the diffusion time and t_{eddy}

is the eddy turnover time. On this scale, the change in momentum during one eddy turnover time is

$$\Delta p \sim \frac{dp}{dt} \Delta t \sim p \left(\frac{v_{l,slow}}{l_{\parallel}} \right) \left(\frac{l_{\parallel}}{v_A} \right) \sim p \frac{v_{l,slow}}{v_A}, \quad (22)$$

where we used $dp/dt \sim p \nabla \cdot \mathbf{v}_{l,slow} \sim p v_{l,slow}/l_{\parallel}$ and $\Delta t \sim l_{\parallel}/v_A$ (see Appendix A). The net momentum diffusion coefficient is similar to eq. (15):

$$D_p^{slow} \sim (p^2 v_{l,slow}^2 / v_A l_{\parallel}) \quad (23)$$

$$\sim \frac{p^2 v_A}{L} \left(\frac{v_{L,slow}}{v_A} \right)^2, \quad (24)$$

where we used $v_{l,slow} \sim v_{L,slow} (l/L)^{1/3}$, and $l_{\parallel} \sim L^{1/3} l^{2/3}$ (GS95). Note that this result becomes identical to that in equation (10) when we use the fact $D_{\parallel} \sim l_{\parallel} v_A$ (or, $t_{l,eddy} \sim t_{l,diff}$). One can still characterize the particle acceleration arising from slow modes at large scales using eq. (10), but this contribution will be subdominant to that by smaller scales given by eq. (24).

To summarize, the momentum diffusion coefficient in slow diffusion limit depends on turbulent diffusion. We can write

$$D_p^{slow} \sim \frac{p^2 v_A}{L} \left(\frac{v_{L,slow}}{v_A} \right)^2 Q_{TD}, \quad (25)$$

where $Q_{TD} \sim 1$ when turbulent diffusion is slow (see eq. (24)) and $Q_{TD} \sim \ln(L v_A / D_{\parallel})$ when it is fast (see eq. (16)).

3.3. Slow and fast diffusion in high- β limit

So far in this section, we considered acceleration by slow modes in low- β plasmas: $\beta \leq O(1)$. In this case, $\nabla \cdot \mathbf{v}_{l,slow} \sim v_{l,slow}/l_{\parallel}$. However, when $\beta \rightarrow \infty$, we have

$$\nabla \cdot \mathbf{v}_{l,slow} \sim v_{l,slow}/(\beta l_{\parallel}) \quad (26)$$

(see Appendix A). We can use the same Δt : $\Delta t \sim l_{\parallel}/v_A$. Therefore, in high- β limit, eq. (12) becomes

$$D_p^{slow} \sim \frac{p^2 v_A}{L} \frac{L v_A}{D} \left(\frac{v_L}{v_A} \right)^2 \beta^{-2} \quad (27)$$

for *fast diffusion limit* and eq. (24) becomes

$$D_p^{slow} \sim \frac{p^2 v_A}{L} \left(\frac{v_{L,slow}}{v_A} \right)^2 \beta^{-2} Q_{TD} \quad (28)$$

for *slow diffusion limit*. See eq. (25) for definition of Q_{TD} . Evidently due to the β^{-2} factor the acceleration by slow modes in high beta plasma is suppressed compared to the case of low beta plasma.

4. ACCELERATION BY COMPRESSIBLE MOTIONS: FAST MODES

It is easy to see that arguments in the previous section (§3) are applicable to the acceleration of cosmic rays by fast modes, which are shown to be isotropic (Cho & Lazarian 2002). As we will see, fast modes, which are essentially compressions of magnetic field, can be very efficient. Especially in low- β plasmas, compression occurs in the directions perpendicular to the magnetic field and there is no adiabatic loss/gain in parallel directions. Therefore the acceleration mechanism in §6.1 will be most relevant. Here we consider acceleration by fast modes in moderately compressible turbulence, in which shock formation is marginal.

4.1. Fast diffusion limit

In fast diffusion limit the acceleration by fast and slow modes is very similar. Indeed, consider $D_{\parallel} \gg Lc_f$, where c_f is the propagation speed of the fast wave and depends on the plasma β : $c_f \sim v_A$ for low- β and $c_f \sim a$ (=sound speed) for high- β . In this limit, particle diffusion is so fast that particles diffuse out of even largest fast mode wave packets, or eddies, before the eddies complete one oscillation. When a particle diffuse through an isotropic fast-mode eddy of size l , the change in momentum is

$$\Delta p \sim \frac{dp}{dt} \Delta t \sim \frac{pv_{l,fast}}{l} \frac{l^2}{D_{\parallel}} = p \frac{v_{l,fast} l}{D_{\parallel}}, \quad (29)$$

where we used $\nabla \cdot \mathbf{v}_{l,fast} \sim v_{l,fast}/l$ and $\Delta t \sim l^2/D_{\parallel}$. Therefore,

$$D_{p,l} \sim (\Delta p)^2 / \Delta t \sim p^2 v_{l,fast}^2 / D_{\parallel}, \quad (30)$$

which is most efficient on the outer scale L .⁶

Setting $l = L$, we obtain

$$D_p^{fast} \sim \frac{p^2 v_A}{L} \frac{Lc_f}{D_{\parallel}} \frac{v_A}{c_f} \left(\frac{v_{L,fast}}{v_A} \right)^2. \quad (31)$$

If $v_{L,fast} \sim v_A$ on the outer scale of turbulence and when $D_{\parallel} > Lc_f$, we have

$$D_p^{fast} \sim \frac{p^2 v_A}{L} \left(\frac{Lc_f}{D_{\parallel}} \right) < \frac{p^2 v_A}{L} \quad (32)$$

for low- β plasmas and

$$D_p^{fast} \sim \frac{p^2 v_A}{L} \left(\frac{Lc_f}{D_{\parallel}} \right) \beta^{-1/2} < \frac{p^2 v_A}{L} \beta^{-1/2} \quad (33)$$

for high- β plasmas. Note that the result in eq. (31) is very similar to that for Ptuskin's acoustic turbulence (eq. (5)). This is not so surprising because fast modes in MHD are similar to weakly interacting isotropic acoustic waves (see Cho & Lazarian 2002).

Similarly to the case of slow modes, factor N that characterizes the probability of the return of the particles back to the accelerating eddy is applicable. Therefore eqs. (31), (32) and (33) should be multiplied by this factor. With this addition eq. (31) gets analogous to the eq. (14). Although β factors appear both for slow and fast modes in eqs. (27) and (33), respectively, they have different origins. For slow modes this corresponds to the suppression of efficiency, while for fast modes the β -factor reflects the fact that the injection velocity is v_A .

⁶ This statement remains true even the case particles re-enter the same eddy multiple times. As in Chandran & Maron (2004b), the re-entry factor is given by $N \sim \min\{\sqrt{D_{\parallel}} \tau_{l,rand}/l, M_{l,fast}\}$, where $\tau_{l,rand}$ is the eddy randomization time of the fast modes on scale l . Although $\tau_{l,rand}$ is uncertain, it is certain that $\tau_{l,rand} \geq t_{l,eddy}$ because fast modes cascade may be slower than Alfvénic cascade, where $t_{l,eddy}$ is the eddy turnover time of Alfvénic turbulence. In this case, the first term inside the parenthesis scales with l^q , where $q \leq l^{-2/3}$. The factor $M_{l,fast}$ is roughly $\sim z_s/l$, where z_s is the distance along magnetic field lines over which two adjacent magnetic field lines get separated by the distance l . In the presence of strong Alfvénic turbulence, $z_s \sim L^{1/3} l^{2/3}$. Therefore, the second term inside the parenthesis scales with $l^{-1/3}$. Therefore, the second term is smaller and $N \propto l^{-1/3}$. The product of D_p in eq. (30) and N scales with $v_{l,fast}^2 l^{-1/3}$. If fast modes follow scaling of acoustic turbulence, $v_{l,fast}^2 \propto l^{1/2}$. If fast modes follow Kolmogorov scaling, $v_{l,fast}^2 \propto l^{2/3}$. For either case, $v_{l,fast}^2 l^{-1/3}$ decreases as l decreases. Therefore, the outer scale renders largest contribution to D_p .

4.2. Slow diffusion limit

In this subsection, we consider $d_{min} c_f \ll D_{\parallel} \ll Lc_f$, where d_{min} is either the size of eddies at the dissipation scale or the mean free path of the cosmic rays, whichever is larger. Particle diffusion time is smaller than the *wave period* at the outer scale L and larger than that on the scale $\sim d_{min}$.

In principle, the diffusion coefficient for motions at a scale $l > l_c$, where

$$l_c \sim l_{mfp} v_{ptl} / c_f \sim \begin{cases} l_{c,\parallel} & \text{low-}\beta \\ l_{c,\parallel} \beta^{-1/2} & \text{high-}\beta \end{cases} \quad (34)$$

(see eq. (21) for $l_{c,\parallel}$), can be obtained using the approach in §3 assuming that the coherence time for a diffusing particle is equal to the period of the fast wave, rather than the cascading time.

When $D_{\parallel} \ll Lc_f$, we have $l_c \sim D_{\parallel}/c_f \ll L$. However, we do not need to calculate D_p for all scales between l_c and L . As we will see later in eq. (36), the value of D_p is largest on the smallest scale l_c . Therefore it suffices to calculate D_p on the scale of $\sim l_c$.

The momentum change Δp during the diffusion time, which is the same as the wave period on the scale of l_c , is

$$\Delta p \sim p(v_{l,fast}/l_c)(l_c/c_f). \quad (35)$$

The momentum diffusion coefficient, D_p , is

$$D_{p,l}^{fast} \sim (\Delta p)^2 / \Delta t \sim (p \frac{v_{l,fast}}{l_c} \frac{l_c}{c_f})^2 / (l_c/c_f) \sim (p^2 v_{l,fast}^2 / c_f l_c) \quad (36)$$

$$\sim (p^2 v_{L,fast}^2 / c_f l_c) (l_c/L)^{2m} \quad (37)$$

$$\sim (p^2 v_{L,fast}^2 / c_f L) (l_c/L)^{2m-1} \quad (38)$$

$$\sim \frac{p^2 v_A}{L} \frac{v_{L,fast}^2}{v_A^2} \frac{v_A}{c_f} (l_c/L)^{2m-1}, \quad (39)$$

where we assumed $v_{l,fast} \sim v_{L,fast}(l/L)^m$. Note that $m = 1/3$ for Kolmogorov turbulence and $m = 1/4$ for acoustic turbulence (see Cho & Lazarian 2002).

The difference between the slow diffusion limit for fast and slow modes is evident from the comparison of eq. (39) and eq. (23). The combination that enters eq. (39) $v_{l,fast}^2/l$ increases as l decreases, while the combination that enters eq. (23) $v_{l,slow}^2/l_{\parallel}$ is independent of l . Consequently, the rate of turbulent diffusion does not change much for fast modes. Indeed, when turbulent diffusion is fast, we do not have suppression of random walk for large scale eddies. Therefore, we may need to consider all scale eddies between L and l_c . However, this does not really matter, if most contribution comes from the scales near the scale l_c for which the suppression is marginal even for slow diffusion limit.

For low- β plasmas, $c_f \sim v_A$ and fast modes give

$$D_p^{fast} \sim \frac{p^2 v_A}{L} \left(\frac{v_{L,fast}}{v_A} \right)^2 \left(\frac{L}{l_c} \right)^{1-2m} \sim \frac{p^2 v_A}{L} \left(\frac{v_{L,fast}}{v_A} \right)^2 \left(\frac{Lv_A}{l_{mfp} v_{ptl}} \right)^{1-2m}, \quad (40)$$

which is larger than that of slow modes if $l_c \ll L$. Note that $1 - 2m > 0$ for $m < 1/2$. For high- β plasmas, $c_f \sim a$

(=sound speed) and fast modes give

$$\begin{aligned} D_p^{fast} &\sim \frac{p^2 v_A}{L} \left(\frac{v_{L,fast}}{v_A} \right)^2 \beta^{-1/2} \left(\frac{L}{l_c} \right)^{1-2m} \\ &\sim \frac{p^2 v_A}{L} \left(\frac{v_{L,fast}}{v_A} \right)^2 \beta^{-m} \left(\frac{L v_A}{l_{mfp} v_{ptl}} \right)^{1-2m}, \end{aligned} \quad (41)$$

which is larger than that of slow modes if $l_c \ll L$.

5. ACCELERATION IN COMPRESSIBLE HIGHLY SUPERSONIC TURBULENCE

When turbulence is highly supersonic, the treatment of $\nabla \cdot \mathbf{v}$ should be different. In subsonic case, when we consider motion on scale l , the general treatment is that $\Delta p \sim (dp/dt)\Delta t \sim (\nabla \cdot \mathbf{v})\Delta t \sim \Delta t v_l/l \sim \text{constant}$, where we used $\Delta t \sim l/v_l$. However, in the supersonic case, shocks compresses gas and form high density regions (see, for example, Padoan, Nordlund, & Jones 1997; Padoan & Nordlund 1999; Beresnyak, Lazarian & Cho 2005; Kim & Ryu 2005).

The maximum compression for isothermal hydrodynamic turbulence scales as $\sim M_s^2$, where M_s is the sonic Mach number (Padoan et al. 1997). We can derive this by equating turbulence pressure, $\sim \bar{\rho} v_L^2$, and gas pressure in the high density regions, $\rho_{max} c_s^2$, where $\bar{\rho}$ is the average density and ρ_{max} is the density of the compressed regions. Here we assume isothermal gas. The result is

$$\rho_{max}/\bar{\rho} \sim v_L^2/c_s^2 = M_s^2. \quad (42)$$

This scaling is valid for hydrodynamic turbulence.

It is not clear whether or not such a simple scaling exists for MHD turbulence (see discussions in Ostriker, Stone, & Gammie 2001; Padoan & Nordlund 2002). In MHD turbulence, magnetic pressure provides resistance for compression, which results in less compression. Since slow modes are almost parallel to the local mean field directions, magnetic pressure may not provide a significant pressure when slow modes form shocks. Therefore, we expect that the maximum compression in MHD turbulence depends on the sonic Mach number even for strongly magnetized case.

Our numerical simulations support this idea. We use data cubes obtained from direct compressible MHD turbulence simulations with 216^3 cells. These simulation are described in CL03. We used 3 data cubes with different sonic Mach numbers: $M_s \sim 0.5, 2.2$, and 7 . In all simulations, we fix the r.m.s. velocity and the strength of the mean magnetic field. The Alfven speed of the mean magnetic field is very close to the r.m.s. velocity of turbulence. To see how much compression is achieved, we plot the relation between volume filling factor and fraction of mass contained inside the volume for high density regions (see left panel of Fig. 1). The figure shows that higher sonic Mach number fluids are compressed more, which is not so trivial because the fluid is strongly magnetized. Let us focus on diamond symbols in the figure. For example, the diamond on the dashed curve in the left panel says that 25% of mass occupies 2.7% of the total volume.

It is not clear how to derive exact scaling relations from Figure 1. However, we can derive at least two facts from the figure. First, as we mentioned earlier, the compression rate scales with M_s^γ even for strongly magnetized medium. Second, the right panel of Fig. 1 show that

the compression rates in MHD and hydrodynamic turbulence scale very similarly. The dashed line in the right panel is for hydrodynamic turbulence. Comparing the solid line and the dashed line on the right panel, we note that the slopes are very similar. It is natural to assume that the compression rate in hydrodynamic turbulence scales with M_s^2 . Therefore, we can say that the compression rate, defined as the volume filling after compression divided by that before compression, in MHD scales with M_s^γ , where γ is slightly smaller than 2.

Here we assume that the maximum compression in a strongly magnetized MHD turbulence scales with M_s^γ . We also assume that spatial diffusion of particle is slow. Then we have $\Delta p/p \sim \rho_{max}/\bar{\rho} \sim M_s^\gamma$. The momentum diffusion coefficient is

$$\begin{aligned} D_p^{supersonic} &\sim (\Delta p)^2 / \Delta t \sim p^2 M_s^{2\gamma} (v_L/L), \\ &\sim \frac{p^2 v_A}{L} \frac{v_L}{v_A} M_s^{2\gamma}, \end{aligned} \quad (43)$$

where we consider only the largest scales because smaller scales are less efficient. If $v_L \sim v_A$, this diffusion coefficient is $\sim M_s^{2\gamma}$ times larger than the one in C03. Note that this is a second order Fermi process associated with shocks. Although compression of a single eddy leads to the first order Fermi acceleration, the first order effect cancels out after the particle encounters many compression and expansions and only the second order effect leads to increase of momentum through diffusion process (see Bykov & Toptygin 1982).

In this section we have implicitly assumed that particle diffusion time is similar to or larger than the eddy turnover time on the outer scale. In the fast diffusion limit the our earlier estimates of the turbulent acceleration are valid. Therefore the the momentum diffusion coefficient is of the order $\sim p^2 v_L^2 / D_\parallel$, if the particle does not return back to the high density compression. If it returns before the compression disappears this estimated should be multiplied by $N > 1$.

6. ACCELERATION BY ELECTRIC FIELD ARISING FROM SLOW MODES IN INCOMPRESSIBLE LIMIT

Let us consider the extreme case of high β plasma, namely, incompressible plasma. In the incompressible limit only two modes, Alfven and slow (pseudo-Alfven) exist. Slow modes compress magnetic field.

6.1. Betatron Acceleration Process

In incompressible conducting fluid a slow wave causes an oscillation occurring in the plane spanned by \mathbf{B}_0 and \mathbf{k} vectors, where \mathbf{B}_0 is the mean magnetic field, or more precisely *local* mean magnetic field, and \mathbf{k} is the wave vector. Therefore, the electric vector $\mathbf{E} \propto -\mathbf{v}_k \times \mathbf{B}_0$ is perpendicular to both \mathbf{B}_0 and \mathbf{k} . Here, \mathbf{v}_k is the amplitude of the oscillation velocity of the pseudo-Alfven wave. The electric field is parallel to the wave front (see Figure 2). Thus, slow modes can create non-zero $\nabla \times \mathbf{E}$ (see Figure 2(b)). When a particle gyrates around \mathbf{B}_0 , the particle feels electric field caused by turbulence. When the electric field has non-zero curl, the particle experiences either acceleration or deceleration. An accelerating eddy⁷ is shown in Figure 2(c).

⁷ An eddy-wave duality in the description of MHD turbulence is discussed in CL03.

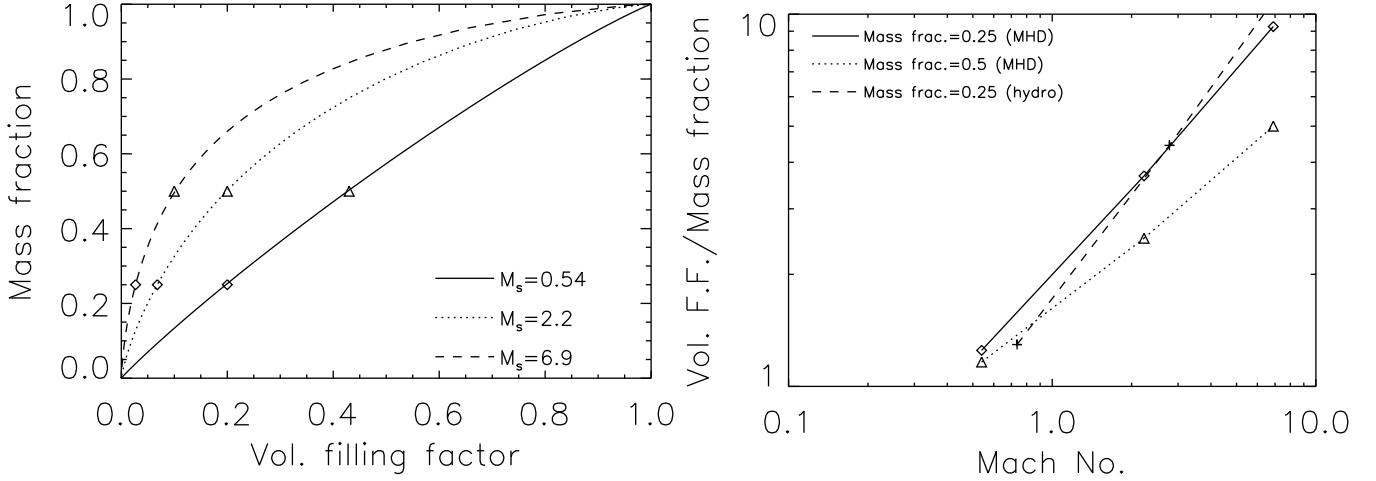


FIG. 1.— Compression rates in strongly magnetized compressible MHD turbulence. (*Left*) When the sonic Mach number is higher, mass concentration is higher. For example, the triangle on the dotted curve, which is for $M_s \sim 2.2$, tells us that about half of the mass occupies 20% of the volume. The diamond on the dashed curve says that 25% of mass fills 2.7% of the volume. (*Right*) The compression factor may be defined by volume filling factor divided by the mass fraction for triangles and diamonds in the left panel. We plot these values as function of the sonic Mach number. Note that the solid line (MHD) and the dashed line (hydro) have similar slope. Although the solid line has a shallower slope, this figure roughly suggest that compression rate in isothermal MHD medium shows a dependence on Mach number similar to isothermal hydrodynamic one.

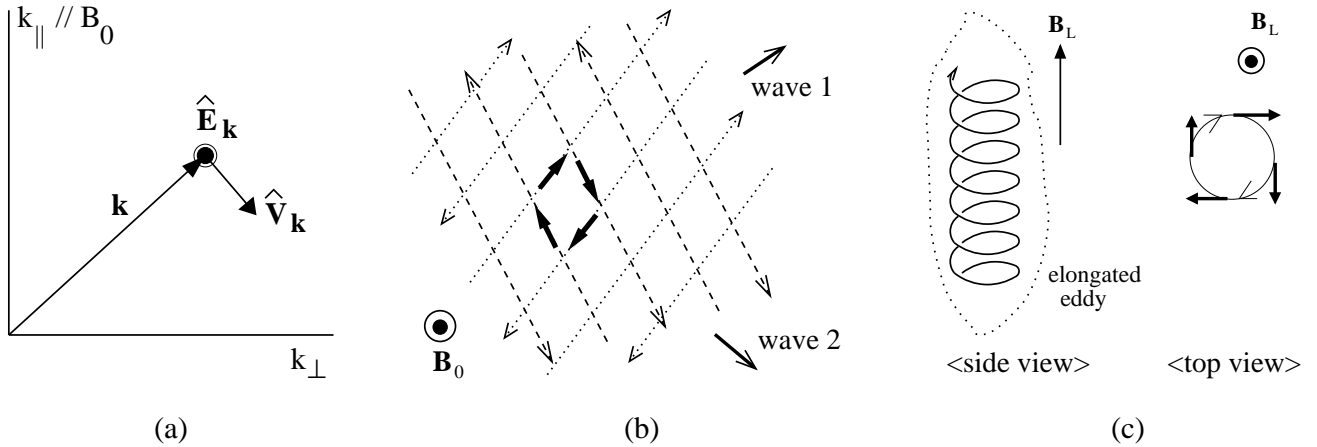


FIG. 2.— Slow modes and non-zero $\nabla \times \mathbf{E}$. (a) Direction of \mathbf{E} . Electric vector is perpendicular to both \mathbf{B}_0 and \mathbf{k} , which means that, when viewed from the top, electric field is parallel to the wave front. (b) Nonzero $\nabla \times \mathbf{E}$ by slow modes. The dashed and the dotted lines denote wave fronts of wave 1 and 2, respectively. Arrows are the directions of electric field. Two slow waves can create non-zero $\nabla \times \mathbf{E}$. (c) Acceleration by an elongated slow mode eddy. The particle experiences constant acceleration in the eddy. The integral $\int (\nabla \times \mathbf{E}) \cdot d\mathbf{s}$ should not be zero in the eddy.

Consider a particle with gyro radius r_g moving through turbulent eddies of (perpendicular) scale $l > r_g$. Then the average electric field the particle feels during one gyro rotation is

$$\bar{E} = \frac{1}{2\pi r_g} \oint \mathbf{E} \cdot d\mathbf{l} = \frac{1}{2\pi r_g} \int (\nabla \times \mathbf{E}) \cdot d\mathbf{s} \\ = \frac{1}{2\pi r_g c} \int (\mathbf{B}_0 \nabla \cdot \mathbf{v}_l - \mathbf{B}_0 \cdot \nabla \mathbf{v}_l) \cdot d\mathbf{s}, \quad (44)$$

$$= -\frac{1}{2\pi r_g c} \int (\mathbf{B}_0 \cdot \nabla \mathbf{v}_l) \cdot d\mathbf{s}, \quad (45)$$

where $d\mathbf{l}$ is the infinitesimal line element vector, $d\mathbf{s}$ the infinitesimal area element vector, $\mathbf{E} = -\mathbf{v} \times \mathbf{B}_0/c$, and c the speed of light. The area element vector $d\mathbf{s}$ is taken to be parallel to \mathbf{B}_0 . Eq. (44) is valid for both incompressible and compressible fluids. However, eq. (45) is valid only for incompressible fluids because we used $\nabla \cdot \mathbf{v} = 0$

when we derived it. The integral is zero for Alfvén modes because $\mathbf{v}_l \cdot d\mathbf{s} = 0$. For slow modes, the integral is approximately

$$\int (\mathbf{B}_0 \cdot \nabla \mathbf{v}_l) \cdot d\mathbf{s} \approx B_0 v_{l\parallel} (\pi r_g^2) / l_{\parallel}, \quad (46)$$

where $v_{l\parallel}$ is the velocity component of pseudo-Alfvén modes parallel to \mathbf{B}_0 . Thus, we have

$$\bar{E} \approx -B_0 v_{l\parallel} r_g / 2l_{\parallel} c. \quad (47)$$

The amplitude of \bar{E} is the largest⁸ at $l \sim r_g$. Indeed, when $l > r_g$, since $v_{l\parallel} \sim v_l \propto l^{1/3}$ and $l_{\parallel} \propto l^{2/3}$ (GS95), $\bar{E} \propto l^{-1/3}$ and \bar{E} increases with the decrease of l . On the contrary, when $l < r_g$, the particle traverses many

⁸ Note, that for particle acceleration not only the amplitude of \bar{E} but also its correlation time matters. The latter is larger for larger eddies.

uncorrelated eddies during one gyro orbit. The value of $(\nabla \times \mathbf{E})_l$ in an eddy of size l is of order $(\nabla \times \mathbf{E})_l \sim \mathbf{B}_0 \cdot \nabla \mathbf{v}_l / c \sim B_0 v_l / l_\parallel c \propto l^{-1/3}$. This value times $\Delta s \sim \pi l^2$ is the total contribution to \bar{E} by the eddy (c.f. eq. (46)). There are $\sim (r_g^2 / l^2)^{1/2}$ uncorrelated eddies inside the particle's gyro orbit. Therefore the area integration (cf. eq. (45)) of these small scale fluctuations over a circle of radius $r_g > l$ yields $\bar{E} \propto (r_g^2 / l^2)^{1/2} (\pi l^2) l^{-1/3} \sim r_g l^{2/3}$. As the result, the \bar{E} increases with l .

6.2. Structure of electric field of slow modes

In this section we use a data cube obtained from a direct incompressible MHD turbulence simulation with 256^3 grid points (Cho & Vishniac 2000) to study the structure of \mathbf{E} . The data cube clearly shows that MHD fluctuations do produce non-zero $\nabla \times \mathbf{E}$.

In Figure 3(a), we plot contours of equal second order structure function for electric field in a local frame, which is aligned with the local mean magnetic field \mathbf{B}_L : $SF_2(r_\parallel, r_\perp) = \langle |\mathbf{E}(\mathbf{x} + \mathbf{r}) - \mathbf{E}(\mathbf{x})|^2 \rangle_{\text{avg. over } \mathbf{x}}$, where $\mathbf{r} = r_\parallel \hat{\mathbf{r}}_\parallel + r_\perp \hat{\mathbf{r}}_\perp$ and $\hat{\mathbf{r}}_\parallel$ and $\hat{\mathbf{r}}_\perp$ are unit vectors parallel and perpendicular to the local mean field \mathbf{B}_L , respectively (see Cho & Vishniac (2000) for a detailed discussion of the local frame). The contour plot clearly shows the existence of scale-dependent anisotropy: smaller eddies are more elongated. By analyzing the relation between the semi-major axis ($\sim l_\parallel \sim 1/k_\parallel$) and the semi-minor axis ($\sim l_\perp \sim 1/k_\perp$) of the contours, we can obtain the relation between k_\parallel and k_\perp . Here k_\perp and k_\parallel are wave numbers perpendicular and parallel to the mean magnetic field, respectively. The result in Figure 3(b) is consistent with the GS95 type anisotropy: $k_\parallel \propto k_\perp^{2/3}$. In Figure 4, we plot $\oint_{r_g} \mathbf{E} \cdot d\mathbf{l}$ for $r_g=8$ in grid units. The particle orbit lies within the inertial range of turbulence, which spans from ~ 100 grid units to a few grid units in the simulation data. We can see that structures are elongated along the mean field direction.

6.3. Adiabatic gain/loss in parallel directions

The rate of momentum change by the electric field is

$$\frac{dp_\perp}{dt} = q\bar{E} \sim \frac{qB_0 v_l r_g}{2l_\parallel c} \sim \frac{p_\perp c}{r_g} \frac{v_l r_g}{2l_\parallel c} \sim \frac{p_\perp v_l}{2l_\parallel}, \quad (48)$$

where we used $qB_0 = p_\perp c / r_g$, where p_\perp is the particle momentum perpendicular to magnetic field. Since the integrand in eq. (44) is $\mathbf{B}_0 \nabla_\perp \cdot \mathbf{v}_{l\perp}$, where ' \perp ' denotes the component perpendicular to \mathbf{B}_0 , we can rewrite eq. (48) as follows:

$$dp_\perp / dt = -p_\perp \nabla_\perp \cdot \mathbf{v}_\perp / 2. \quad (49)$$

This means that the acceleration by electric field is achieved when large scale turbulence compresses magnetic field in perpendicular directions. The change of perpendicular component of energy is

$$\frac{\dot{E}_\perp^K}{E_\perp^K} = 2 \frac{\dot{p}_\perp}{p_\perp} = \frac{v_{l\parallel}}{l_\parallel}, \quad (50)$$

where E^K is the kinetic energy and we consider non-relativistic case for simplicity.

When we consider incompressible fluids, compression in perpendicular directions causes expansion in parallel

directions, which in turn results in adiabatic energy loss. The rate of momentum change by the parallel motions alone is

$$\frac{\dot{p}_\parallel}{p_\parallel} = -\frac{v_{l\parallel}}{l_\parallel}. \quad (51)$$

Therefore, the change of parallel component of the energy is

$$\frac{\dot{E}_\parallel^K}{E_\parallel^K} = 2 \frac{\dot{p}_\parallel}{p_\parallel} = -2 \frac{v_{l\parallel}}{l_\parallel}. \quad (52)$$

From equations (50) and (52), we get

$$\frac{d(E_\perp^K + E_\parallel^K)}{dt} = (E_\perp^K - 2E_\parallel^K) \frac{v_{l\parallel}}{l_\parallel} = 0 \quad (53)$$

when particle distribution is isotropic (i.e. $E_\perp^K = 2E_\parallel^K$).

Therefore, if the particle distribution is isotropic, the second term in eq. (44), or the term in eq. (45), is canceled by adiabatic gain/loss in parallel directions and only the $\nabla \cdot \mathbf{v}_l$ term in eq. (44) survives, the result of which is equivalent to the hydrodynamic approach of P88 that we discuss in the next section, i.e.

$$dp/dt \approx -p \nabla \cdot \mathbf{v}. \quad (54)$$

However, it is clear from eq. (53) that an acceleration instability is present when betatron acceleration acts. Indeed, as electric field increases E_\perp^K , the gain of the energy gets positive. As processes of scattering tend to isotropize particle velocities, we may assume that this instability acts on the time scale of randomization of a particle. This time can be of the order of mean free path divided by the particle velocity and multiplied by a factor larger than unity (see discussion in Jokipii 1968). For our simplified treatment we conservatively assume that this factor is order of unity. In other words we claim that, on the mean free path scale of the particles, non-resonant effects are important for particle motions and, therefore, the hydrodynamic approach of P88 fails.

Consider an eddy a few times smaller than the mean free path. Let this scale be l' . Suppose that the eddy is compressed in the perpendicular directions when a particle is back-scattered in the eddy. During the back-scattering, the particle's pitch angle is obviously large: around $\sim 90^\circ$. Suppose that the particle stays in this large pitch angle state for Δt . Later, the particle will have smaller pitch angles. On average, the particle will be in the small pitch angle state for Δt . While the particle is in the small pitch angle state, the particle will travel more distance because the parallel velocity is higher. Therefore, the particle will pass through several eddies of the scale l' , the acceleration/deceleration by such eddies will roughly cancel out. As a result, the motions of eddies that contain the turning points are more important. Since such motions are mutually independent, we can have diffusion of momentum.

Since large scale eddies do not provide net acceleration when particle distribution is isotropic, we do not consider large scale eddies in the incompressible limit. In the next subsection, we consider acceleration by eddies on the mean free path scale.

6.4. Estimates of D_p

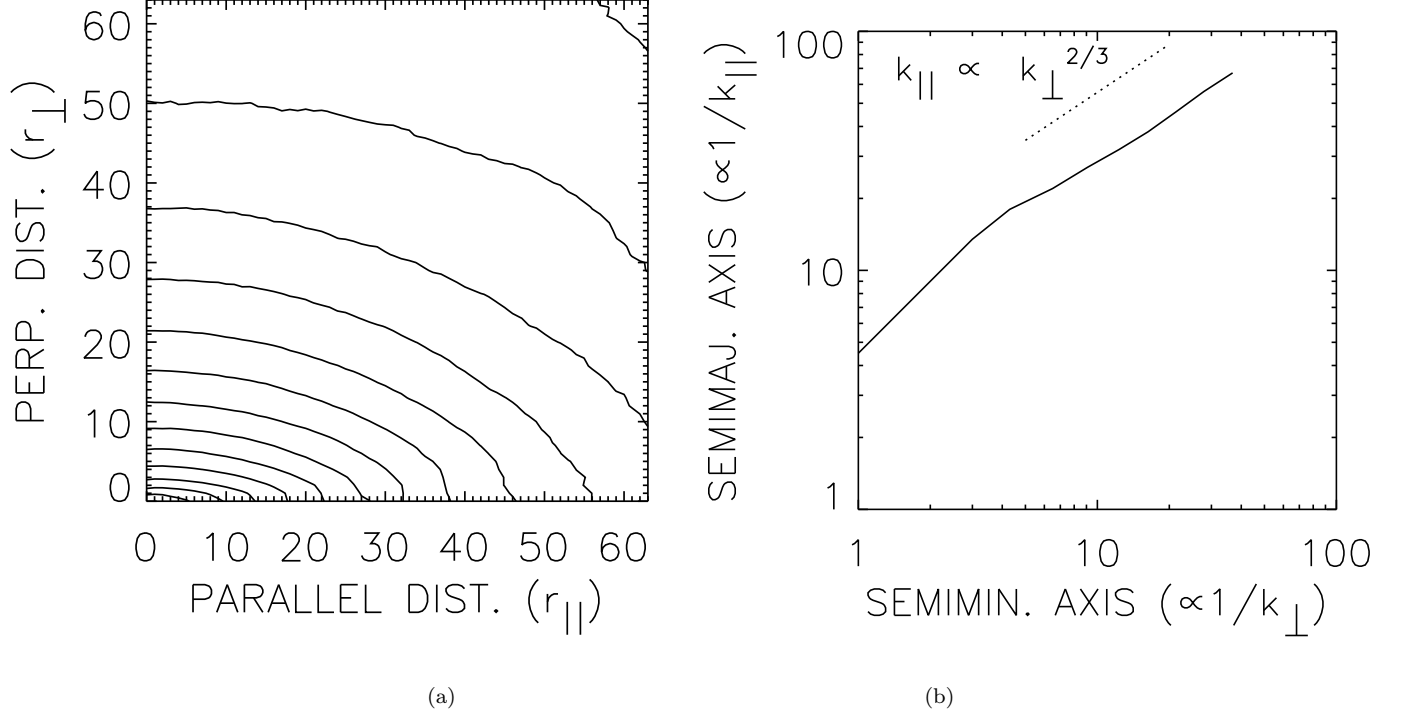


FIG. 3.— Anisotropy of \mathbf{E} field. (a) The second order structure function of \mathbf{E} . (b) Scale-dependent anisotropy. Results are consistent with Goldreich-Sridhar type anisotropy: $k_{||} \propto k_{\perp}^{2/3}$.

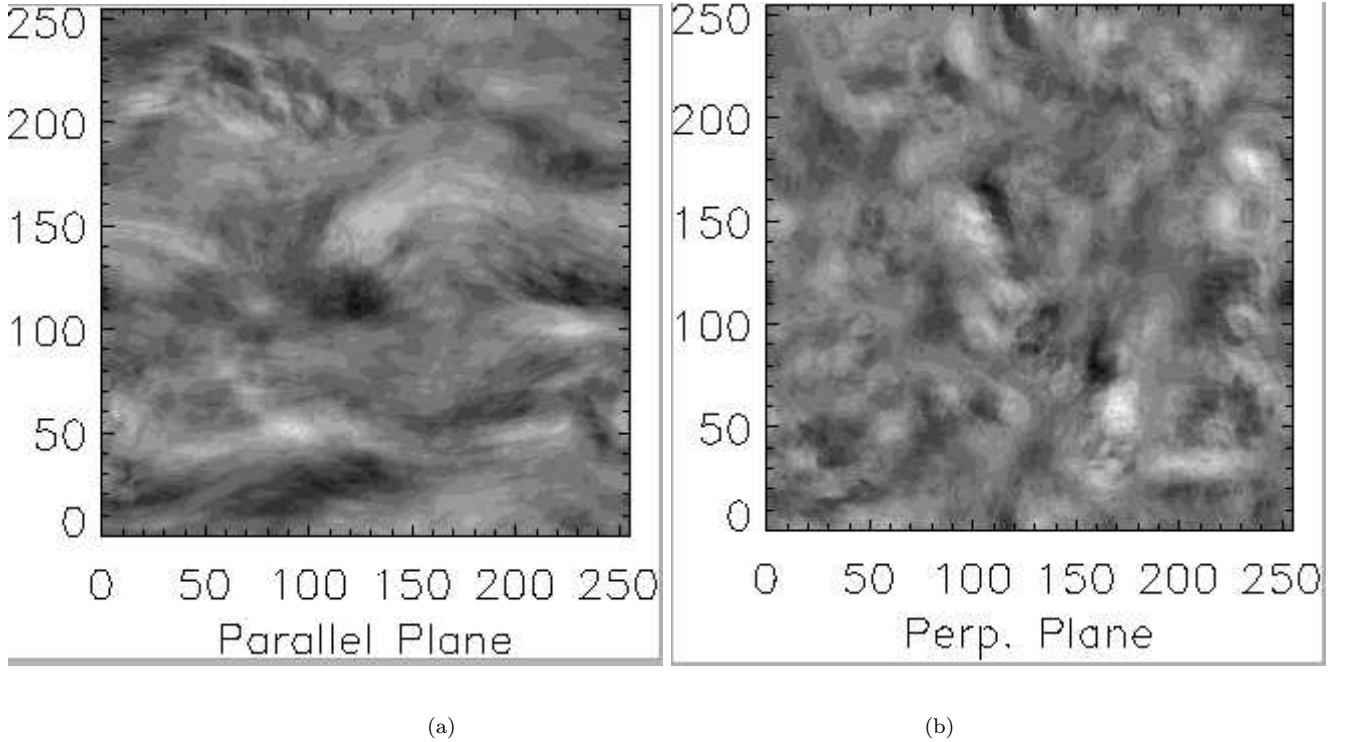


FIG. 4.— Anisotropy of \mathbf{E} field. Comparison of anisotropy of $\oint \mathbf{E} \cdot d\mathbf{l} = \int_{r_g} \nabla \times \mathbf{E} \cdot d\mathbf{s}$ parallel (panel (a)) and perpendicular (panel (b)) to magnetic field ($r_g=8$). The mean field \mathbf{B}_0 is along the horizontal axis in (a) and perpendicular to the plane in (b).

When particle distribution is isotropic, we do not have net acceleration (see eq. (53)) by large scale eddies. However, as we discussed in the previous subsection, equation

(53) is no longer valid on the mean free path scale.

Here, we use properties of strong MHD turbulence, the simplest case of which is that turbulence is isotropic on

the energy injection scale L and that $B_0 \sim b_L$, where b_L is the rms fluctuating field. For eddies whose parallel size is comparable to the mean free path by pitch-angle scattering, l_{mfp} , particles are accelerated for $\Delta t \sim l_{mfp}/v_{ptl}$, where v_{ptl} is particle velocity. Note that in the absence of fast modes the mean free path may be very large as scattering by Alfvén and slow modes is marginal (Chandran 2000; YL02). The momentum change over the particle's eddy crossing time, $\Delta t \sim l_{\parallel}/v_{ptl}$, is

$$\Delta p \sim (dp_{\perp}/dt)\Delta t \sim p_{\perp}v_{l\parallel}/2v_{ptl}, \quad (55)$$

where we used the acceleration that arises from magnetic field compression (see eq. (49)): $dp/dt \sim pv_{l,slow}/l_{\parallel}$ (see Appendix). Therefore,

$$\begin{aligned} D_p^{incomp} &\sim (\Delta p)^2/\Delta t \sim (p^2v_{L,slow}^2/6v_{ptl}L), \\ &\sim \frac{p^2v_A}{L} \left(\frac{v_{L,slow}}{v_A} \right)^2 \left(\frac{v_A}{6v_{ptl}} \right), \end{aligned} \quad (56)$$

where we used $v_{l\parallel} \sim v_{L,slow}(l/L)^{1/3}$ and $l_{\parallel} \sim L^{1/3}l^{2/3}$. For $v_{L,slow} \sim v_A$, this is $\sim v_A/v_{ptl}$ times smaller than eq. (30) in C03 (see Appendix A). The ratio v_A/v_{ptl} is small for the interstellar medium, since v_A is a few km/sec and v_{ptl} can be as large as the speed of light. However, for a typical solar coronal loop, this ratio is $\sim 1/30$ since $v_A \sim 10^4$ km/sec (see C03). This mechanism is more efficient than particle acceleration by large scale compressive motions by slow modes (§3) in the high- β limit, where the efficiency of the latter goes to zero.

As the interaction happens over the time of ballistic passage of a particle through an eddy it is fast for all the physically interesting cases. Random walk in terms of the applied field may also be applicable, if turbulence scale is less than the mean free path of a particle. This would only decrease the efficiency of the mechanism, however.

7. ACCELERATION BY WEAK TURBULENCE

Although we believe that for most of astrophysical, e.g. interstellar (see Armstrong, Rickett & Spangler 1995), conditions the GS95 scaling of slow modes presents the best-known fit, *weak* turbulence (Galtier et al. 2000) may also arise in astrophysical situations (Saur et al. 2002). In weak turbulence, $v_L \ll v_A$ and turbulent diffusion is very slow. Particle acceleration by anisotropic weak turbulence is useful, as MHD perturbations at large scales may evolve initially along weak turbulent cascade before turning into the strong cascade (see a discussion in Cho, Lazarian & Vishniac 2003). In this section, we consider particle acceleration in weak turbulence. Since large-scale Alfvénic motions do not accelerate particles, we discuss slow and fast modes. We assume weak turbulence in compressible medium follows similar scalings as in incompressible one, which is a non-trivial conjecture for low- β medium.

7.1. Incompressible limit: betatron acceleration

In incompressible limit the slow modes become pseudo-Alfvénic perturbations that move with the Alfvén velocity. We should keep in mind that for weak turbulence slow mode perturbations have velocities substantially less than the Alfvén velocity. To calculate D_p in weak turbulence, we can still use the relation $\Delta p \sim (dp/dt)\Delta t \sim (pv_{l,slow}/l_{\parallel})(l_{\parallel}/v_{ptl})$ and $\Delta t \sim l_{\parallel}/v_{ptl}$

(see eq. (55)). However, anisotropy and scaling of $v_{l\parallel}$ are different. Weak turbulence has an extreme anisotropy, $l_{\parallel} = \text{constant}$, and $v_l \sim l^{1/2}$ (Galtier et al. 2000). We have

$$\begin{aligned} D_p^{incomp,weak} &\sim (\Delta p)^2/\Delta t \\ &\sim p^2v_{L,slow}^2(l_{mfp}/L)/(6v_{ptl}L_{\parallel}) \\ &\sim \frac{p^2v_A}{L} \left(\frac{v_{L,slow}}{v_A} \right)^2 \frac{l_{mfp}v_A}{L_{\parallel}v_{ptl}}, \end{aligned} \quad (57)$$

where we used $l_{\parallel} \sim L_{\parallel}$. This is smaller than $D_p^{incomp,strong}$ in eq. (56) by a factor of $\sim l_{mfp}/L$ if $L_{\parallel} \sim L$.

7.2. Slow modes: fast diffusion limit in compressible fluid

The acceleration processes by weak and strong turbulence in the fast diffusion limit are very similar. As in §4.1 consider $D_{\parallel} \gg Lc_s$, where c_s is the propagation speed of the slow wave and depends on the plasma β : $c_s \sim v_A$ for high- β and $c_s \sim a$ (=sound speed) for low- β , where we ignored the angle dependence for simplicity. Inserting

$$\Delta p \sim (pv_{l,slow}/l_{\parallel})(l_{\parallel}^2/D_{\parallel}) \sim pv_{l,slow}l_{\parallel}/D_{\parallel} \quad (58)$$

and

$$\Delta t \sim l_{\parallel}^2/D_{\parallel} \quad (59)$$

into $D_p \sim (\Delta p)^2/\Delta t$, we get

$$D_{p,l} \sim p^2v_{l,slow}^2/D_{\parallel}, \quad (60)$$

which is largest on the outer scale.

When we take into account multiple re-entry of the particle to the same eddy, we need to multiply D_p above by $N_w \sim \min\{\sqrt{D_{\parallel}\tau_{l,rand}}/l, M_{l,slow}\}$, where $\tau_{l,rand}$ is the eddy randomization time of the slow modes on scale l . In weak turbulence, $\tau_{l,rand} \sim \chi^{-2}t_{l,wave} \sim t_{l,eddy}^2/t_{l,wave} \propto l$, where $\chi = b_l l_{\parallel}/B_0 l \sim t_{l,wave}/t_{l,eddy}$ (GS95) and we used $t_{l,eddy} \sim l/v_l \sim l^{1/2}$ and $t_{l,wave} = l_{\parallel}/c_s = \text{constant}$. Here b_l is strength of the fluctuating field on scale l . Therefore the first term in the parenthesis is proportional to $\sim l^{-1/2}$. On the other hand, the second term, which describes the characteristic scale of field line divergence, should decrease when l decreases. The reason is as follows: the separation of field lines will show a random-walk behavior on scales larger than l . For a single eddy on the outer scale, separation of two adjacent field lines is $\sim L_{\parallel}b/B_0$, which will be the average path of the random walk. To reach the distance of L , we need $\sim (LB_0/L_{\parallel}b)^2 \sim \chi_L^{-2}$ steps, where χ_L is χ evaluated on the outer scale. Therefore, the second term in the parenthesis, $M_{l,slow}$, evaluated on the outer scale is $\sim \chi_L^{-2}$. On the other hand, weak turbulence will show transition to strong turbulence deep down in the inertial range. We know that the factor $M_{l,slow}$ is of order unity when turbulence is strong. To summarize, the factor $M_{l,slow}$ is very large on the outer scale and order unity deep down in the inertial range. The most logical conclusion from this is that the factor $M_{l,slow}$ decreases as l decreases. As the result, the product of the momentum diffusion coefficient in eq. (60) and the factor N_w decreases as l decreases.

Therefore, the efficiency of particle acceleration is largest on the outer scale. On the outer scale, the factor N is

$$N_w \sim \min\{\sqrt{D_{\parallel}\chi_L^{-2}t_{L,wave}/L}, \chi_L^{-2}\} \\ \sim \min\{\chi_L^{-1}\sqrt{t_{L,wave}/t_{L,diff}}, \chi_L^{-2}\} \quad (61)$$

Note that $\chi_L \ll 1$ in weak turbulence. The first term is smaller when $t_{L,diff} > \chi^2 t_{L,wave}$. The net diffusion coefficient is

$$D_p \sim p^2(v_{L,slow}^2/D_{\parallel})N_w, \quad (62)$$

where the factor $N_w \gg 1$.

All in all, in the fast diffusion limit the acceleration efficiency is increased by the factor of N_w which is larger than the factor N for the strong turbulence. However, while for strong turbulence the injection velocity may be of the order of Alfvén one, for weak turbulence the injection velocity should be smaller than v_A .

7.3. Slow modes: slow diffusion limit in compressible fluid

In this subsection, we consider $D_{\parallel} \ll Lc_s$. As we discussed in earlier sections, as long as $D_{\parallel} \ll l_{\parallel}c_s$, random walk-like behavior is suppressed. The random walk-like behavior is fully recovered only for the eddies that satisfy $D_{\parallel} \sim l_{\parallel}c_s$. For slow and fast modes in strong turbulence, it is possible to find such eddies. However, since l_{\parallel} is constant in weak turbulence, it is *not* possible to find such a scale that satisfy $D_{\parallel} \sim l_{\parallel}c_s$. Therefore, acceleration of particles by large-scale motions is inefficient in weak turbulence when diffusion is slow.

As we mentioned earlier, down the inertial range weak turbulence undergoes a transition to the strong one as k_{\perp} increases. The acceleration by such turbulent motions is given by eq. (25) for low- β plasma and eq. (28) for high- β plasma where the velocity of slow modes at the transition to the regime of strong turbulence should be used.

7.4. Fast modes: slow and fast diffusion limits

Acceleration that is induced by fast modes in weak turbulence is analogous to the acceleration by fast modes in strong turbulence. Therefore the momentum diffusion coefficient in *fast diffusion limit* is given again by eq. (31), but instead of multiplying it by the factor N , as in the case of strong turbulence we should multiply it by a larger factor N_w to account for a higher probability of a particle to return back to the compressive eddy. For slow diffusion limit, the contribution by large scale eddies is given by eq. (10) and therefore sub-dominant. This is due to the fact that for weak turbulence the turbulent diffusion is slow. The actual contribution to acceleration in the slow diffusion limit is made by eddies with size $l \sim D_{\parallel}/c_f$. The amplitude of the fast modes depends on the properties of driving.

8. ACCELERATION BY PITCH-ANGLE SCATTERING

Here we consider acceleration by pitch-angle scattering. We do not need to know detailed physics of pitch-angle scattering. However, we assume that characteristic propagation speed of the scattering agent is $\sim v_A$. When the other velocities are involved, appropriate correction

is needed. Pitch-angle scattering is possible by both compressible and incompressible motions. In most cases, this is the scattering that determines the particle mean free path and the D_{\parallel} .

When a particle interacts resonantly with small-scale waves, both the pitch-angle, the angle between momentum \mathbf{p} and \mathbf{B}_0 , and the particle momentum change (Jokipii 1966; Skilling 1975; Schlickeiser & Achatz, 1993; see also Shalchi et al. 2004). This pitch-angle scattering results in a diffusion process in momentum space and the particle distribution function f follows

$$\frac{\partial f}{\partial t} = \frac{\partial}{\partial \mu} \left(D_{\mu\mu} \frac{\partial f}{\partial \mu} \right) + \frac{\partial}{\partial \mu} \left(D_{\mu p} \frac{\partial f}{\partial p} \right) \\ + \frac{1}{p^2} \frac{\partial}{\partial p} \left[p^2 \left(D_{p\mu} \frac{\partial f}{\partial \mu} + D_{pp} \frac{\partial f}{\partial p} \right) \right] \quad (63)$$

(Schlickeiser & Achatz 1993), where $\mu = \cos \theta$ and θ is the pitch-angle.

The standard assumption for the studies of the acceleration by large scale compressions (see P88, C03) is that the diffusivity arises from the pitch-angle scattering, while the D_{pp} arises from the large-scale compressions. However, it is easy to see that this is not true. Indeed, the pitch-angle scattering frequency is

$$\nu = 2D_{\mu\mu}/(1 - \mu^2). \quad (64)$$

The μ -averaged momentum scattering coefficient D_p is

$$D_p^{pitch} \sim \int_{-1}^1 d\mu D_{pp} \quad (65)$$

for isotropic particle distribution. In general, the momentum diffusion coefficient D_{pp} is $\sim p^2(v_A/v_{ptl})^2$ times the pitch-angle diffusion coefficient $D_{\mu\mu}$: $D_{pp} \sim p^2(v_A/v_{ptl})^2 D_{\mu\mu}$ (Skilling 1975; Chandran 2000; YL02). In fact, there is a simple interpretation for this: during each back-scattering, the fractional momentum change $\Delta p/p$ is $\sim v_A/v_{ptl}$. Therefore, roughly speaking,

$$D_p^{pitch} \sim p^2(v_A/v_{ptl})^2 \int_{-1}^1 d\mu D_{\mu\mu} \sim p^2(v_A/v_{ptl})^2 \nu, \quad (66)$$

where we assumed $\int d\mu D_{\mu\mu} \sim \int d\mu D_{\mu\mu}/(1 - \mu^2)$. More precisely speaking,

$$D_p^{pitch} = 4p^2 \left(\frac{v_A}{v_{ptl}} \right)^2 \left\langle \frac{1 - \mu^2}{2} \frac{\nu_+ \nu_-}{\nu_+ + \nu_-} \right\rangle, \quad (67)$$

where the angled bracket $\langle \dots \rangle$ indicates an average over the pitch-angle cosine μ and ν_+ and ν_- are the pitch-angle scattering rates by waves moving parallel and anti-parallel to \mathbf{B}_0 , respectively (Skilling 1975). This equation reduces to eq. (66) when $\nu_+ = \nu_-$, which means that parallel and anti-parallel waves have equal power. In other words, eq. (66) is valid when turbulence is balanced. Note that D_p is smaller than that in eq. (66) when turbulence is imbalanced. Noting $\nu \sim v_{ptl}^2/D_{\parallel} \sim v_{ptl}/l_{mfp}$, we can rewrite eq. (66) as

$$D_p^{pitch} \sim p^2(v_A/v_{ptl})^2 \nu \\ \sim p^2(v_A/v_{ptl})^2 v_{ptl}/l_{mfp} \sim p^2 v_A^2 / (v_{ptl} l_{mfp}) \\ \sim \frac{p^2 v_A}{L} \frac{L v_A}{l_{mfp} v_{ptl}}. \quad (68)$$

Alfven, slow and fast modes contribute to pitch angle scattering. However, due to inefficiency of scattering by Alfven and slow modes the corresponding l_{mfp} is very large. Therefore the fast modes dominate pitch-angle scattering. The pitch-angle scattering is comparable to slow or fast modes acceleration by large scale compressions in fast diffusion limit and dominates them in slow diffusion limit in the absence of shock compression. However, in case particles are scattered by a static magnetic field, e.g. magnetic mirrors created by molecular clouds (see Chandran 2001), the pitch-angle scattering will not accelerate particles efficiently.

Pitch-angle scattering also occurs in weak turbulence. To calculate D_p , we can use eq. (68). However, the pitch-angle scattering efficiency, hence l_{mfp} , is less than that in strong turbulence because anisotropy is more pronounced and fluctuation of magnetic field is smaller in weak turbulence. Weak turbulence in fast diffusion limit is dominated by large-scale non-resonance acceleration given by eq. (62).

Transit Time Damping (TTD) and gyroresonance both produce pitch angle scattering⁹.

Gyroresonance is based on the resonance between the frequency of gyrations and the frequency at which the particle meets bumps in the magnetic field. Therefore sufficiently small scales matter. The TTD is essentially Cherenkov-type interaction, which allows interactions of particles with large-scale turbulence. As the result, TTD is important for the situations when turbulence is damped at small scales. Note, that TTD, unlike gyroresonance, requires compressions and therefore is inefficient for Alfvénic perturbations.

At any rate, we expect that the effect of TTD is very similar to that of gyroresonance scattering¹⁰. For instance, D_{pp} is $\sim p^2(v_A/v_{ptl})^2$ times the pitch-angle diffusion coefficient $D_{\mu\mu}$: $D_{pp}^{TTD} \sim p^2(v_A/v_{ptl})^2 D_{\mu\mu}^{TTD}$ (Yan & Lazarian 2004).

A frequent argument against the TTD is that such mechanism accelerates the particles along the magnetic field and therefore gets quickly saturated as the fraction of modes available for acceleration decreases. Two effects act to counteract this, however. First of all, magnetic field wandering (see Lazarian & Vishniac 1999) changes the direction of magnetic field in respect of wavevectors of fast modes. Moreover, the anisotropic distribution with particles moving mostly along magnetic field lines is subjected to instabilities that will randomize particles. We

⁹ Formally speaking both TTD and gyroresonance are given by the same condition (see Melrose 1968): $\omega - k_{\parallel}v_{\parallel} - n\Omega/\gamma$, where frequency ω and a wavevector component parallel to magnetic field k_{\parallel} are the characteristics of the magnetic turbulence, while v_{\parallel} and Ω are, respectively, the component of particle velocity parallel to magnetic field and gyroresonance frequency of the particle. The peculiar feature of the TTD is that it corresponds to $n = 0$ and therefore does not depend on particle frequency. This entails substantial differences. In terms of calculations, for instance, while the contributions from large-scale MHD motions are unphysical for gyroresonance, as those would violate the adiabatic invariant conservation (Chandran 2000; Yan & Lazarian 2003; Shalchi, Yan & Lazarian 2005), they should be accounted for in TTD calculations (YL02).

¹⁰ TTD, unlike gyroresonance, does not randomize the distribution of particles. Instead, it increases the parallel particle velocity and does not change the perpendicular velocity. However, this eventually should result in instabilities that randomize particle velocities.

note that, while TTD may be also driven by large-scale compressions, it is different from the large-scale stochastic mechanisms we deal for the most part of the paper. It does require a rather coherent interaction with the Fourier component of the random field. A particle surfs over the wave rather than bounces back and forth within a compressed region.

9. COMPARISON OF ACCELERATION MECHANISMS

Above we discussed different mechanisms of particle acceleration that make use of turbulence. These mechanisms can be roughly divided into two groups: pitch-angle, which include gyroresonance as well as TTD and non-resonant mechanisms that rely on large-scale compressions. Dealing with the second group of mechanisms we obtained the acceleration rates for compressible (fast and slow) modes in both weak and strong turbulence, considered limits of slow and fast particle diffusion. In addition, we showed that, the compressions of magnetic field in incompressible fluid can still provide acceleration of particles over their mean free path.

We summarize the results for strong MHD turbulence in Table 1. When $v_A \sim v_{L,slow} \sim v_{L,fast}$, we have

$$D_p^{incom} < D_p^{slow} \lesssim D_p^{fast} \lesssim D_p^{pitch}. \quad (69)$$

Relative magnitude of D_p^{pitch} and $D_p^{supersonic}$ varies. In slow diffusion limit (i.e. $t_{L,diff} > t_{L,eddy}$), depending on the value of Q_{TD} , D_p^{slow} can be larger than D_p^{fast} or D_p^{pitch} . However, since the factor Q_{TD} is no larger than a logarithmic factor, we do not consider the possibility seriously. Noting

$$\left(\frac{Lv_A}{l_{mfp}v_{ptl}}\right) \sim \left(\frac{t_{L,diff}}{t_{L,eddy}}\right), \quad (70)$$

we find that the momentum diffusion coefficient is no less than

$$D_p \sim p^2 v_A / L \quad (71)$$

for slow diffusion limit. In this limit, D_p^{pitch} is larger than D_p^{slow} or D_p^{fast} . On the other hand, in fast diffusion limit, D_p^{slow} , D_p^{fast} , and D_p^{pitch} are all similar and they can be less than $p^2 v_A / L$.

In slow diffusion limit, when we ignore the Q_{TD} factor, slow modes are less efficient than fast modes. This is because slow modes have longer wave periods (see Appendix B). As we mentioned earlier, $D_p \sim p^2(\Delta p)^2/\Delta t$. Let us consider $\beta \sim 1$ case. For slow modes $\Delta p \sim p(\nabla \cdot \mathbf{v}_l)\Delta t \sim p(v_l/l_{\parallel})(l_{\parallel}/v_A) \sim pv_{l,slow}/v_A$. For fast modes $\Delta p \sim p(\nabla \cdot \mathbf{v}_l)\Delta t \sim p(v_l/l)(l/v_A) \sim pv_{l,fast}/v_A$, where we used $c_f \sim v_A$. Therefore, there is no big difference in $(\Delta p)_{slow}$ and $(\Delta p)_{fast}$. However, they have different Δt . For slow modes, we have $\Delta t \sim l_{\parallel}/v_A$ (GS95). For fast modes, we have $\Delta t \sim l/v_A$ because fast modes are wave-like. Since $l_{\parallel} \gg l$ on small scales, fast modes have much shorter Δt on small scales. Therefore, fast modes are more efficient.

Since pitch-angle scattering is comparable to or more efficient than slow or fast modes, we estimate the value of D_p^{pitch} for various astrophysical objects. We first rewrite the momentum diffusion coefficient by pitch-angle scattering as follows:

$$D_p^{pitch} \sim \frac{p^2 v_A}{L} \left(\frac{t_{L,diff}}{t_{L,wave}}\right), \quad (72)$$

where $t_{L,wave} \sim L/v_A$. From the relation $D_p \sim (\Delta p)^2 / \Delta t \sim p^2 / \tau_{acc}$, we can define the acceleration time as follows:

$$\tau_{acc} \equiv \frac{p^2}{D_p} \quad (73)$$

which is the timescale for doubling the momentum. The results are given in Table 2.

10. DISCUSSION

Our calculations in the paper above reveal that in fast diffusion limit, namely, when a particle diffuses away from a compression on the time scale less than the relevant crossing time, weak and slow turbulence accelerates particles in very similar way. The most notable difference between the two types of turbulence is that the particle is more likely to return back to the compression created by weak turbulence. At the same time, in the slow diffusion limit the differences in acceleration by weak and strong turbulence are substantial. They stem from both the difference in turbulent scaling and from the differences in turbulence diffusivity.

Our study allows to answer a number of important questions, e.g. we can answer the question we posed at the beginning of our paper. For instance, similar to the case of scattering discussed in YL02, fast modes should dominate particle acceleration (cf. C03). We find that in many cases small scale turbulent motions (comparable with the particle gyroradius) that scatter particles also accelerate the particles more efficiently than the turbulent motions at large scales. TTD which is also efficient for acceleration of particles but utilizes both small scale and large scale compressions does not explicitly rely on particle randomization through scattering. Unlike the TTD, the stochastic mechanisms that deal with large scale motions do rely on scattering. Therefore, in many instances it is enough to limit the studies of MHD turbulent acceleration to gyroresonance and TTD (see Petrosian, Yan & Lazarian 2005). The particular cases when alternative mechanisms of stochastic acceleration are important will be discussed elsewhere.

Similarly to the study in Yan & Lazarian (2004) we assumed above that the turbulent energy is being injected at the large scales and it cascades to small scales. One of us (AL) studies currently a possibility of an additional energy injection that happens at small scales and the effects of this on cosmic ray. For instance, streaming instability (see Cesarsky 1980) may be a source of injection of energy in the form of waves (see YL02, Farmer & Goldreich 2004, Yan & Lazarian 2004). In this case, Alfvénic motions would be more efficient in scattering compared to the predictions in YL02. Moreover, the gyroresonance acceleration by such motions will be also efficient.

For the scattering calculations in Yan & Lazarian (2004) the plasma damping effects were systematically taken into account and proven to be very important. In our present paper the damping of turbulence is only implicitly present through our defining of the scales where turbulence is present and through the mean free path of the particle l_{mfp} . For many of the discussed mechanisms the damping is unimportant as they are based on the interactions with large-scale fluctuations. However, for the gyroresonance the damping is important and the results from Yan & Lazarian (2004) can be applied directly.

The results that we obtained in the paper are order of magnitude only. Although calculations for gyroresonance and TTD acceleration using quasi-linear theory are available (see Yan & Lazarian 2004) we did not use more precise formulae. The merit of our work is that it provides a rough comparison between different mechanisms of stochastic acceleration, allows us to define the dominant processes of stochastic acceleration, and determines the necessary conditions for the different mechanisms to operate. We believe our rough treatment may be justified and considered adequate for many purposes in view of various uncertainties of the model of turbulence. For instance, an uncertainty arises from determining the amplitudes of turbulent perturbations. Indeed, the acceleration is caused by slow and fast modes, while usually only total velocity dispersion is available through observations (see Lazarian & Pogosyan 2000, 2004 and references therein). Yet extra uncertainties stem from the uncertainty of the injection scale and the scale of transition from weak to strong turbulence, if this transition takes place.

We hope that some of the uncertainties can be clarified. For instance, potentially compressible and incompressible motions can be separated by statistical analysis of spectral line variations (Lazarian & Esquivel 2003, Esquivel & Lazarian 2005). Observational studies of magnetic field intensities and further progress in theory of MHD turbulence should make the transition from weak to strong turbulence more certain. Therefore a more precise treatment of the acceleration processes would be welcome in future.

In the paper we discussed the acceleration by Alfvén, slow and fast MHD modes. The possibility of considering these MHD modes separately from the rest of the MHD cascade stems from the scaling formulae in CL03 that shows that the energy exchange between different MHD modes drops along the cascade.

Our results show that some issues in the earlier studies of turbulent acceleration require revisions. For instance, the non-resonant acceleration in the slow diffusion limit is in general more efficient than in P88. In addition, fast modes are usually more important for acceleration than slow modes (cf. C03). Moreover, it is not good to disregard resonant acceleration while considering the non-resonant one. The scattering that is required by the non-resonant acceleration provides the acceleration rates that are usually comparable or larger than those arising from the non-resonant processes.

We believe that the importance of the stochastic acceleration is underestimated in the literature. It looks that this sort of acceleration is important at least for Solar flares, clusters of galaxies and gamma-ray bursts (see Petrosian 2001; Lazarian et al. 2002; Brunetti et al. 2004; Petrosian, Yan & Lazarian 2005; Brunetti & Blasi 2005). In addition, stochastic acceleration can also be important for acceleration of the particles within the turbulent reconnection regions (see Lazarian 2005).

We also mention that the particle acceleration mechanisms discussed above are applicable not only to energetic particles, but also to charged dust grains. Resonant scattering and TTD were applied to charged dust grains in Yan & Lazarian (2003). Because of the relatively small velocities of dust grains, the factor $(v_A/v_{ptl})^2$ is usually larger than 1. Therefore the gyroresonance and TTD

acceleration are more efficient than scattering and randomization of grains, and the resonant processes dominate the MHD acceleration of dust grains. In many cases, due to inefficient magnetic scattering, the mean free path of the grain is determined by gaseous or plasma damping. Such a motion is mostly ballistic with the adiabatic invariant of the grain conserved. As a result, the large scale compressions change grain velocities by a factor of order unity.

All the results above assume turbulence where random motions are homogeneously distributed in space. Turbulence intermittency should affect the distribution function of the accelerated particles. This issue, however, is beyond the scope of the present paper.

11. SUMMARY

We have studied particle acceleration by weak and strong MHD turbulence. We considered both case when the particle diffusion is slow and fast compared to the life-time of a compressible perturbation.

1. Efficiency of particle acceleration depends upon turbulence being strong or weak at the injection scale

2. Pitch-angle scattering in most cases dominates cosmic ray acceleration when particle diffusion is slow.

3. Pitch-angle scattering, slow modes, and fast modes give similar acceleration efficiency when particle diffusion is fast.

4. Turbulent diffusion arising from hydromagnetic motions allows more efficient non-resonant acceleration when particle diffusion is slow.

5. For strong turbulence, fast modes dominate the non-resonant acceleration.

6. High compressions arising in super-sonic MHD turbulence increase efficiency of non-resonant particles acceleration.

7. Incompressible MHD turbulence can provide non-resonant acceleration of particles over mean free paths.

We thank Huirong Yan and Andrey Beresnyak for useful suggestions. We are grateful to Ben Chandran for elucidating discussions of the issue of the parallel momentum loss and for John Mathis for reading the manuscript. The research was supported by NSF grant ATM 0312282 and the NSF Center for Magnetic Self Organization in Laboratory and Astrophysical Plasmas. JC's study was financially supported by research fund of Chungnam National University in 2005.

APPENDIX

CALCULATION OF D_p

D_p from anisotropic slow modes

Chandran & Maron (2004b) considered particle acceleration by strong turbulence. They assumed that the eddy turnover time $t_{eddy} \sim L/v_L$ is less than the particle diffusion time $t_{diff} \sim L^2/D$, i.e. that the particles can diffuse out of an eddy before it is randomized. The corresponding $\Delta t = t_{diff}$ and $\nabla \cdot \mathbf{v}_L \sim v_L/L$ and obtained (see §2.1)

$$D_p \sim p^2(v_L^2/L^2)(L^2/D) \sim p^2v_L^2/D \sim p^2v_A^2/D, \quad (\text{A1})$$

where $v_L \sim v_A$ is assumed. They observed that, when particles diffuse along magnetic field lines, they can reenter the same outer scale eddy

$$N \sim \min\{\sqrt{D_{\parallel}\tau_{rand}}/L, M\} \quad (\text{A2})$$

times¹¹ before the outer scale is randomized. Here τ_{rand} is the eddy randomization time on the outer scale of turbulence. The factor M is defined as z_s/L , where z_s is the distance along magnetic field lines over which two adjacent magnetic field lines get separated by the distance L . The estimates for this factor range from 1 (Narayan & Medvedev 2001) to 5 or 7 (Chandran & Maron 2004b). Therefore the value of N is no more than a few in strong turbulence. We observe that intrinsic diffusion of particles due to scattering should decrease M , while if turbulence is weak, M should increase.

On the other hand, when $t_{diff} > t_{eddy}$, particles are confined within the eddies until the eddies are randomized. C03 used $\nabla \cdot \mathbf{v}_L \sim v_L/L$ and $\Delta t \sim t_{eddy} (\sim L/v_L)$ for outer scale eddies and obtained

$$D_p \sim p^2(v_L^2/L^2)(L/v_L) \sim p^2v_L/L \sim p^2v_A/L \quad (\text{A3})$$

(see also §2.1). C03 claimed that the small scale structure of slow mode turbulence is also important when $d_{min}v_A \ll D_{\parallel} \ll Lv_A$, where v_A is the Alfvén speed and d_{min} is either the parallel size of eddies at the dissipation scale or the mean free path of the cosmic rays, whichever is larger. Particle diffusion time is smaller than the eddy turnover time at the outer scale L and larger than that at the scale d_{min} . For eddies whose parallel size is larger than D_{\parallel}/v_A , particles are confined within the eddies until the eddies are randomized. For such eddies, we note that $\nabla \cdot \mathbf{v}_{l,slow} \sim (v_{l,slow}/l)(\hat{\mathbf{k}} \cdot \xi_s) \sim v_{l,slow}/l_{\parallel}$ (see Appendix B1 for details) and $\Delta t \sim l_{\parallel}/v_A$ (GS95). Therefore (see eq. (4)),

$$D_{p,l}^{C03} \sim (\Delta p)^2/\Delta t \sim (p^2v_{l,slow}^2/v_A l_{\parallel}) \sim (p^2v_{L,slow}^2/v_A L), \quad (\text{A4})$$

where we used $v_{l_{\parallel}} \sim v_{L,slow}(l/L)^{1/3}$ and $l_{\parallel} \sim L^{1/3}l^{2/3}$. Each eddy whose parallel size is between D_{\parallel}/v_A and L makes an equal contribution to D_p . Since there are roughly $\int dl/l \sim \ln(Lv_A/D_{\parallel})$ eddies in the parallel size range, the sum

¹¹ The first term on the right is due to diffusion process. For a diffusion process, we can use the relation, $d^2 \sim D_{\parallel}\Delta t$, where d is the average distance the particle travels through diffusion. During one eddy turnover time of the outer scale, L/v_L , the test particle can travel $d \sim \sqrt{D_{\parallel}L/v_L}$. The number we are looking for is $d/L \sim \sqrt{D_{\parallel}/Lv_L} \sim \sqrt{D_{\parallel}L/v_L}/L$.

TABLE 1
SUMMARY OF D_p

D_p	Estimates	Properties of fluid	Eq.
D_p^{incomp}	$\sim \frac{p^2 v_A}{L} \left(\frac{v_{L,slow}}{v_A} \right)^2 \left(\frac{v_A}{v_{ptl}} \right)$	incompressible fluid	(56)
D_p^{slow}	$\sim \frac{p^2 v_A}{L} \left(\frac{v_{L,slow}}{v_A} \right)^2 \left(\frac{Lv_A}{l_{mfp} v_{ptl}} \right)$	slow modes, low- β ^{a)} , $t_{L,diff} \leq t_{L,eddy}$ ^{b)}	(12)
	$\sim \frac{p^2 v_A}{L} \left(\frac{v_{L,slow}}{v_A} \right)^2 Q_{TD}$ ^{c)}	slow modes, low- β , $t_{L,diff} \geq t_{L,eddy}$	(25)
	$\sim \frac{p^2 v_A}{L} \left(\frac{v_{L,slow}}{v_A} \right)^2 \left(\frac{Lv_A}{l_{mfp} v_{ptl}} \right) \beta^{-2}$	slow modes, high- β , $t_{L,diff} \leq t_{L,eddy}$	(27)
	$\sim \frac{p^2 v_A}{L} \left(\frac{v_{L,slow}}{v_A} \right)^2 \beta^{-2} Q_{TD}$	slow modes, high- β , $t_{L,diff} \geq t_{L,eddy}$	(28)
D_p^{fast}	$\sim \frac{p^2 v_A}{L} \left(\frac{v_{L,fast}}{v_A} \right)^2 \left(\frac{Lv_A}{l_{mfp} v_{ptl}} \right)$	fast modes, all- β , $t_{L,diff} \leq t_{L,wave}$	(31)
	$\sim \frac{p^2 v_A}{L} \left(\frac{v_{L,fast}}{v_A} \right)^2 \left(\frac{Lv_A}{l_{mfp} v_{ptl}} \right)^{1-2m}$	fast modes, low- β , $t_{L,diff} \geq t_{L,wave}$	(40)
	$\sim \frac{p^2 v_A}{L} \left(\frac{v_{L,fast}}{v_A} \right)^2 \left(\frac{Lv_A}{l_{mfp} v_{ptl}} \right)^{1-2m} \beta^{-m}$	fast modes, high- β , $t_{L,diff} \geq t_{L,wave}$	(41)
D_p^{pitch}	$\sim \frac{p^2 v_A}{L} \left(\frac{Lv_A}{l_{mfp} v_{ptl}} \right)$	pitch-angle scattering	(68)
$D_p^{supersonic}$	$\sim \frac{p^2 v_A}{L} \left(\frac{v_L}{v_A} \right) M_s^{2\gamma}$	super-sonic fluids ^{d)}	(43)

^{a)}The plasma β is defined by the ratio of the gas pressure and the magnetic pressure: $\beta = P_g/P_{mag} (= a^2/v_A^2$ for isothermal gas), where a is the sound speed and v_A the Alfven speed. The value of m is related to the scaling of fast mode: $v_{l,fast} \sim v_{L,fast}(l/L)^m$.

^{b)}Eddy turnover time at the outer scale L is $t_{L,eddy} \sim L/v_A$; diffusion time at the scale is $t_{L,diff} \sim L^2/D_{\parallel} \sim L^2/l_{mfp} v_{ptl}$; wave period at the outer scale is $t_{L,diff} \sim L/c_f$, where c_f is the propagation speed of fast modes. Note that $t_{L,diff}/t_{L,eddy} \sim Lv_A/D_{\parallel} \sim Lv_A/l_{mfp} v_{ptl}$; $t_{L,diff}/t_{L,wave} \sim Lc_f/D_{\parallel} \sim Lc_f/l_{mfp} v_{ptl}$. Here l_{mfp} is the mean free path of particle back-scattering by pitch-angle scattering.

^{c)} $Q_{TD} \sim 1$ when turbulent diffusion is slow and $Q_{TD} \sim \ln(Lv_A/D_{\parallel})$ when it is fast.

^{d)}The parameter γ is related to the compression rate of the fluid: M_s^{γ} is the ratio of the density in a typical compressed region and average density, where M_s is the sonic Mach number. We expect $\gamma < 2$ in MHD supersonic turbulence, while $\gamma \sim 2$ in hydrodynamic counterpart.

TABLE 2
ESTIMATES OF D_p

Astrophysical fluids	Estimates of D_p^{pitch} ^{a)}	Estimates of τ_{acc} ^{b)}
Solar flares	$(2 \text{ s}^{-1}) p^2 \left(\frac{v_A}{10^4 \text{ km/sec}} \right) \left(\frac{5000 \text{ km}}{L} \right) \left(\frac{t_{L,diff}}{t_{L,wave}} \right)$	$0.5 \text{ s} \left(\frac{10^4 \text{ km/sec}}{v_A} \right) \left(\frac{L}{5000 \text{ km}} \right) \left(\frac{t_{L,wave}}{t_{L,diff}} \right)$
ICM	$(3 \times 10^{-8} \text{ yrs}^{-1}) p^2 \left(\frac{v_A}{300 \text{ km/sec}} \right) \left(\frac{10 \text{ kpc}}{L} \right) \left(\frac{t_{L,diff}}{t_{L,wave}} \right)$	$3 \times 10^7 \text{ yrs} \left(\frac{300 \text{ km/sec}}{v_A} \right) \left(\frac{L}{10 \text{ kpc}} \right) \left(\frac{t_{L,wave}}{t_{L,diff}} \right)$
Gamma-ray bursts	$(30 \text{ s}^{-1}) p^2 \left(\frac{v_A}{3 \times 10^6 \text{ km/sec}} \right) \left(\frac{1000 \text{ km}}{L} \right) \left(\frac{t_{L,diff}}{t_{L,wave}} \right)$	$0.03 \text{ s} \left(\frac{3 \times 10^6 \text{ km/sec}}{v_A} \right) \left(\frac{L}{1000 \text{ km}} \right) \left(\frac{t_{L,wave}}{t_{L,diff}} \right)$
Galactic halo ^{c)}	$(10^{-6} \text{ yrs}^{-1}) p^2 \left(\frac{v_A}{100 \text{ km/sec}} \right) \left(\frac{100 \text{ pc}}{L} \right) \left(\frac{t_{L,diff}}{t_{L,wave}} \right)$	$10^6 \text{ yrs} \left(\frac{100 \text{ km/sec}}{v_A} \right) \left(\frac{L}{100 \text{ pc}} \right) \left(\frac{t_{L,wave}}{t_{L,diff}} \right)$

^{a)} $D_p^{pitch} \sim \frac{p^2 v_A}{L} \left(\frac{t_{L,diff}}{t_{L,wave}} \right)$

^{b)} $\tau_{acc} \equiv \frac{p^2}{D_p}$

^{c)} For Galactic halo, $l_{mfp} \sim 10^{20} \text{ cm}$ (Yan & Lazarian 2004) for particles with energy larger than $\sim 1 \text{ GeV}$. The diffusion time is $\sim L^2/(l_{mfp} c) \sim (100 \text{ pc})^2/(l_{mfp} c) \sim 1000 \text{ yrs}$. The wave period is $\sim L/v_A \sim 100 \text{ pc}/100 \text{ km/sec} \sim 10^6 \text{ yrs}$. Cosmic rays in Galactic halo are in fast diffusion limit. We have $t_{L,wave}/t_{L,diff} \sim 10^3$ and $\tau_{acc} \sim 10^9 \text{ yrs}$.

of all contributions from such eddies is

$$D_p^{C03} \sim \frac{p^2 v_A}{6L} \left(\frac{v_{L,slow}}{v_A} \right)^2 \ln \left(\frac{Lv_A}{D_{\parallel}} \right), \quad (\text{A5})$$

which for $v_{L,slow} \sim v_A$ is equal to eq. (30) in C03. Here we ignored constants of order unity. Note that D_p^{C03} given

above does not go to zero when D goes to zero. Therefore, this result is in disagreement with Ptuskin's result in eq. (8).

Acceleration by electric field arising from slow modes in incompressible limit

In §6, we showed that there is an exact cancellation between energy gain/loss by electric field in the perpendicular directions and adiabatic gain/loss in the parallel directions *when particle distribution is isotropic*. Suppose that, somehow, particle distribution is anisotropic. In this case, we can use eq. (48) for dp/dt and l_{\parallel}/v_A for Δt . Therefore, the resulting D_p will be very similar to those in §3, which means that particle acceleration will be efficient *if* particle distribution is anisotropic.

SCALING OF SLOW AND FAST MODES

Calculation of $\nabla \cdot \mathbf{v}$

In Fourier space, $\nabla \cdot \mathbf{v}$ becomes $i\mathbf{k} \cdot v_{\mathbf{k}} \hat{\xi}$, where $i^2 = -1$, \mathbf{k} is the wave-vector, $v_{\mathbf{k}}$ is the Fourier component of velocity, and $\hat{\xi}$ is the unit vector along the direction of $\hat{\mathbf{v}}_{\mathbf{k}}$. Cho & Lazarian (CL03) showed that

$$\hat{\xi}_s \propto (-1 + \alpha - \sqrt{D})k_{\parallel} \hat{\mathbf{k}}_{\parallel} + (1 + \alpha - \sqrt{D})k_{\perp} \hat{\mathbf{k}}_{\perp}, \quad (\text{B1})$$

$$\hat{\xi}_f \propto (-1 + \alpha + \sqrt{D})k_{\parallel} \hat{\mathbf{k}}_{\parallel} + (1 + \alpha + \sqrt{D})k_{\perp} \hat{\mathbf{k}}_{\perp}, \quad (\text{B2})$$

where $\alpha = a^2/v_A^2 = \beta/2$ for isothermal gas, $D = (1 + \alpha)^2 - 4\alpha \cos^2 \theta$, $\cos \theta = k_{\parallel}/k$, and k_{\perp} is wave number perpendicular to the mean field and k_{\parallel} parallel to it. Hatted vectors are unit vectors. The slow basis $\hat{\xi}_s$ lies between $\hat{\mathbf{k}}_{\parallel}$ and $-\hat{\theta}$. The fast basis $\hat{\xi}_f$ lies between $\hat{\mathbf{k}}_{\perp}$ and $\hat{\mathbf{k}}$. Here overall sign of $\hat{\xi}_s$ and $\hat{\xi}_f$ is not important.

When $\beta \rightarrow 0$, equations (B2) and (B1) becomes

$$\hat{\xi}_s \approx \hat{\mathbf{k}}_{\parallel} - (\alpha \sin \theta \cos \theta) \hat{\mathbf{k}}_{\perp} \rightarrow \hat{\mathbf{k}}_{\parallel}, \quad (\text{B3})$$

$$\hat{\xi}_f \approx (\alpha \sin \theta \cos \theta) \hat{\mathbf{k}}_{\parallel} + \hat{\mathbf{k}}_{\perp} \rightarrow \hat{\mathbf{k}}_{\perp}. \quad (\text{B4})$$

In this limit, $\hat{\xi}_s$ is mostly proportional to $\hat{\mathbf{k}}_{\parallel}$ and $\hat{\xi}_f$ to $\hat{\mathbf{k}}_{\perp}$. When $\alpha \rightarrow \infty$, equations (B2) and (B1) becomes

$$\hat{\xi}_s \approx -\hat{\theta} + (\sin \theta \cos \theta / \alpha) \hat{\mathbf{k}}, \quad (\text{B5})$$

$$\hat{\xi}_f \approx (\sin \theta \cos \theta / \alpha) \hat{\theta} + \hat{\mathbf{k}}. \quad (\text{B6})$$

When $\alpha = \infty$, slow modes are called *pseudo-Alfvenic* modes.

The quantity $\nabla \cdot \mathbf{v}_l$ becomes $\sim (v_l/l) \langle \hat{\mathbf{k}} \cdot \hat{\xi} \rangle$, where $\langle \dots \rangle$ denotes average over Fourier components that have $k \sim 1/l$. For slow modes in low- β plasmas, $\hat{\mathbf{k}} \cdot \hat{\xi}_s \sim \hat{\mathbf{k}} \cdot \hat{\mathbf{k}}_{\parallel} \sim k_{\parallel}/k$ and, therefore,

$$\nabla \cdot \mathbf{v}_{l,slow} \sim v_{l,slow}/l_{\parallel}. \quad (\text{B7})$$

For slow modes in high- β plasmas, $\hat{\mathbf{k}} \cdot \hat{\xi}_s \sim \hat{\mathbf{k}} \cdot (\sin \theta \cos \theta / \alpha) \hat{\mathbf{k}} \sim (k_{\parallel}/k)/\alpha$ and, therefore,

$$\nabla \cdot \mathbf{v}_{l,slow} \sim v_{l,slow}/(\beta l_{\parallel}). \quad (\text{B8})$$

For fast modes

$$\nabla \cdot \mathbf{v}_{l,fast} \sim v_{l,fast}/l \quad (\text{B9})$$

for all values of β . Since $l_{\parallel} \geq l$, the value in eq. (B9) is larger than that in (B7). This explains why fast modes are more efficient in particle acceleration.

Estimates for density fluctuations

In CL03, we provided estimates for density fluctuations in MHD turbulence. In case there are only slow modes, the density fluctuations are

$$(\delta\rho/\bar{\rho})_{slow} \sim v_{L,slow}/a \quad (\text{B10})$$

in low- β plasmas (CL03). However, when Alfven modes are present, slow modes are enslaved by Alfven modes (see discussions in Lithwick & Goldreich 2001). In this case, eq. (B10) is modified to

$$(\delta\rho/\bar{\rho}) \sim v_{L,slow}/v_A, \quad (\text{B11})$$

which is $\sim O(1)$ when $v_{L,slow} \sim v_A$. The contribution from fast modes is $(\delta\rho/\bar{\rho})_{fast} \sim v_{L,fast}/v_A$. Therefore, when $v_{L,fast} < v_{L,slow}$, slow modes dominate density fluctuations in low- β plasmas. Although fast modes can compress more (c.f. eq. (B9)), short time scale, or wave period, of fast modes makes them not so efficient.

In high- β plasmas, fast modes dominate density fluctuations:

$$(\delta\rho/\bar{\rho}) \sim v_{L,fast}/a. \quad (\text{B12})$$

When $v_{L,fast} \sim v_A$, we have $(\delta\rho/\bar{\rho}) \sim 1/\sqrt{\beta}$.

REFERENCES

- Armstrong, J.W., Rickett, B.J., & Spangler, S.R., 1995, ApJ, 443, 209
 Bykov, A. & Toptygin, I. 1982, J. of Geophysics-Zeitschrift fuer Geophysik, 50, 221

- Beresnyak, A., Lazarian, A., & Cho, J. 2005, ApJ, 624, L93
- Brunetti, G., Blasi, P., Cassano, R., & Gabilci, S. 2004, MNRAS, 320, 365
- Brunetti, G. & Blasi, P. 2005, MNRAS, in press
- Cesarsky, C. 1980, ARA&A, 18, 289
- Chandran, B. 2000, Phys. Rev. Lett., 85, 4656
- Chandran, B. 2001, Sp. Sci. Rev., 99, 271
- Chandran, B. 2003, ApJ, 599, 1426 (C03)
- Chandran, B. & Maron, J. 2004a, ApJ, 602, 170
- Chandran, B. & Maron, J. 2004b, ApJ, 603, 23
- Cho, J. & Lazarian, A. 2002, Phys. Rev. Lett., 24, 5001
- Cho, J. & Lazarian, A. 2003, MNRAS, 345, 325 (CL03)
- Cho, J. & Lazarian, A. 2004, in Studying Turbulence Using Numerical Simulations, Stanford, p. 75
- Cho, J. & Lazarian, A. 2005, Theo. Comp. Fluid Mech., 19, 127
- Cho, J., Lazarian, A., Honein, A., Knaepen, B., Kassinos, S., & Moin, P. 2003, ApJ, 589, L77
- Cho, J., Lazarian, A., & Vishniac, E. 2002, ApJ, 564, 291
- Cho, J., Lazarian, A., & Vishniac, E. 2003, in *Turbulence and magnetic fields in astrophysics*, Lect. Notes Phys. Vol. 614, eds. E. Falgarone & T. Passot (Berlin: Springer, 2003), p. 56
- Cho, J. & Vishniac, E. 2000, ApJ, 539, 273
- Farmer, A. & Goldreich, P. 2004, ApJ, 604, 671
- Fermi, E. 1949, Phys. Rev. 75, 1169
- Galtier, S., Nazarenko, S., Newell, A., & Pouquet, A. 2000, J. Plasma Phys., 63, 447
- Goldreich, P. & Sridhar, S. 1995, ApJ, 438, 763 (GS95)
- Higdon, J. C. 1984, ApJ, 285, 109
- Jokipii, R. 1966, ApJ, 146, 480
- Jokipii, R. 1968, ApJ, 152, 997
- Kim, J. & Ryu, D. 2005, ApJL, 630, L45
- Kulsrud, R. & Ferrari, A. 1971, Astrophys. Sp. Sci. 12, 302
- Lazarian, A. 2005, in Magnetic Fields in the Universe, eds. E. Gouveia Dal Pino, G. Lugones, A. Lazarian, AIP 784, p. 42
- Lazarian, A., & Esquivel, A. 2003, ApJ. Lett., 592, 37
- Lazarian, A., Petrosian, V., Yan, H. & Cho, J. 2002, Beaming and Jets in Gamma Ray Bursts, eds. Rachid Ouyed, Copenhagen, p. 45
- Lazarian, A., & Pogosyan D. 2000, ApJ, 573, 720
- Lazarian, A., & Pogosyan D. 2004, ApJ, 616, 943
- Lazarian, A. & Vishniac, E. 1999, ApJ, 517, 700
- Lithwick, Y. & Goldreich, P. 2001, ApJ, 562, 279
- Melrose, D.B., 1968, ApSS, 2, 171
- Montgomery, D., Brown, M. R., & Matthaeus, W. H. 1987, J. Geophys. Res. 92, 282
- Narayan, R. & Medvedev, M. 2001, ApJ, 562, 129
- Padoan, P., Nordlund, A., & Jones, B. 1997, MNRAS, 288, 145
- Padoan, P. & Nordlund, A. 1999, ApJ, 526, 279
- Padoan, P. & Nordlund, A. 2002, ApJ, 576, 870
- Petrosian, V. 2001, ApJ, 557, 560
- Petrosian, V., & Liu, S. 2004, ApJ, 610, 550
- Petrosian, V., Yan, H. & Lazarian, A. 2005, ApJ, submitted
- Ptuskin, V. 1988, Soviet Astron. Lett. 14, 255 (P88)
- Saur, J., Politano, H., Pouquet, A., & Matthaeus, W. 2002, A&A, 386, 699
- Schlickeiser, R. 1989, ApJ, 336, 243
- Schlickeiser, R. & Achatz, U. 1993, J. Plasma Phys., 49, 63
- Schlickeiser, R. & Miller, J. 1998, ApJ, 492, 352
- Shalchi, A., Bieber, J., Matthaeus, W., & Qin, G. 2004, ApJ, 616, 617
- Shalchi, A., Yan, H., & Lazarian A. 2005, MNRAS, 356, 1064
- Shebalin, J. V., Matthaeus, W., & Montgomery, D. 1983, J. Plasma Phys., 29, 525
- Shebalin, J. V., & Montgomery, D. 1988, J. Plasma Phys. 39, 339
- Skilling, F. 1975, MNRAS, 172, 557
- Yan, H. & Lazarian, A. 2002, Phys. Rev. Lett., 89, 281102 (YL02)
- Yan, H. & Lazarian, A. 2003, ApJL, 592, L37
- Yan, H. & Lazarian, A. 2004, ApJ, 614, 757
- Zakharov, V.E. & Sagdeev, A. 1970, Sov. Phys. Dokl., 15, 439
- Zank, G.P. & Matthaeus, W. H. 1992, J. Plasma Phys. 48,85