

Clustering of Primordial Black Holes: Basic Results

James R. Chisholm*

Particle Astrophysics Center, Fermi National Accelerator

Laboratory, Batavia, Illinois 60510-0500, and

Enrico Fermi Institute, University of Chicago, Illinois 60637

(Dated: December 2, 2024)

Abstract

We investigate the spatial clustering properties of primordial black holes (PBHs). With minimal assumptions, we show that PBHs are created highly clustered. They constitute an isocurvature perturbation that is non-linear upon horizon entry. Using the peaks theory model of bias, we compute the PBH two-point correlation function and power spectrum. A consequence of this is that PBHs cannot serve as the majority of dark matter in the universe. We show that this clustering could lead to PBH mergers that spoil the mass-creation time relation.

PACS numbers: 04.70.Bw, 97.60.Lf, 98.80.Cq

*Currently at: Institute for Fundamental Theory, University of Florida, Gainesville, FL 32611-8440;
chisholm@phys.ufl.edu

I. INTRODUCTION

Primordial black holes (PBHs) are a unique probe of cosmology, general relativity, and quantum gravity. PBHs form from the gravitational collapse of density perturbations that are of order unity on the scale of the cosmological horizon [1, 2]. Measurements of the cosmic microwave background (CMB) anisotropy [3] imply that density perturbations at the time of decoupling are much smaller ($\delta_H \approx 10^{-5}$). As such, PBH formation will be cosmologically negligible during and beyond this era. Less constrained are the conditions in the early universe before decoupling, and we cannot preclude the existence of much larger density contrasts which could have formed PBHs.

One topic of interest is the feasibility of PBHs as dark matter (DM). PBHs appear to be an *a priori* good CDM candidate. Formed purely by gravity, they require no special extensions to the Standard Model of Particle Physics (such as supersymmetry), and are predicted on quite generic grounds to form in the early universe [2]. While the smaller masses of PBHs (compared to astrophysical black holes) mean that Hawking radiation is non-negligible, PBHs that are still in the present universe are still “dark” like other BHs.

Because of this, there have been a number of studies of PBHs as CDM in the literature. We can split them roughly into three categories:

QCD PBHs: These are PBHs formed during the QCD phase transition, being a fraction of a solar mass [4, 5]. This was initially attractive as evidence from microlensing events suggested a population of MACHOs in just this mass range. However, in order to produce the correct Ω_m , one needs to invoke a “blue” spectrum ($n > 1$) of perturbations, which is highly disfavored by CMB observations. Further, the evidence that these MACHOS compromise a substantial fraction of DM halos is lessening [6].

“Spiky” PBHs: These are PBHs formed due to the enhancement of power below a certain scale due to features (such as spikes) in the radiation power spectrum [7, 8, 9, 10, 11]. Such a “spiky” power spectrum (a generalization of a “blue” spectrum, where just the power-law slope is changed) can be produced in inflationary models with “plateaus” in the inflationary potential. PBHs created in this manner can exist over a larger range of masses, given the increased freedom in choosing an inflationary model. Included in this class are PBHs created due to perturbation amplification due to preheating [12, 13, 14, 24].

Relic PBHs: These are PBHs of around a Planck mass that exist in some theories

of quantum gravity as the end result of PBH evaporation [15, 16, 17]. As all PBHs with initial masses less than $\sim 10^{15}$ g would have evaporated by the present day, any model that produces a number of light PBHs will leave behind relic PBHs.

The only limits on PBHs with masses above 10^{15} g derive from the requirement that they do not overclose the universe ($\Omega_{PBH} < 1$), so there is a range of PBH masses over which they may serve as DM. Knowing the PBH abundance is necessary, though not sufficient, to fully gauge their feasibility as DM. Also important is the spatial clustering properties, as that too is constrained by CMB and large scale structure (LSS) data, though to date discussions of PBH clustering have been sparse in the literature.

The first discussions of PBH clustering came soon after their “discovery”. A theory was posited by Mészáros [18] where galaxy formation proceeds from the fluctuations in PBH number density. The model does not address how the PBHs are created, but assumes they are around a solar mass and created at or before the QCD phase transition. It claimed that even for PBH fluctuations that are uncorrelated on scales greater than the horizon scale (i.e., Poisson fluctuations only), it would be sufficient to allow for galaxy formation. This model was refuted in [19] (and later expanded upon in [20]), where it was pointed out that the PBH creation process cannot create the “extra” density fluctuations on super-horizon scales that was claimed¹, meaning, PBH perturbations are inherently isocurvature.

Kotok & Naselsky [22] posit a theory where an initial stage (1st generation) of PBH formation leads to an early stage of matter (PBH) domination. PBH clustering then enhances a second stage (2nd generation) of PBH formation due to collapse in this (pressureless) era; specifically, due to the coagulation of PBHs during matter domination. Provided this coagulation is not complete, the remainder of the 1st generation PBHs evaporate (thus, reheating the universe) leaving behind the 2nd generation of PBHs. They claim that with a “blue” spectrum of initial perturbations ($n \geq 1.2$), PBHs of the 2nd generation are overproduced with respect to observational constraints.

While PBH reheating has been considered [23, 24], it can be shown that [25, 26, 27] that the period of PBH domination necessary would lead to the overproduction of (supersymmetric) moduli fields and gravitinos upon their evaporation that contradict the predictions of big bang nucleosynthesis (BBN). While the authors of [22] seem to confuse the distinction

¹ Though see [21] for a refutation of some of the refutations of [19] and [20].

between radiation perturbations and PBH perturbations (see their Equation (11)), we show later that PBH merging could be a natural consequence of clustering.

Assuming PBHs comprise the bulk of the CDM, Afshordi, McDonald & Spergel [28] study how the discreteness of their population affects the CDM power spectrum. They assume, however, that PBH perturbations on large scales (superhorizon sized at creation) are a mixture of adiabatic (as with other forms of CDM) and isocurvature (due to Poisson fluctuations alone). Using Ly α forest observations, they use this to constrain the mass of PBHs to be less than $10^4 M_\odot$. They are also the first to investigate PBH cluster dynamics; estimating the lifetime due to “evaporation” (different from Hawking evaporation) to show that PBH clusters with $N \lesssim 3000$ objects will evaporate by the current day. We expand on this analysis later.

Results from microlensing experiments indicate a population of Massive Compact Halo Objects (MACHOs) in our galaxy. A possibility that this population is made up of PBHs of around a half a solar mass, the right mass range for QCD PBHs. In such a population, gravitational attraction between PBHs would induce the formation of PBH-PBH binaries. As such, such objects have been studied as sources of gravitational waves [29, 30, 31, 32], though to date no such signals have been detected [33].

PBHs would be the first gravitationally collapsed objects in the universe. As clustering is ubiquitous in other, observed gravitationally collapsed systems (galaxies, clusters of galaxies, superclusters, etc), it will be no different for PBHs. The aim of this work is to compute the spatial clustering properties of PBHs, and see what impact that has for PBHs in cosmology. We will be particularly interested in the viability of PBHs as DM. In Section II we describe general properties of PBHs we will use throughout the paper. In Section III we derive the initial clustering properties of PBHs after their formation, computing the PBH two-point correlation function and power spectrum. We conclude in Section IV with a discussion of observational constraints and avenues for further research.

II. PBH BASICS

A black hole of mass M has a Schwarzschild radius $R_S = 2GM = \frac{2M}{M_P^2}$. Throughout we assume that any PBHs have negligible angular momentum and electric charge, unless otherwise noted.

PBHs form from large perturbations in the radiation density field that are able to overcome the resistance of radiation pressure and collapse directly to black holes. For a perturbation of a fixed physical size, it cannot begin to collapse until it passes within the cosmological horizon. The size of a PBH when it forms, therefore, is related to the horizon size when the collapsing perturbation enters the horizon². In the radiation dominated regime where $a \propto t^{1/2}$ and assuming a top-hat window function, the horizon mass is simply

$$M_H(t) = M_P \left(\frac{t}{t_P} \right) = (2 \times 10^5 M_\odot) \left(\frac{t}{1\text{s}} \right) \quad (1)$$

where t_P is the Planck time. Assuming radiation domination, we can rewrite this in terms of temperature as

$$M_H(T) = \left(\frac{3\sqrt{5}}{4\pi^{3/2}g_*^{1/2}} \right) \left(\frac{T}{M_P} \right)^{-2} M_P \approx 10^{18} \text{g} \left(\frac{T}{10^7 \text{GeV}} \right)^{-2} \quad (2)$$

where g_* is the effective number of relativistic degrees of freedom.

The Hubble scale is then determined by the Friedmann equation

$$H^2 = \frac{8\pi G}{3} \rho. \quad (3)$$

The fluctuations of the density field on a comoving scale χ at a time t is characterized by the variance

$$\sigma^2(\chi, t) \equiv \frac{V}{2\pi^2} \int dk k^2 P(t) T(k, t)^2 |W_k(k\chi)|^2 \quad (4)$$

where W_k is the Fourier transform of the window function, and $T(k, t)$ is the transfer function appropriate for the type of perturbation (adiabatic or isocurvature).

Consider a perturbation $\delta(r_H)$ smoothed over the comoving Hubble radius $r_H = R_H/a = (aH)^{-1}$. As the underlying perturbations δ_k are assumed Gaussian, the smoothed perturbation will be as well (central limit theorem). As the perturbation must have enough mass to overcome pressure, there is a threshold value δ_c below which a PBH will not form. Further, the horizon sized perturbation cannot be larger than unity, or it will pinch off and form a separate universe [34]. Therefore the range that form PBHs is $\delta \in [\delta_c, 1]$.

The exact value of δ_c is not known precisely. Analytically, $\delta_c = w$, where w is the equation of state parameter of the background universe defined through $p = w\rho$. The PBH mass was

² Which is to be expected, being the only characteristic length scale involved.

then estimated to be $M = w^{3/2}M_H$. Numerical simulations of PBH formation [35, 36, 37] have shown a more complex relation, where

$$M = \kappa M_H (\delta - \delta_c)^\gamma, \quad (5)$$

in accordance with other critical phenomena, where $\kappa \approx 3$, $\gamma \approx 0.7$ and $\delta_c \approx 2w$. The values of these parameters vary depending on the shape of the initial perturbation (gaussian, polynomial, etc.). This formally allows for PBHs of an arbitrarily small mass compared to the horizon size, though some numerical simulations [35] have showed that there is a minimum value of $\approx 10^{-3.5}M_H$ as $\delta \rightarrow \delta_c$.

From this, one must now reconsider the approximation that PBHs are formed at around the horizon mass. It can be shown [38] that it still is.

We can encapsulate our uncertainty in the PBH mass-horizon mass relation with a parameter f :

$$M_{PBH} = f(w, \delta_c, t, \dots) M_H \quad (6)$$

While the study of single PBH creation is numerically tractable, the same is not true for studying the PBH population as a whole due to their incredible rarity. As such we resort to analytical estimates. Given a creation threshold δ_c and the value of the radiation fluctuation size at horizon crossing $\sigma_{rad}(r_H)$, the probability of forming a PBH within a given horizon volume is simply the probability of having a perturbation with $\delta_c < \delta < 1$, or

$$\beta = \int_{\delta_c}^1 \left(2\pi\sigma_{rad}^2(r_H)\right)^{-1/2} \exp\left(-\frac{\delta^2}{2\sigma_{rad}^2(r_H)}\right) d\delta \quad (7)$$

Introducing $\nu = \delta_c/\sigma_{rad}(r_H)$ (the threshold in “sigma” units); in the limit where $\nu = \delta_c/\sigma(r_H) \gg 1$, the upper limit can be taken to infinity, so that the expression simplifies to

$$\beta = \text{erfc}\left(\frac{\nu}{\sqrt{2}}\right) \approx \sqrt{\frac{2}{\pi}} \frac{e^{-\nu^2/2}}{\nu} \quad (8)$$

Note that this can be used to determine the initial PBH density³

$$\Omega_{PBH}(\nu, M) = \frac{\rho_{PBH}}{\rho_c} = \beta \left(\frac{M}{M_H}\right) = f\beta \equiv B \quad (9)$$

where we have used $n_{PBH} \equiv \beta/V_H$.

³ Sometimes quoted in the literature instead of β is $\alpha = \beta/(1 - \beta)$. In the limit where the PBH mass $M \approx M_H$, the initial $\rho_{PBH}/\rho_{rad} = \alpha$.

Without an observed population to compare calculations too, the value of the (physical) PBH number density varies in the literature. While [39] did not address PBH formation *per se*, knowing that PBHs form at peaks in the density field implies

$$n_{PBH} = \frac{(n+3)^{3/2}}{(2\pi)^2 6^{3/2}} (\nu^2 - 1) e^{-\nu^2/2} R_H^{-3} \quad (10)$$

where n is the index of the power spectrum (which we will come to later; $n = 1$ for a scale-invariant spectrum). Whereas [39] use peaks in the density field, [40] uses peaks in the metric perturbation to compute a density which is identical to the [39] result, but with $(n+3)$ replaced with $(n-1)$. This latter calculation only holds for $n > 1$ [41]. Generically, we can write the initial PBH density as

$$n_{PBH} = \frac{N_*(\nu) e^{-\nu^2/2}}{V_W} \quad (11)$$

where $N_*(\nu)$ encapsulates the non-exponential dependence upon ν . Equivalently, the initial horizon fraction going into PBHs is

$$\beta = N_* e^{-\nu^2/2} \quad (12)$$

Having determined the initial PBH density, their abundance at subsequent times is simple to calculate. PBHs are non-relativistic matter, so $\rho_{PBH} \propto a^{-3}$. Because radiation redshifts as $\rho_{rad} \propto a^{-4}$, the PBH to radiation ratio grows until the epoch of matter-radiation equality:

$$\frac{\rho_{PBH}}{\rho_{rad}}(t_{EQ}) = \frac{B(t)}{1 - B(t)} \left(\frac{t_{EQ}}{t} \right)^{1/2} \quad (13)$$

After the epoch of equality, Ω_{PBH} remains constant during matter domination up until the era of vacuum energy domination. The condition that PBHs do not overclose the universe⁴ is $\Omega_{PBH}(t_{EQ}) < 1/2$, or

$$B(t) < \frac{1}{2} \left(\frac{t}{t_{EQ}} \right)^{1/2}. \quad (14)$$

Throughout, we will assume a monochromatic mass function such that $\rho_{PBH} = M n_{PBH}$. We can then write

$$B(t) = f N_* e^{-\nu^2/2}. \quad (15)$$

Figure 1 shows the lower limit on ν derived from the latter equations. This exponential dependence of the PBH abundance upon ν means we must now then turn to a discussion of the form of the underlying power spectrum $P(k)$.

⁴ This is also the condition that PBHs do not induce an early matter-dominated phase.

A given mode crosses within the horizon at a time t given by $k_H = a(t)H(t)$. The radiation fluctuation on the horizon scale (crossing during radiation domination) is computed using Equation (4)

$$\sigma_{rad}^2(r_H, t) = \frac{V}{2\pi^2} \int dk k^2 P_{rad}(k) T_{ad}^2(k, t) W_k^2(kr_H) \quad (16)$$

For adiabatic perturbations (which we are assuming for radiation field), $T_{ad}(k, t) \propto k_H^{-2}$ (up to horizon crossing) and for a power law spectrum $P_{rad}(k) \propto k^n$,

$$\sigma_{rad}^2(r_H) \propto k_H^{(n-1)} \quad (17)$$

where $k_H = 1/r_H$. The spectrum for $n = 1$ is known as the Harrison-Zel'dovich [42, 43] spectrum (also called a scale-invariant spectrum) and corresponds to fluctuations of different physical sizes having identical power when they enter the horizon. Spectra with $n > 1$ are known as “blue” spectra, and correspond to models having more power at smaller scales (larger k).

During radiation domination, the horizon mass $M_H \propto t \propto a^2 \propto k_H^{-2}$, or $k_H \propto M_H^{-1/2}$, so that $\sigma_{rad}^2 \propto M_H^{(1-n)/2}$. During matter domination the scaling is different, $M_H \sim \rho R_H^3 \propto a^{-3} H^{-3} = k_H^{-3}$, or $k_H \propto M_H^{-1/3}$, so that $\sigma_{rad}^2 \propto M_H^{(1-n)/3}$. For a pure power law spectrum then, we can relate the power at any earlier time to the power today:

$$\sigma^2(r_H) = \sigma^2(H_0^{-1}) \left(\frac{M_{eq}}{M_0} \right)^{(1-n)/3} \left(\frac{M_H}{M_{eq}} \right)^{(1-n)/2} \quad (18)$$

where 0 subscripts refer to current values and *eq* refers to the epoch of matter-radiation equality. From this, a value of $n > 1$ (known as a “blue” spectrum) can produce sufficient power at small scales to produce significant black holes. Our understanding of the physics at these scales in the early universe is only theoretical, and thus there may be significant deviations from pure power-law behavior then. Spikes in power at a particular scale, which can be produced in some inflationary models can enhance PBH production at that scale.

Due to quantum effects[44], a BH of mass M will emit particles as a blackbody with temperature T_h given by

$$T_h(M) = \frac{1}{8\pi GM} = \frac{M_P^2}{8\pi M} \approx 10^{22} \left(\frac{M}{1g} \right)^{-1} \text{ eV}. \quad (19)$$

As the temperature is inversely proportional to the mass, this is unobservable for a one solar mass BH ($T_h(M_\odot) \approx 62 \text{ nK}$), but cannot be neglected in the mass range of PBHs. This

emission also corresponds to a mass loss for the PBH,

$$\dot{M} = -L_h = -\sigma_{SB}^* T_h^4 (4\pi R_s^2) = -\frac{\alpha(M)}{M^2}, \quad (20)$$

where σ_{SB}^* is the effective Stefan-Boltzmann constant and is proportional to the effective number of relativistic degrees of freedom in the emitted particles. PBHs therefore have a finite lifetime, after which they would have emitted their entire rest mass, given by

$$\tau = \frac{M_0^3}{3\alpha(M_0)} = (10^{-26}\text{s}) \left(\frac{M}{1\text{g}}\right)^3 \quad (21)$$

As the lifetime scales with M^3 , there is a threshold mass above which holes will not have evaporated by the present day (t_0). This threshold mass M_* is given by

$$M_* \approx (4 \times 10^{14}\text{g}) \left[\left(\frac{\alpha(M_*)}{6.94 \times 10^{25}\text{g}^3/\text{s}} \right) \left(\frac{t_0}{4.4 \times 10^7\text{s}} \right) \right]^{1/3}. \quad (22)$$

Given the uncertainties in α and t_0 , a threshold mass of $M_* \sim 10^{15}\text{g}$ is typically quoted in the literature.

A large enough abundance of PBHs with $M \approx M_*$ will produce a number of observable effects through their evaporation in the current day. They would contribute to cosmic rays [45], the γ -ray background [46, 47], 511 keV emission due to positron annihilation in the galactic center [48] or be the cause of short duration gamma ray bursts [49, 50]. Observations (or the lack thereof) of PBHs evaporating today depend critically upon not only the number density of PBHs present today $n_{PBH}(t_0)$, but also upon how clustered they are within the galaxy. Assuming an isothermal halo model, the effective number density is $\zeta n_{PBH}(t_0)$ where ζ is the local density enhancement factor [45, 46, 47] and ranges from $10^5 - 10^7$.

PBHs with $M < M_*$ would have evaporated by the present day. The main mechanism for “observing” PBHs in cosmology is through their Hawking radiation. In the absence of a direct detection, the main utility of PBHs is to set limits of PBH abundance at various times given a non-detection. Though, PBHs have also been invoked to explain baryogenesis [51], reionization [52] and as a solution to the magnetic monopole problem [53].

Evaporating PBHs have their most dramatic effect during the era of BBN, where Hawking radiation can alter the entropy per baryon and light element abundances [54]. Therefore, the success of BBN implies an upper limit to the number of PBHs evaporating at that time.

Combining Equations (1), (6) and (21) gives the relation

$$\tau(t) = \frac{f^3 M_P^3}{3\alpha} \left(\frac{t}{t_P} \right)^3, \quad (23)$$

the lifetime τ of a PBH created at a time t . What this allows one to do is use information from a “late epoch” (time τ) to examine conditions at an “early epoch” (time $t \ll \tau$). In the above example, $\tau \sim t_{BBN}$, and the limits on initial PBH abundance from BBN imply $\beta < 10^{-16}$ for M_{PBH} between 10^9 g and 10^{15} g.

This relation depends critically upon the PBH only losing mass through evaporation, and not gaining mass in any way (accretion or merging). Should this not be the case, the lifetime τ is no longer given by the initial PBH mass, and the link between late epoch and early epoch is broken. Instead, the energy in PBHs that would have evaporated away can now linger for longer periods of time. Since $\tau \propto M^3$, the merging of two equal mass BHs will result in a BH with a lifetime 8 times as long. If this merging can continue, then there is a greater chance of PBHs produced in the early universe still existing today.

III. BIAS MODEL

Measuring the two point function (or its Fourier transform, the power spectrum) of astrophysical objects is a powerful tool in studying their clustering properties. The physical interpretation of $\xi(r)$ is as follows. The differential probability of finding two objects (galaxies, clusters, PBHs, etc.) in volume dV_1 and dV_2 , a distance r apart is given by

$$dP = \rho^2(1 + \xi(r))dV_1dV_2. \quad (24)$$

The two point function then measures the excess probability (over random) of finding pairs with a separation r . A large value of ξ implies a large amount of clustering. One can compute the two point function for both continuous and discrete populations of objects.

It is important to note that the galaxy-galaxy correlation function ξ_{gg} is not identical to the underlying mass correlation function ξ_m ; in other words, galaxies are not a perfect tracer of mass. Further, different types of objects which may act as tracers (quasar, galaxy clusters) have different clustering properties. Measurements of ξ for clusters of galaxies showed that they were more clustered than galaxies themselves by a factor of 10. Kaiser [55] showed that this may be explained using what is now known as the peak-background split model of bias: as clusters of galaxies form from higher peaks in the density field than galaxies, it is natural that they be more clustered.

This can be roughly understood as follows. Split the density field into a long wavelength

and a short wavelength component. Next, consider a peak in just the long wavelength component (“background”); the physical density field will consist of this component modulated by the short wavelength portion. If the threshold for gravitational collapse is close to the value of the background peak value, the physical field will cross this threshold a number of times in the vicinity of the peak. The regions above threshold, therefore, are preferentially found near the background peak.

After formation, PBHs evolve as a matter component of the universe. As such, the PBH density will have perturbations. Further, we show that in general they are isocurvature perturbations. The reason for this is straight-forward: during PBH collapse the total energy density within a horizon volume remains invariant, though that energy density is redistributed between radiation and PBHs⁵.

The assumptions used are:

PBH creation is rare: PBH formation occurs during radiation domination ($w = 1/3$); and the radiation perturbations are Gaussian. At creation, there will be at most one PBH per horizon volume, and PBH formation at one horizon mass.

Peaks Theory bias: Since PBH formation is a threshold process, we can use peaks theory [39] to determine the number density and correlation statistics.

It is important to note that the perturbations in the PBH distribution are not Gaussian in nature. While we restrict study to the PBH two-point function and its Fourier transform (the PBH power spectrum), they are not sufficient to fully describe the statistics of the distribution.

We now derive the bias for a population of PBHs formed at a single mass scale, compared to the underlying radiation field. For the overdensities of PBHs and radiation δ_{PBH} and δ_r , we define their two point correlation functions

$$\xi_{PBH}(r) = \langle \delta_{PBH}(x) \delta_{PBH}(x+r) \rangle \quad (25)$$

$$\xi_{rad}(r) = \langle \delta_{rad}(x) \delta_{rad}(x+r) \rangle \quad (26)$$

and the bias parameter

$$\xi_{PBH}(r) = b(r)^2 \xi_{rad}(r) \quad (27)$$

⁵ Another way to think of this is that black hole creation necessarily generates more entropy compared to the radiation-only case.

Where, in general, $b(r)$ is not a constant. The size of the perturbations in the PBH population is characterized by

$$\sigma_{PBH,0}^2 = \xi_{PBH}(0) \quad (28)$$

From the definition of the radiation and PBH correlation functions, this is given by

$$\sigma_{PBH,0} = b(0)\sigma_{rad,0} \quad (29)$$

The power spectrum $P(k)$ is defined as

$$P(k) = \left(\frac{4\pi}{V}\right) \int dr r^2 \xi(r) \left(\frac{\sin(kr)}{kr}\right). \quad (30)$$

As PBHs form in regions above a certain threshold density, it is straight-forward to compute the number density and bias assuming PBHs form at a single mass only. The two-point correlation function of regions above threshold was first considered by Kaiser [55]. Using the notation of Jensen & Szalay [56], the full expression is given by

$$1 + \xi_{PBH}(r) = \left[\frac{1}{2}\text{erfc}\left(\frac{\nu}{\sqrt{2}}\right)\right]^{-2} \int_{\nu}^{\infty} dy_1 \int_{\nu}^{\infty} dy_2 (2\pi)^{-1} (1 - w(r)^2)^{-1/2} \quad (31)$$

$$\times \exp\left[-\frac{y_1^2 + y_2^2 - 2y_1 y_2 w(r)}{2(1 - w(r)^2)}\right]$$

where $w(r) = \xi_{rad}(r)/\sigma_{rad,0}^2$ and $\nu = \delta_c/\sigma_{rad,0}$. It is possible to write this as a power series in $w(r)$ [56],

$$\xi_{PBH}(r) = \sum_{m=1}^{\infty} \frac{A_m^2}{m!} w(r)^m \quad (32)$$

where the coefficients are given by

$$A_m = \frac{2H_{m-1}\left(\frac{\nu}{\sqrt{2}}\right)2^{-m/2}}{\sqrt{\pi}e^{\nu^2/2}\text{erfc}\left(\frac{\nu}{\sqrt{2}}\right)} \quad (33)$$

where H_n are the Hermite polynomials.

The result of Kaiser [55] is obtained by assuming $w(r) \ll 1$ and $\nu \gg 1$, so that only the first term in the series need be used to obtain $\xi_{PBH}(r) \approx \nu^2 w(r)$. Relaxing the condition on $w(r)$ (but not on ν), the coefficients $A_m \rightarrow \nu^m$, obtaining the result of Politzer & Wise [57],

$$1 + \xi_{PBH}(r) = 1 + \sum_{m=1}^{\infty} \frac{(\nu^m)^2}{m!} w(r)^m = \exp(\nu^2 w(r)) \quad (34)$$

As $r \rightarrow 0$, $w \rightarrow 1$ by definition, so that in the case of arbitrary ν ,

$$\xi_{PBH}(0) = \left[\sqrt{\pi} e^{\nu^2/2} \text{erfc} \left(\frac{\nu}{\sqrt{2}} \right) \right]^{-2} \sum_{m=1}^{\infty} \frac{\left(2H_{m-1} \left(\frac{\nu}{\sqrt{2}} \right) \right)^2}{2^m m!} \quad (35)$$

Recall that $\sigma_{PBH,0}^2 = \xi_{PBH}(0)$. For large ν , it follows that $\sigma_{PBH,0}^2 = e^{\nu^2}$. In other words, PBHs start with a large perturbation amplitude (compared to radiation) and their evolution begins in the nonlinear regime. However, the number density goes as $e^{-\nu^2/2}$, so the fewer PBHs are formed, the more clustered they will be.

Note this bias is independent of the PBH Mass - Horizon Mass relation (f). Specifically, we have computed the correlation function of horizon sized regions that contain at most one PBH. As such $P_{PBH}(k)$ will have an initial upper cutoff at k_H .

While we can compute exactly ξ_{PBH} from the peak-background split model, it is customary in LSS studies to measure the power spectrum P_{PBH} instead. Inserting Equation 34 into Equation 30 we obtain the integral expression

$$P_{PBH}(k) = \frac{4\pi}{V} \int dr r^2 \xi_{PBH}(r) \left(\frac{\sin(kr)}{kr} \right) \quad (36)$$

$$= \frac{4\pi}{V} \int_{r_H}^{\infty} dr r^2 \left[\exp \left(\frac{\nu^2}{\sigma_{rad,0}^2} \xi_{rad}(r) \right) - 1 \right] \left(\frac{\sin(kr)}{kr} \right) \quad (37)$$

The lower cutoff at $r_H = R_H/a = k_H^{-1}$, the comoving horizon length at PBH formation, is due to the finite size of the PBHs. This will translate into an upper cutoff in $P_{PBH}(k)$ at k_H . Generically, the above integral can be done numerically (see Figure 3), but we can say more about the nature of the PBH perturbations without it.

Because PBH formation takes place at approximately the horizon size, all modes $k < k_H$ of the PBH distribution are necessarily super-horizon sized. As such, we can categorize the PBH perturbations as either adiabatic or isocurvature. Rather, we can split a generic PBH perturbation into its adiabatic and isocurvature components:

$$\delta_{PBH} = \delta_{PBH,ad} + \delta_{PBH,iso} \quad (38)$$

We claim this initial PBH perturbation is purely isocurvature. The reason is as follows: isocurvature perturbations correspond to perturbations in the local equation of state (characterized by $w = p/\rho$), while adiabatic perturbations correspond to perturbations in the local energy density, and thus the local curvature. Consider a volume of space greater than the horizon volume at PBH creation. The formation of PBHs will not change the energy

density (or curvature) within this space: the gravitational collapse corresponds to a “shuffling” of energy density from one form (radiation, $w = 1/3$) into another (matter, $w = 0$). The decrement in the radiation energy density is exactly balanced by the creation of PBH energy density.

Instead, by expanding the exponential, we can rewrite equation (36) as

$$P_{PBH}(k) = \frac{\nu^2}{\sigma_{rad,0}^2} P_{rad}(k) + \sum_{m=2}^{\infty} \frac{4\pi}{V} \int_{r_H}^{\infty} dr r^2 \left(\frac{\sin(kr)}{kr} \right) \frac{1}{m!} \left[\frac{\nu^2}{\sigma_{rad,0}^2} \xi_{rad}(r) \right]^m \quad (39)$$

The higher order terms in the above expansion show the non-linear dependence of P_{PBH} upon P_{rad} .

Due to the discrete nature of the PBHs, the normalization condition for P_{PBH} is that as $k \rightarrow 0$, P_{PBH} approaches a spectrum for pure Poisson noise; i.e., a constant value. This is manifest in our above expression. The first term, where the PBH power spectrum is simply $b^2 P_{rad}$, with the bias b given by the Kaiser value of ν/σ . We can Taylor expand the sine term in the integrals such that $\sin(kr)/(kr) \rightarrow 1$, and those integrals evaluate to constants.

$$P_{Poisson} = \sum_{m=2}^{\infty} \frac{4\pi}{V} \frac{1}{m!} \frac{\nu^{2m}}{\sigma_{r,0}^{2m}} \int_{r_H}^{\infty} dr r^2 \xi_r(r)^m \quad (40)$$

The PBH perturbation created in this manner is also non-scale-invariant. Taking Equation (4), we can write the variance as

$$\sigma_{PBH}^2(r_H, t) = \frac{V}{2\pi^2} \int dk k^2 P_{PBH}(k) T_{iso}^2(k, t) W_k^2(kr_H). \quad (41)$$

For isocurvature perturbations, $T_{iso}(k, t) \sim 1$ (up to horizon crossing) and for a power law spectrum $P_{PBH}(k) \propto k^{n_{iso}}$, giving the variance at horizon crossing as

$$\sigma_{PBH}^2(r_H) \propto k_H^{(3+n_{iso})}. \quad (42)$$

We see that the PBH perturbations will only be scale-invariant if $n_{iso} = -3$; whereas for PBHs $n_{iso} \approx 0$. There is therefore a large departure from scale-invariant behavior.

$$\sigma_{PBH}^2(r_H) = \sigma^2(H_0^{-1}) \left(\frac{M_{eq}}{M_0} \right)^{-\frac{(n_{iso}+3)}{3}} \left(\frac{M_H}{M_{eq}} \right)^{-\frac{(n_{iso}+3)}{2}} \quad (43)$$

IV. CONCLUSIONS

Numerous cosmological measurements imply the existence of CDM, and the existence of spectrum of small, Gaussian, scale-free, adiabatic perturbations. As we have shown, PBHs have a spectrum of large, non-Gaussian, non-scale-free, isocurvature perturbations. This implies that PBHs cannot compose the majority of the CDM in the universe. PBHs could serve as a less dominant form of DM, provided they satisfy the compact object constraints [58].

As shown in the previous section, PBH perturbations enter the horizon with a very large amplitude ($\sigma_{PBH} \sim e^{\nu^2/2}$). It is therefore no longer value to treat their evolution using linear perturbation theory, as one is able to do for other forms of CDM. Instead, we examine the sub-horizon evolution of the PBH population as an N-body problem. Being non-relativistic, PBHs will cluster hierarchically (just as CDM); creating smaller bound systems that get incorporated into larger ones. The internal dynamics of these systems are determined solely by gravitational clustering, analagous to other gravitationally bound systems such as star clusters and galaxies. For this, we are aided by the work done in the context of studying more massive black holes in globular clusters [59] and galaxies [60]. In those cases, gravitational interactions tend to either produce bound pairs or ejections, rather than BH coalescence [61]. What occurs in the case of PBHs depends upon how many form in a “PBH cluster” and what their initial separations are.

Frequent merging due to clustering could have a profound impact upon cosmology. Since their lifetime $\tau \propto M^3$, PBHs, due to merging, exist longer than they would have initially. This could feasibly lead to a PBH population in the present universe that was formed in the earliest moments of the early universe, opening up a new and unique observational window into that time. At the very least, PBH merging in clusters dramatically changes the limits on initial PBH abundance, such as those used to put limits on models of inflation[62, 63, 64, 65, 66, 67, 68, 69, 70]. The issue of PBH clusters and merging is discussed more fully in a companion paper [71].

Limits on the current number density of PBHs depend critically upon how clustered PBHs are in our galaxy. Naively, from our work in this paper, we might expect a local clustering enhancement $\zeta \sim e^{\nu^2/2}$, or $\zeta \sim 10^{22}$ for $\nu = 10$. This is many orders of magnitude larger than the factors of 10^7 computed in the literature. This ignores the effect of PBH merging

though; sufficient merging might concentrate all galactic PBHs into the center SMBH.

This PBH merging scenario we have discussed has other predictions. One prediction is more gravitational wave emission than originally assumed for a uniform PBH population. This is due to the increased probability of PBH binary formation and emission from resonant bound states.

The other prediction is related to dark matter. Suppose now that PBHs are not the only component of the dark matter, and that there also exists a “standard” CDM candidate with adiabatic perturbations (in accordance with CMB measurements), in which case the CDM perturbation amplitude is related to the radiation perturbation amplitude by $\delta_{CDM} = (3/4)\delta_{rad}$.

Perturbations in the radiation density can only collapse (into PBHs) if they are of sufficient amplitude on the scale of the horizon. Perturbations smaller than this, in accordance with linear perturbation theory, will simply oscillate, but not collapse. This implies that there will be scales slightly larger than those where PBH formation took place where δ_r is below the threshold for PBH formation but still large compared to, say, the amplitude at the time of the CMB (10^{-5}). There is, accordingly, a similarly large perturbation in the CDM density assuming adiabaticity. While the linear growth of matter perturbations is delayed until after matter-radiation equality, they still grow logarithmically in the RD era. This leads to the possibility that they will become non-linear before equality, and forming bound dark matter structures along with PBHs. In which case, one would have to include the interaction between these two populations of primordial bound objects.

Acknowledgments

The author would like to thank Rocky Kolb, John Carlstrom, Sean Carroll, Ilya Gruzberg, Robert Wald, Anne Green and Scott Dodelson for helpful discussions and feedback on this manuscript. This work was supported in part by the Department of Energy.

-
- [1] Ya. B. Zel’dovich, and I. D. Novikov, *Sov. Astron. A. J.* 10, 602 (1967)
 - [2] S. W. Hawking, *Mon. Not. R. Astron. Soc.* 152, 75 (1971)
 - [3] D. N. Spergel et al., *Ap. J. Supp.* 148, 175 (2003)

- [4] K. Ichiki, M. Orito, and T. Kajino, *Astropart. Phys.* 20, 499 (2003)
- [5] K. Jedamzik, *Phys. Rev. D* 55, 5871 (1997)
- [6] A. M. Green, and K. Jedamzik, *Astron. Astrophys.* 395, 31 (2002)
- [7] D. Blais, C. Kiefer, and D. Polarski, *Phys. Lett. B* 535, 11 (2002)
- [8] D. Blais, T. Bringmann, C. Kiefer, and D. Polarski, *Phys. Rev. D* 67, 024024 (2003)
- [9] P. Ivanov, P. Naselsky, and I. Novikov, *Phys. Rev. D* 50, 7173 (1994)
- [10] P. Ivanov, *Phys. Rev. D* 57, 7145 (1998)
- [11] J. Yokoyama, *Astron. Astrophys.* 318, 673 (1997)
- [12] B. A. Bassett, and S. Tsujikawa, *Phys. Rev. D* 63, 123503 (2001)
- [13] A. M. Green, and K. A. Malik, *Phys. Rev. D* 64, 021301 (2001)
- [14] T. Suyama, T. Tanaka, B. Bassett, and H. Kudoh, *hep-ph/0410247* (2004)
- [15] A. Barrau, D. Blais, G. Boudoul, and D. Polarski, *Ann. Phys.* 13, 115 (2004)
- [16] J. D. Barrow, E. J. Copeland, and A. R. Liddle, *Phys. Rev. D* 46, 645 (1992)
- [17] J. H. MacGibbon, *Nature* 329, 308 (1987)
- [18] P. Mészáros, *Astron. Astrophys.* 38, 5 (1975)
- [19] B. J. Carr, *Ap. J.* 201, 1 (1975)
- [20] B. J. Carr, *Astron. Astrophys.* 56, 377 (1977)
- [21] P. Mészáros, *Ap. J.* 238, 781 (1980)
- [22] E. Kotok, and P. Naselsky, *Phys. Rev. D* 58, 103517 (1998)
- [23] J. García-Bellido, A. Linde, and D. Wands, *Phys. Rev. D* 54, 6040 (1996)
- [24] J. García-Bellido, and A. Linde, *Phys. Rev. D* 57, 6075 (1998)
- [25] M. Lemoine, *Phys. Lett. B* 481, 333 (2000)
- [26] A. M. Green, *Phys. Rev. D* 60, 063516 (1999)
- [27] M. Yu Khlopov, and A. Barrau, *astro-ph/0406621* (2004)
- [28] N. Afshordi, P. McDonald, and D. N. Spergel, *Ap. J.* 594, L71 (2003)
- [29] W. A. Hiscock, *Ap. J. Lett.* 509, 101 (1998)
- [30] K. Ioka, T. Chiba, T. Tanaka, and T. Nakamura, *Phys. Rev. D* 58, 063003 (1998)
- [31] K. Ioka, T. Tanaka, and T. Nakamura, *Phys. Rev. D* 60, 083512 (1999)
- [32] T. Nakamura, M. Sasaki, T. Tanaka, and K. S. Thorne, *Ap. J.* 487, L139 (1997)
- [33] B. Abbott et al., *gr-qc/0505042* (2005)
- [34] B. J. Carr, and S. W. Hawking, *Mon. Not. R. Astron. Soc.* 168, 399 (1974)

- [35] I. Hawke, and J. M. Stewart, *Class. Quantum Grav.* 19, 3687 (2002)
- [36] I. Musco, J. C. Miller, and L. Rezzolla, *Class. Quantum Grav.* 19, 1405 (2005)
- [37] J. C. Niemeyer, and K. Jedamzik, *Phys. Rev. D* 59, 124013 (1999)
- [38] A. M. Green, and A. R. Liddle, *Phys. Rev. D* 60, 063509 (1999)
- [39] J. M. Bardeen, J. R. Bond, N. Kaiser, and A. S. Szalay, *Ap. J.* 304, 15 (1986)
- [40] A. M. Green, A. R. Liddle, K. A. Malik, and M. Sasaki, *Phys. Rev. D* 70, 041502 (2004)
- [41] A. M. Green, private communication (2005)
- [42] E. R. Harrison, *Phys. Rev. D* 1, 2726 (1970)
- [43] Ya. B. Zel'dovich, *Astron. Astrophys.* 5, 84 (1970)
- [44] S. W. Hawking, *Nature* 248, 30 (1974)
- [45] J. H. MacGibbon, and B. J. Carr, *Ap. J.* 371, 447 (1991)
- [46] F. Halzen, E. Zas, J. H. MacGibbon, and T. C. Weekes, *Nature* 353, 807 (1991)
- [47] D. N. Page, and S. W. Hawking, *Ap. J.* 206, 1 (1976)
- [48] P. N. Okele, and M. J. Rees, *Astron. Astrophys.* 81, 263 (1980)
- [49] D. B. Cline, C. Matthey, and S. Otwinowski, *Astropart. Phys.* 18, 531 (2003)
- [50] A. M. Green, *Phys. Rev. D* 65, 027301 (2001)
- [51] J. D. Barrow, E. J. Copeland, E. W. Kolb, and A. R. Liddle, *Phys. Rev. D* 43, 984 (1991)
- [52] M. Gibilisco, *Int. J. Mod. Phys. A* 11, 5541 (1996)
- [53] D. Stojkovic, and K. Freese, hep-ph/0403248
- [54] D. Lindley, *Mon. Not. R. Astron. Soc.* 193, 593 (1980)
- [55] N. Kaiser, *Ap. J. Lett.* 284, L9 (1984)
- [56] L. G. Jensen, and A. S. Szalay, *Ap. J. Lett.* 305, L5 (1986)
- [57] H. D. Politzer, and M. B. Wise, *Ap. J.* 285, L1 (1984)
- [58] B. J. Carr, and M. Sakellariadou, *Ap. J.* 516, 195 (1999)
- [59] S. Sigurdsson, and L. Hernquist, *Nature* 364, 423 (1993)
- [60] M. C. Begelman, R. D. Blandford, and M. J. Rees, *Nature* 287, 307 (1980)
- [61] W. C. Saslaw, M. J. Valtonen, and S. J. Aarseth, *Ap. J.* 190, 253 (1974)
- [62] B. J. Carr, and J. E. Lidsey, *Phys. Rev. D* 48, 543 (1993)
- [63] B. J. Carr, J. H. Gilbert, and J. E. Lidsey, *Phys. Rev. D* 50, 4853 (1994)
- [64] H. I. Kim, and C. H. Lee, *Phys. Rev. D* 54, 6001 (1996)
- [65] A. M. Green, and A. R. Liddle, *Phys. Rev. D* 56, 6166 (1997)

- [66] A. M. Green, A. R. Liddle, and A. Riotto, *Phys. Rev. D* 56, 7559 (1997)
- [67] H. I. Kim, C. H. Lee, and J. H. MacGibbon, *Phys. Rev. D* 59, 063004 (1999)
- [68] G. D. Kribs, A. K. Leibovich, and I. Z. Rothstein, *Phys. Rev. D* 60, 103510
- [69] E. V. Bugaev, and K. V. Konishchev, *Phys. Rev. D* 66, 084004 (2002)
- [70] P. He, and L. Fang, *Ap. J. Lett.* 568, 1 (2002)
- [71] J. R. Chisholm, in preparation (2005)

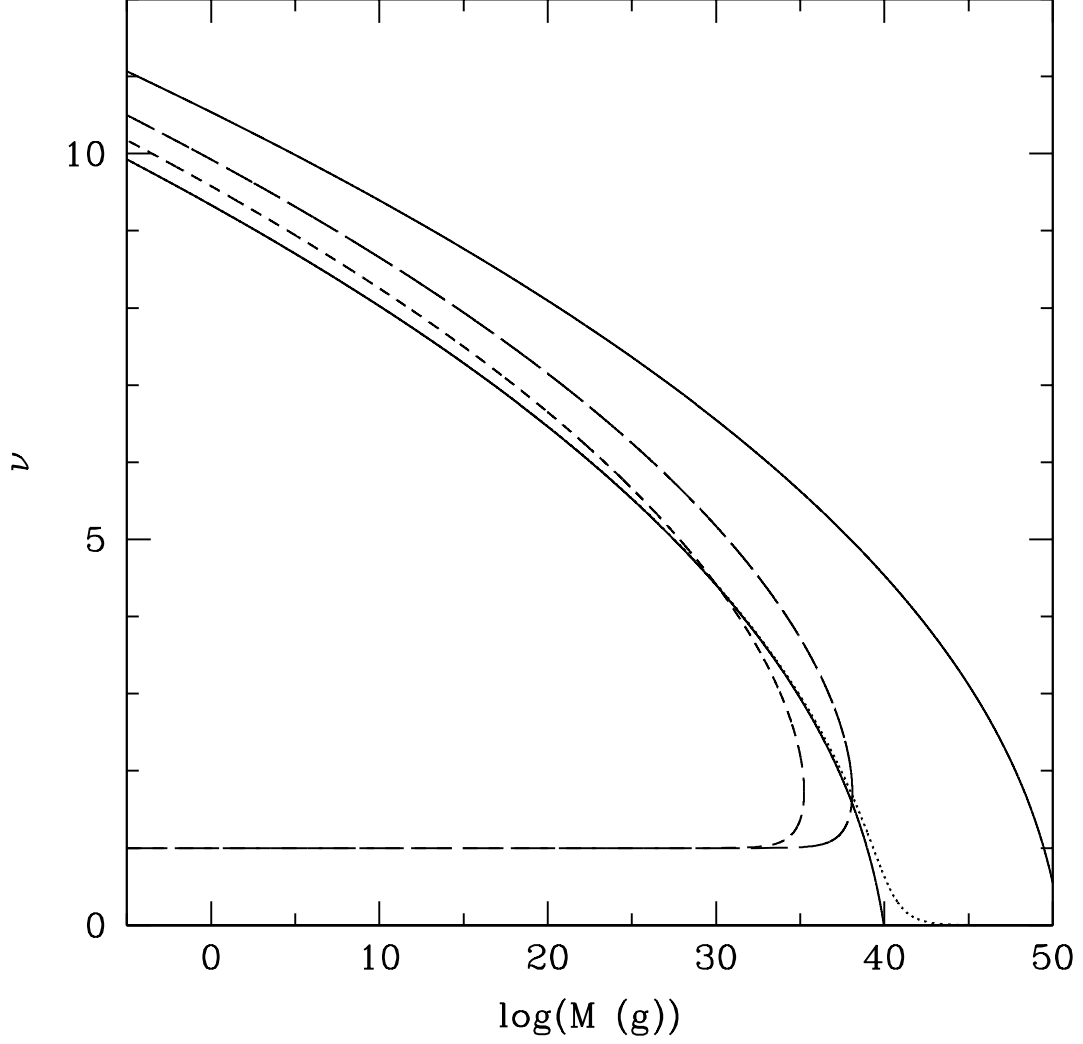


FIG. 1: Lower limit on ν assuming that PBHs do not overclose the universe. Upper and lower solid curves use the exact Equation (8) for $f = 1$ and $f = 10^{-3.5}$, respectively. All of the other curves use $f = 10^{-3.5}$. The dotted curve uses the approximation of Equation (8). The long dashed curve uses the BBKS formula, Equation (10), with $n = 1.5$. The short dashed curve uses the GLMS [40] formula with $n = 1.5$.

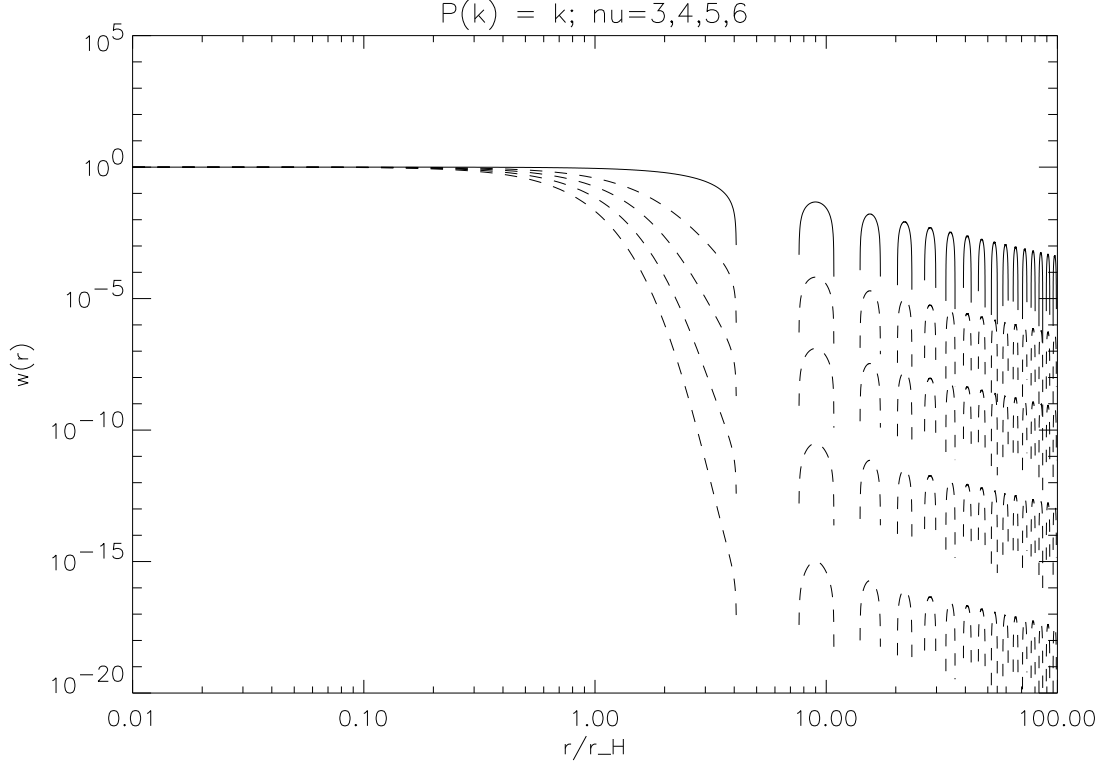


FIG. 2: Correlation functions for the underlying density field (solid curve) and PBH field (dashed curves). Functions have been scaled to their values at $r = 0$ to show profile shape. The solid curve is for $P_r(k) \propto k$; dashed curves are, from top to bottom, for PBH formation at $\nu = 3, 4, 5, 6$, and assume Politzer & Wise bias.

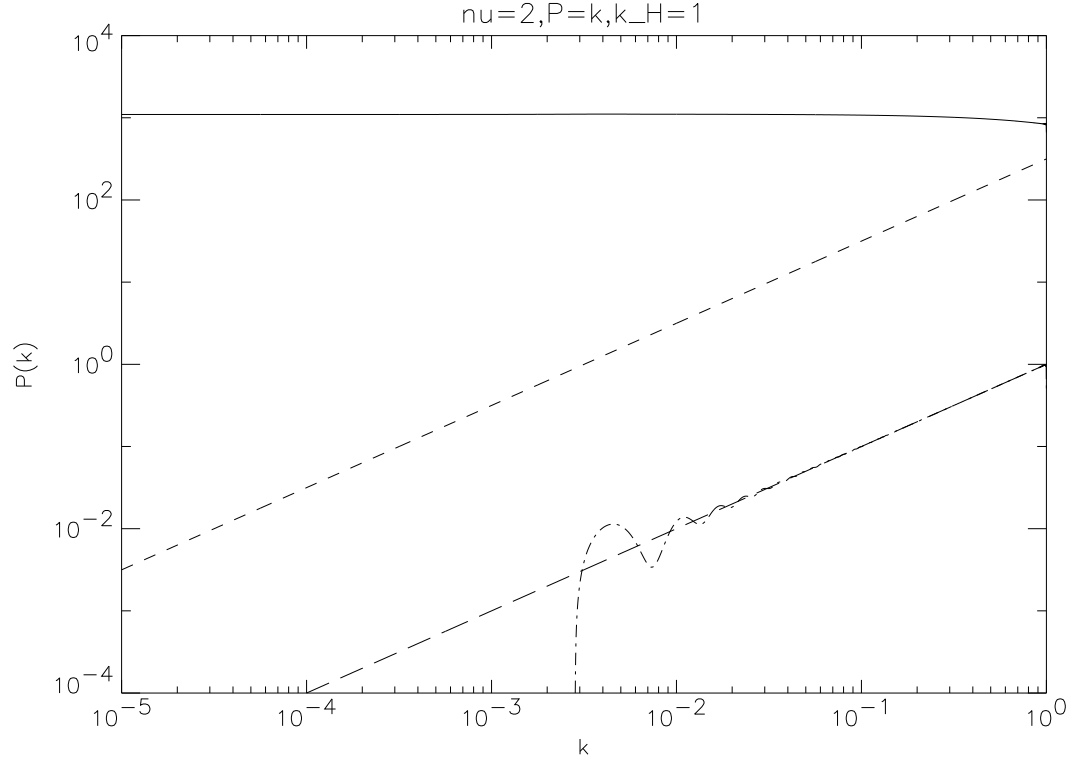


FIG. 3: Enhancement of the super-horizon PBH power spectrum at formation time. The solid curve is the numerical P_{PBH} ; short dashed curve is $(\nu^2/\sigma_0^2)P_r$; long dashed curve is $P_r = k$; dash-dot curve is the numerical reconstruction of P_r .